



US00D365997S

United States Patent [19]

[11] Patent Number: **Des. 365,997**

Wrisley et al.

[45] Date of Patent: ****Jan. 9, 1996**

[54] **HAND-HELD MEASUREMENT INSTRUMENT WITH GRIP**

5,237,327 8/1993 Saitoh et al. D14/100 X

OTHER PUBLICATIONS

[75] Inventors: **Jerry L. Wrisley**, Beaverton; **Keith W. Kirkwood**, Portland; **David T. Rosette**, Tigard, all of Oreg.

TEK VIEW by Tektronix, TekView, vol. 10, No. 2, "Focus on TekTools" article is 12 pages total. Mar. 1994.

Primary Examiner—Antoine Duval Davis
Attorney, Agent, or Firm—William K. Bucher

[73] Assignee: **Tektronix, Inc.**, Wilsonville, Oreg.

[**] Term: **14 Years**

[57] **CLAIM**

The ornamental design of an hand-held measurement instrument with grip, as shown and described.

[21] Appl. No.: **35,646**

DESCRIPTION

[22] Filed: **Mar. 3, 1995**

[52] U.S. Cl. **D10/78**; D14/100; D10/80

[58] **Field of Search** D10/46, 78, 80;
D14/100; D18/6, 7, 11; D24/186; 73/272 R,
273, 274; 324/156, 158 F

FIG. 1 is a front plan view of the hand-held measurement instrument with grip, the phantom lines not being a part of the invention;

FIG. 2 is a bottom side plan view of the hand-held measurement instrument with grip;

FIG. 3 is a back side plan view of the hand-held measurement instrument with grip;

FIG. 4 is a top side plan view of the hand-held measurement instrument with grip;

FIG. 5 is a left side plan view of the hand-held measurement instrument with grip; and,

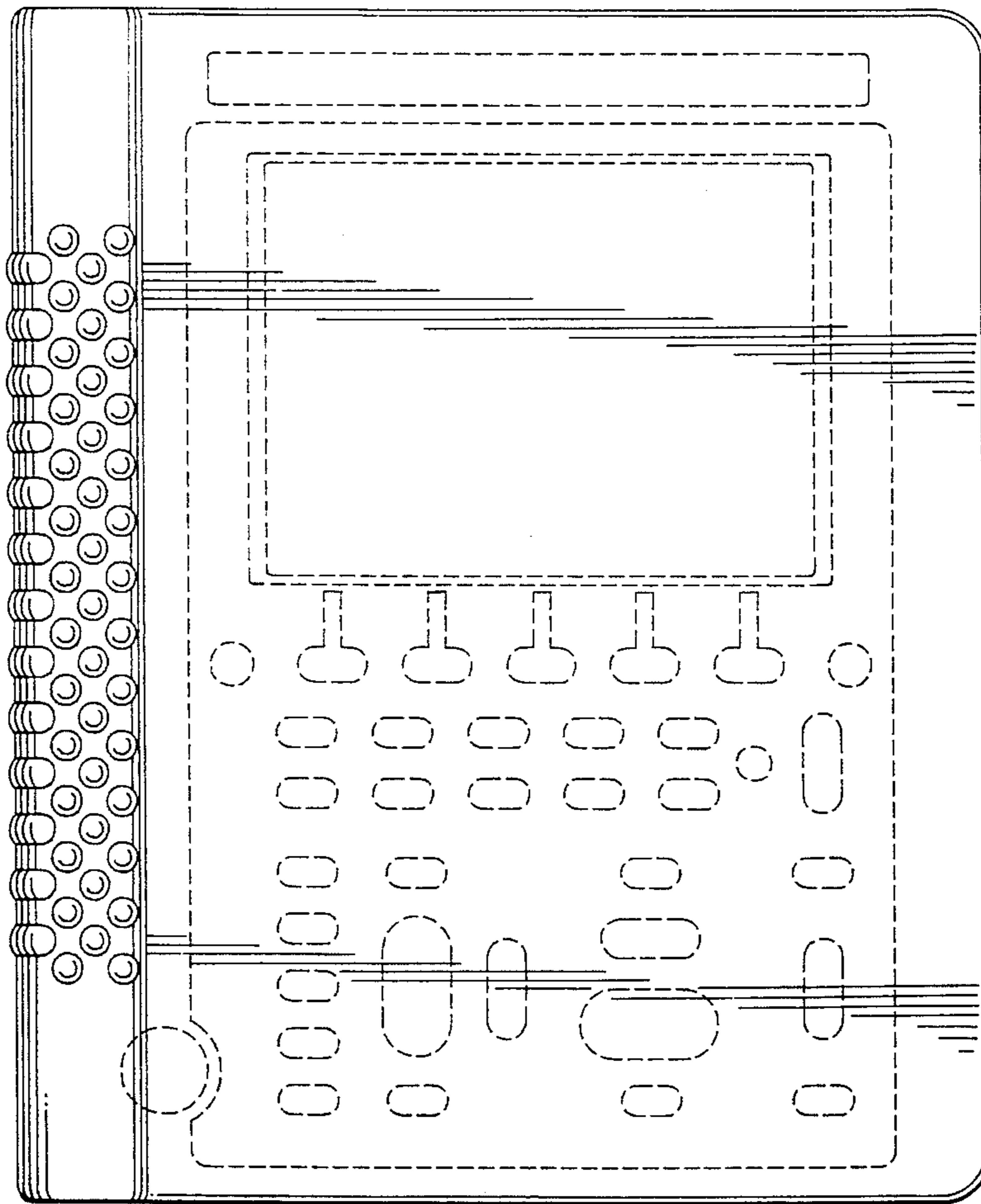
FIG. 6 is a right side plan view of the hand-held measurement instrument with grip.

[56] **References Cited**

U.S. PATENT DOCUMENTS

D. 293,556	1/1888	Klojcnik	D10/76
D. 300,306	3/1989	Arnoux et al.	D10/78
D. 311,345	10/1990	Brown	D10/78
D. 323,893	2/1992	Arioka	D24/169
D. 332,833	1/1993	Lauks et al.	D24/186
D. 345,112	3/1994	Krishnamurthy et al.	D10/78
D. 352,251	11/1994	Ketterer et al.	D10/78
4,034,291	7/1977	Allen et al.	324/121 R

1 Claim, 3 Drawing Sheets



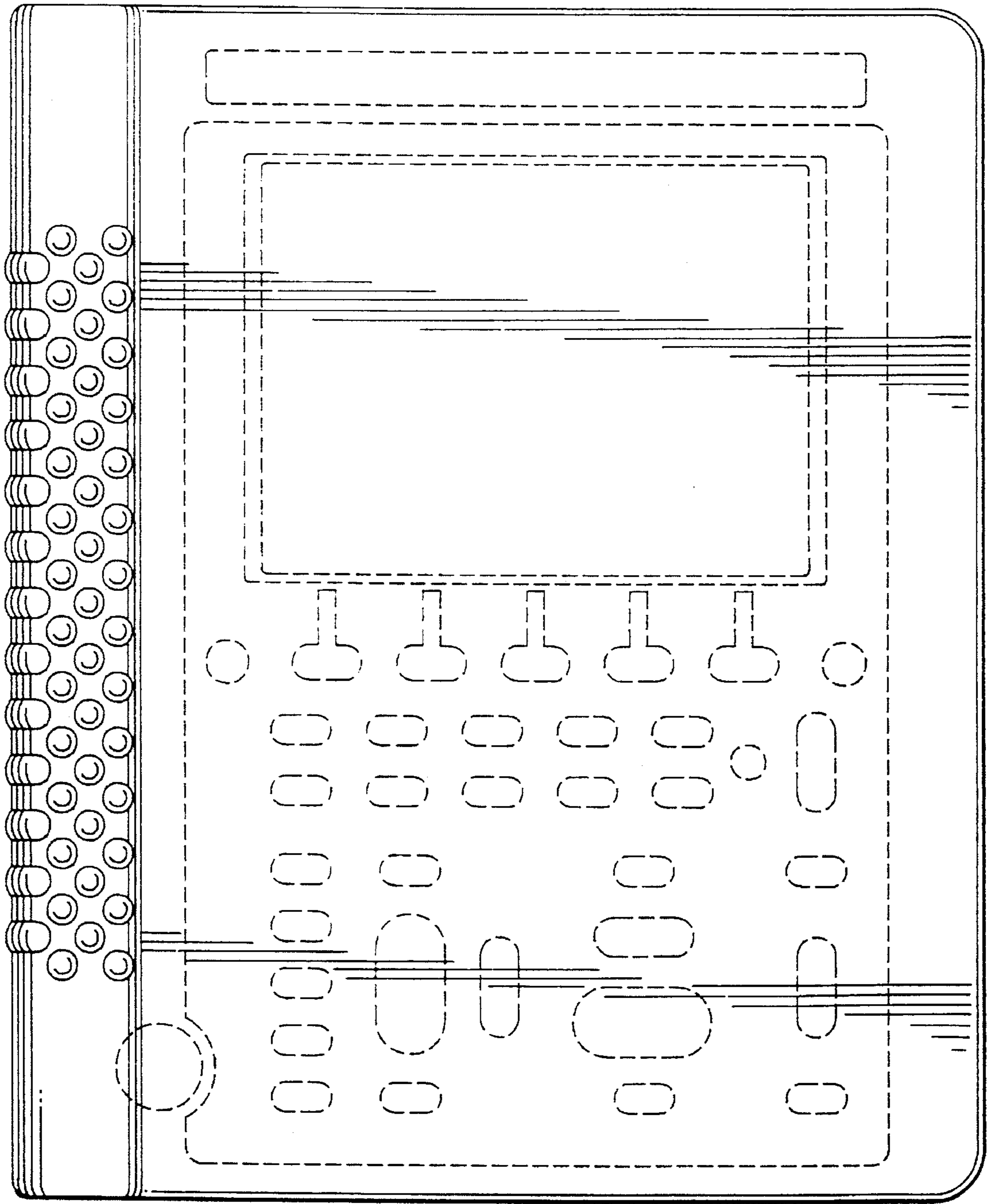


FIG. 1




FIG. 2

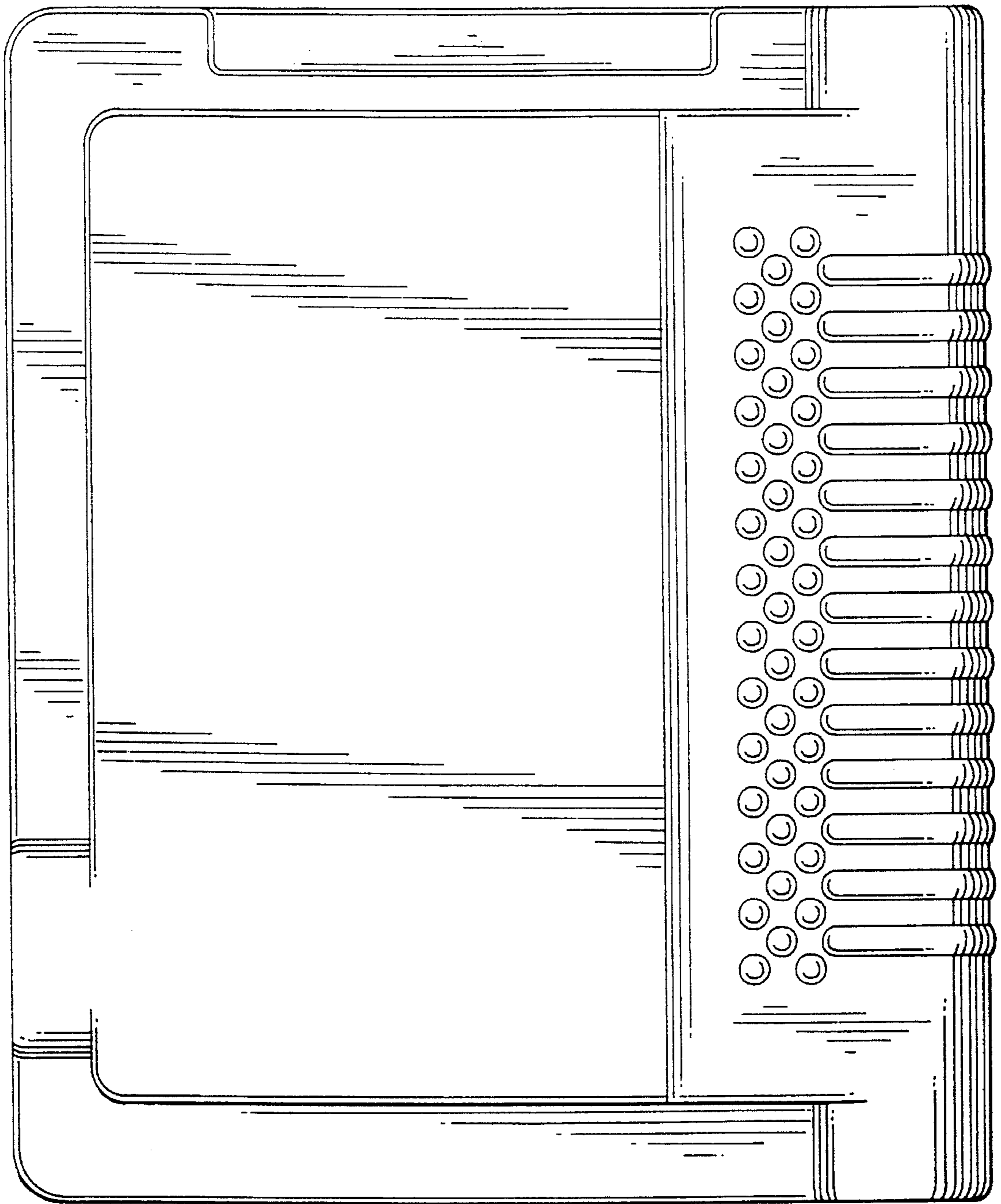


FIG. 3




FIG. 4

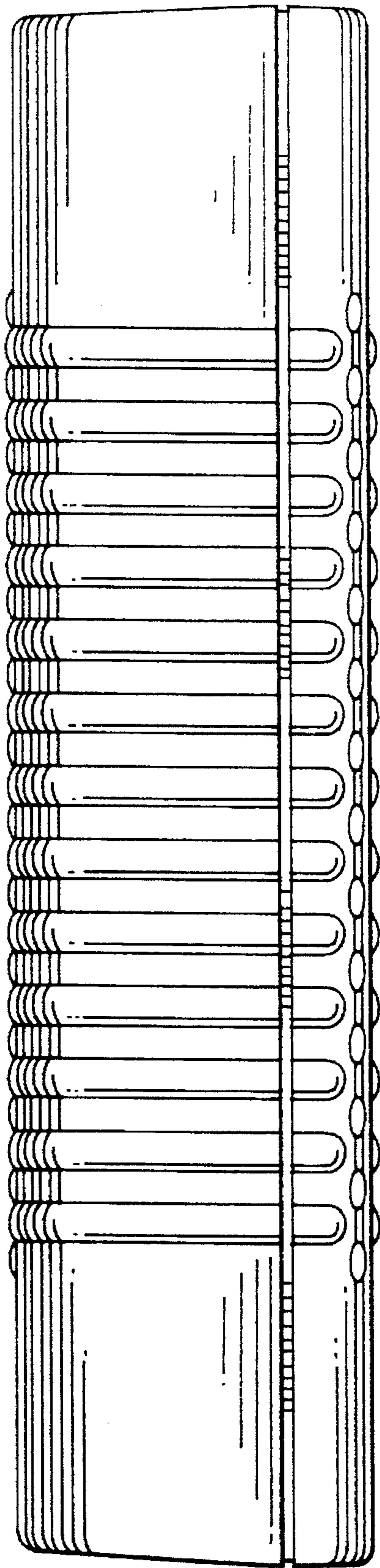


FIG. 5

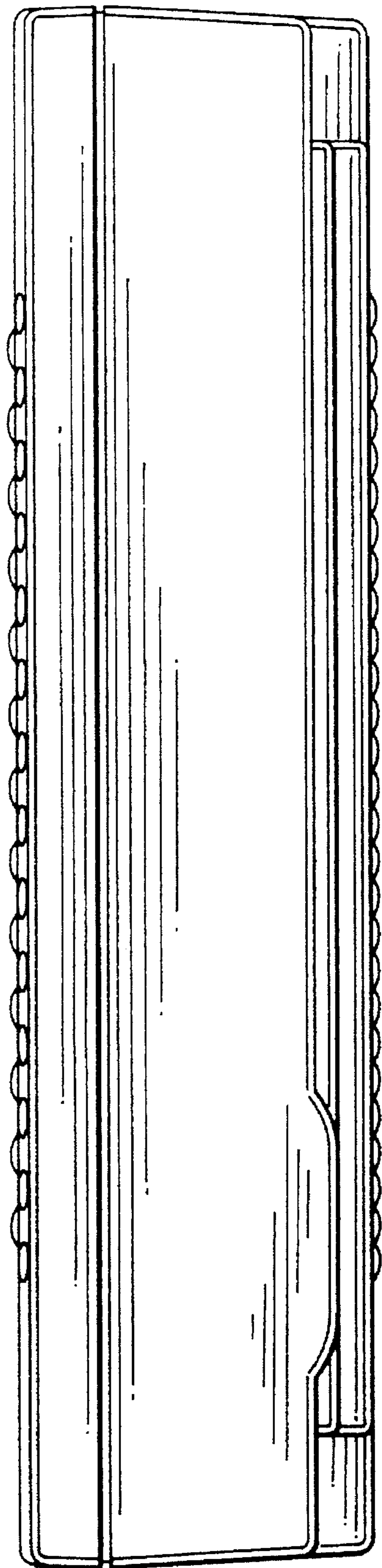


FIG. 6