



US00D365982S

# United States Patent [19]

Bologna et al.

[11] Patent Number: **Des. 365,982**

[45] Date of Patent: **\*\*Jan. 9, 1996**

[54] **HOLIDAY LIGHT HOLDER**

5,214,903 6/1993 Chen et al. .

[76] Inventors: **Patrick J. Bologna; Susan A. Schmidt**,  
both of 35 Park Ave. Apt. 3G, Suffern,  
N.Y. 10901

### FOREIGN PATENT DOCUMENTS

4352660 12/1992 Japan ..... 206/477  
8404737 12/1984 WIPO ..... 206/316.1

[\*\*] Term: **14 Years**

*Primary Examiner*—Terry A. Wallace  
*Assistant Examiner*—Nanda Bondade

[21] Appl. No.: **25,946**

### [57] CLAIM

[22] Filed: **Jul. 18, 1994**

The ornamental design for the holiday light holder, as shown  
and described.

[52] U.S. Cl. .... **D9/343**

[58] Field of Search ..... D9/343; 206/118-120,  
206/316.1, 388, 421, 422, 459.5, 477, 480,  
483

### DESCRIPTION

### [56] References Cited

#### U.S. PATENT DOCUMENTS

1,401,521	12/1921	Clauss .....	206/388 X
1,496,542	6/1924	Jersemann .....	206/480
3,360,123	12/1967	Oswalt, Jr. ....	206/421
4,917,323	4/1990	Wing .	
4,971,200	11/1990	Huang et al. .	
5,033,619	7/1991	Garis .	
5,064,067	11/1991	McAllister et al. .	
5,090,567	2/1992	Boutet .....	206/459.5 X

FIG. 1 is a front elevational view of the holiday light holder showing our new design, the broken line showing of the string of lights is for illustrative purposes only and forms no part of the claimed design;

FIG. 2 is a rear elevational view thereof;

FIG. 3 is a left side elevational view thereof;

FIG. 4 is a right side elevational view thereof;

FIG. 5 is a top plan view thereof; and,

FIG. 6 is a bottom plan view thereof.

**1 Claim, 3 Drawing Sheets**

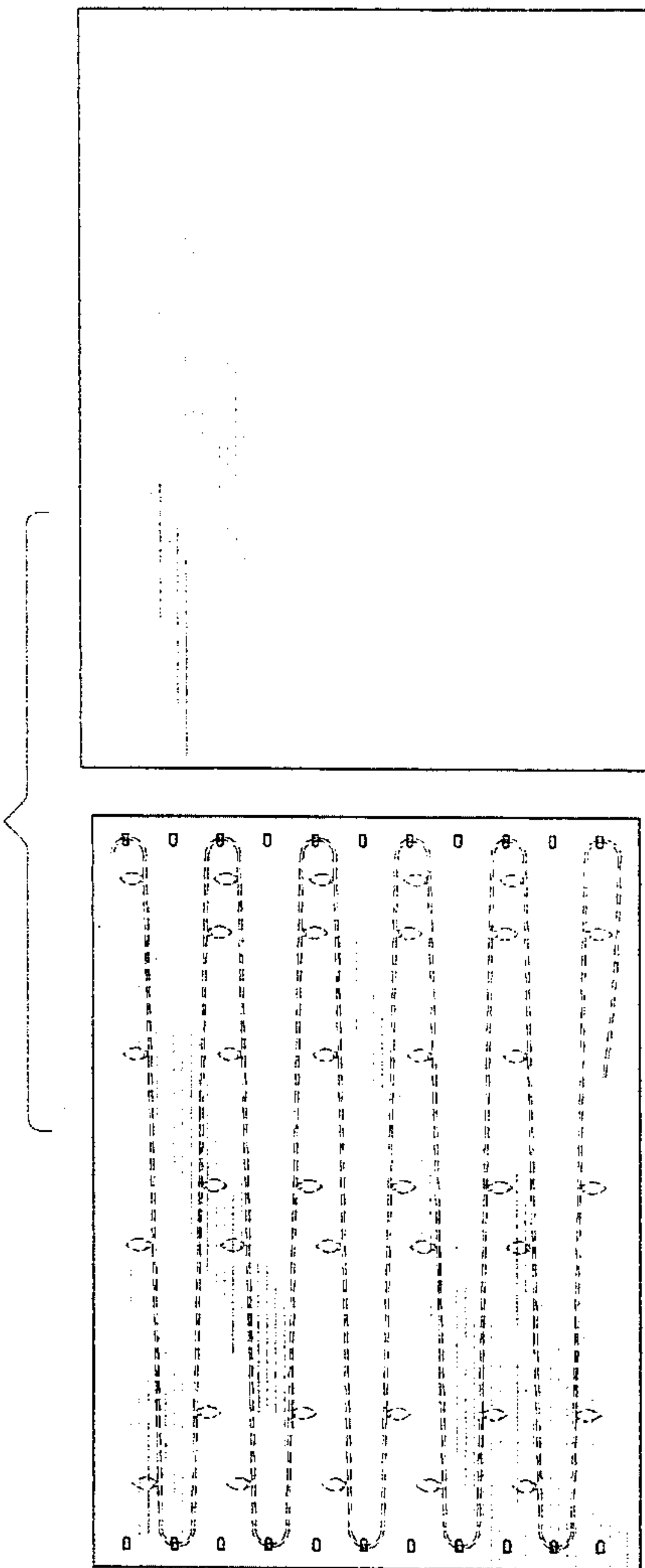


FIG. 1

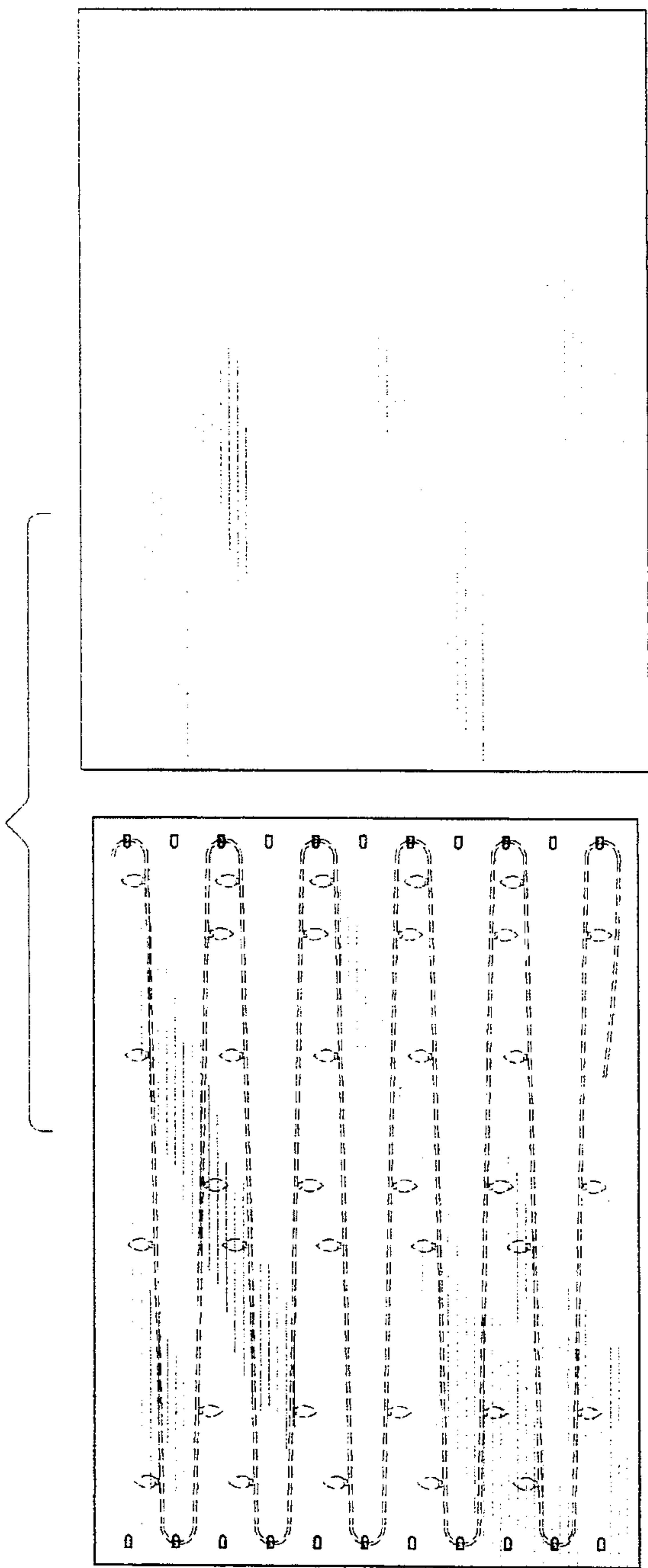


FIG. 2

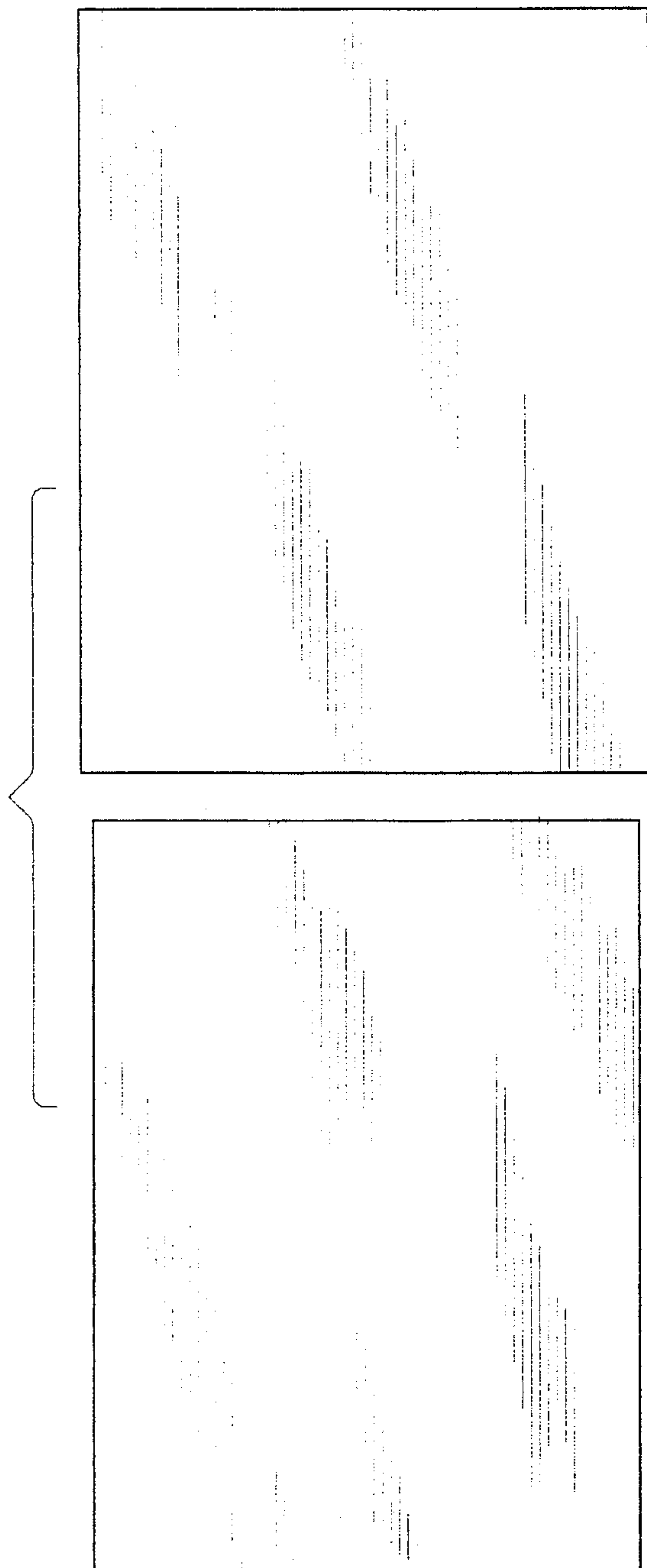


FIG. 3

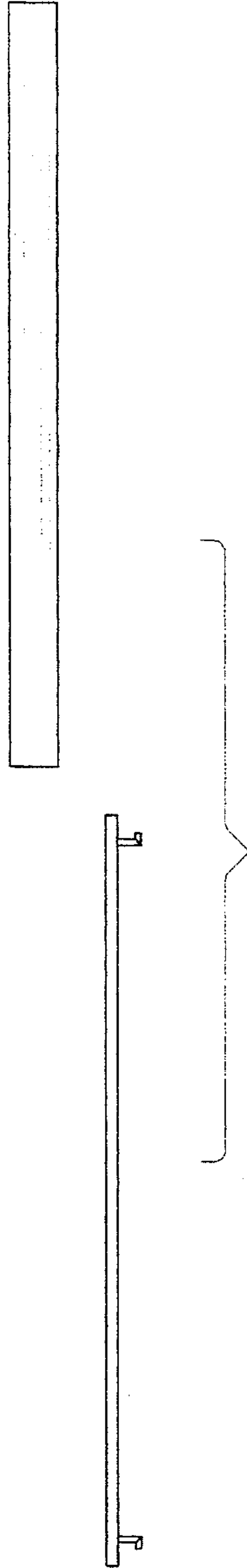


FIG. 4

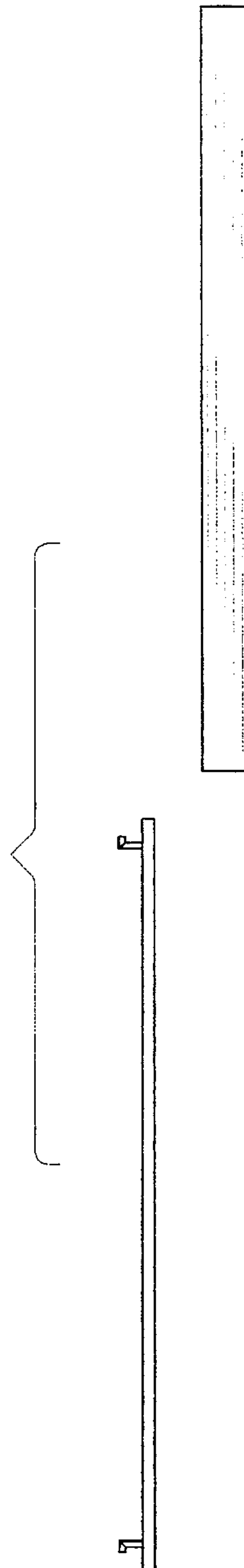


FIG. 5

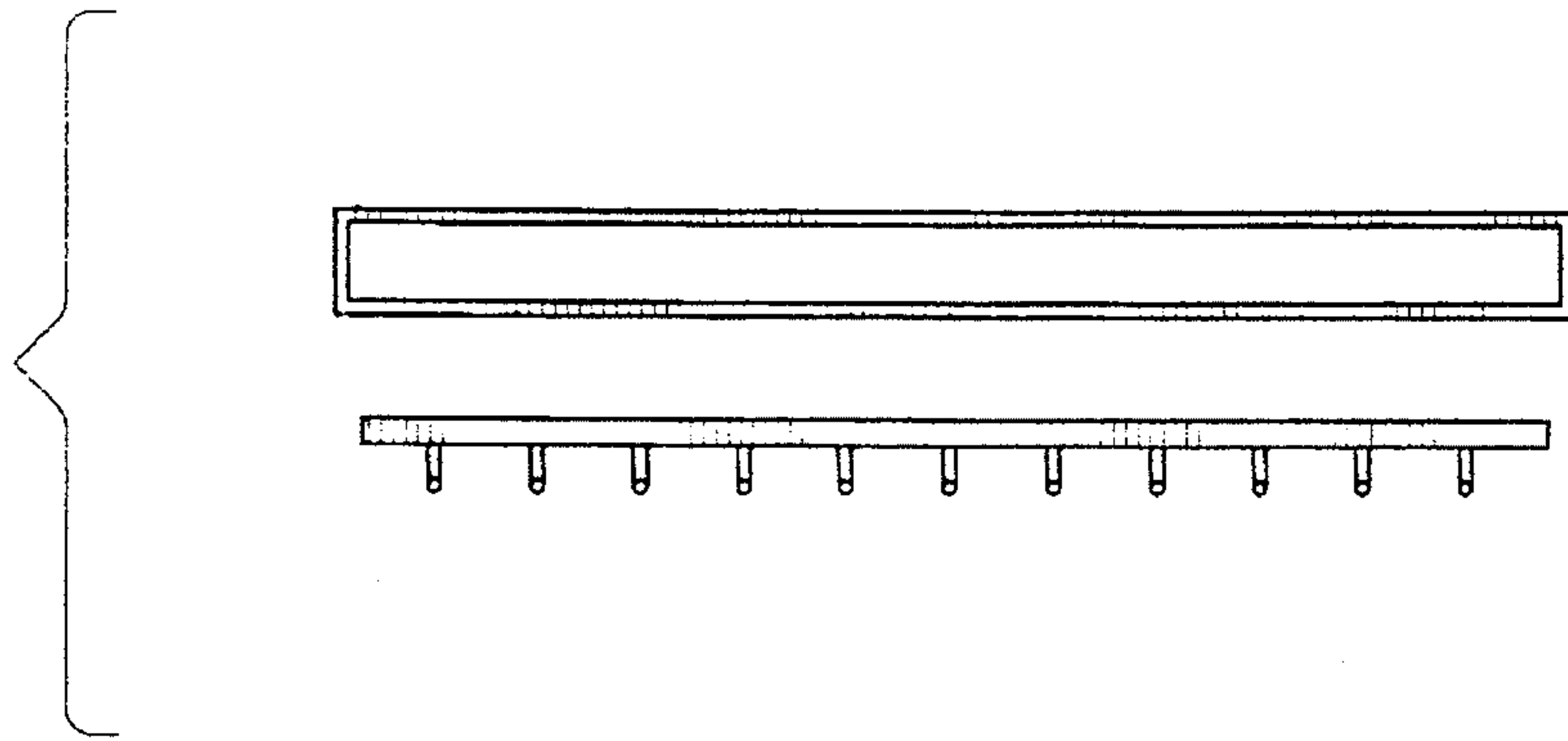


FIG. 6

