



US00D365968S

# United States Patent [19]

Smith

[11] Patent Number: **Des. 365,968**

[45] Date of Patent: **\*\*Jan. 9, 1996**

[54] **HOT DOG PLATE**

[76] Inventor: **Bette E. Smith**, 23681 Posey La., West Hills, Calif. 91304

[\*\*] Term: **14 Years**

[21] Appl. No.: **23,433**

[22] Filed: **May 24, 1994**

[52] U.S. Cl. .... **D7/555; D7/553**

[58] Field of Search ..... D7/507, 543, 546, D7/545, 547, 551, 549, 552, 553, 554, 555, 698, 564, 359, 360, 354, 643, 502, 556, 550, 501, 505, 590, 558; 220/573, 556, 574

[56] **References Cited**

**U.S. PATENT DOCUMENTS**

D. 55,218	5/1920	Torgeson	.....	D7/555
71,115	11/1867	Andrews	.....	D7/555 X
D. 83,595	3/1931	Boardman	.....	D7/556
D. 98,015	12/1935	Posey	.....	D7/505
D. 151,115	9/1948	Zipser	.....	D7/556

D. 339,030	9/1973	Bitel, Sr.	.....	D7/549
2,813,446	11/1957	Botnick	.....	D7/555 X
3,749,278	7/1973	Von Boch Galhau	.....	D7/505 X
3,773,212	11/1973	Sekuler	.....	D7/555 X
4,881,651	11/1989	Minoun et al.	.....	D7/501 X

*Primary Examiner*—Alan P. Douglas  
*Assistant Examiner*—M. N. Pandozzi  
*Attorney, Agent, or Firm*—Jack C. Munro

[57] **CLAIM**

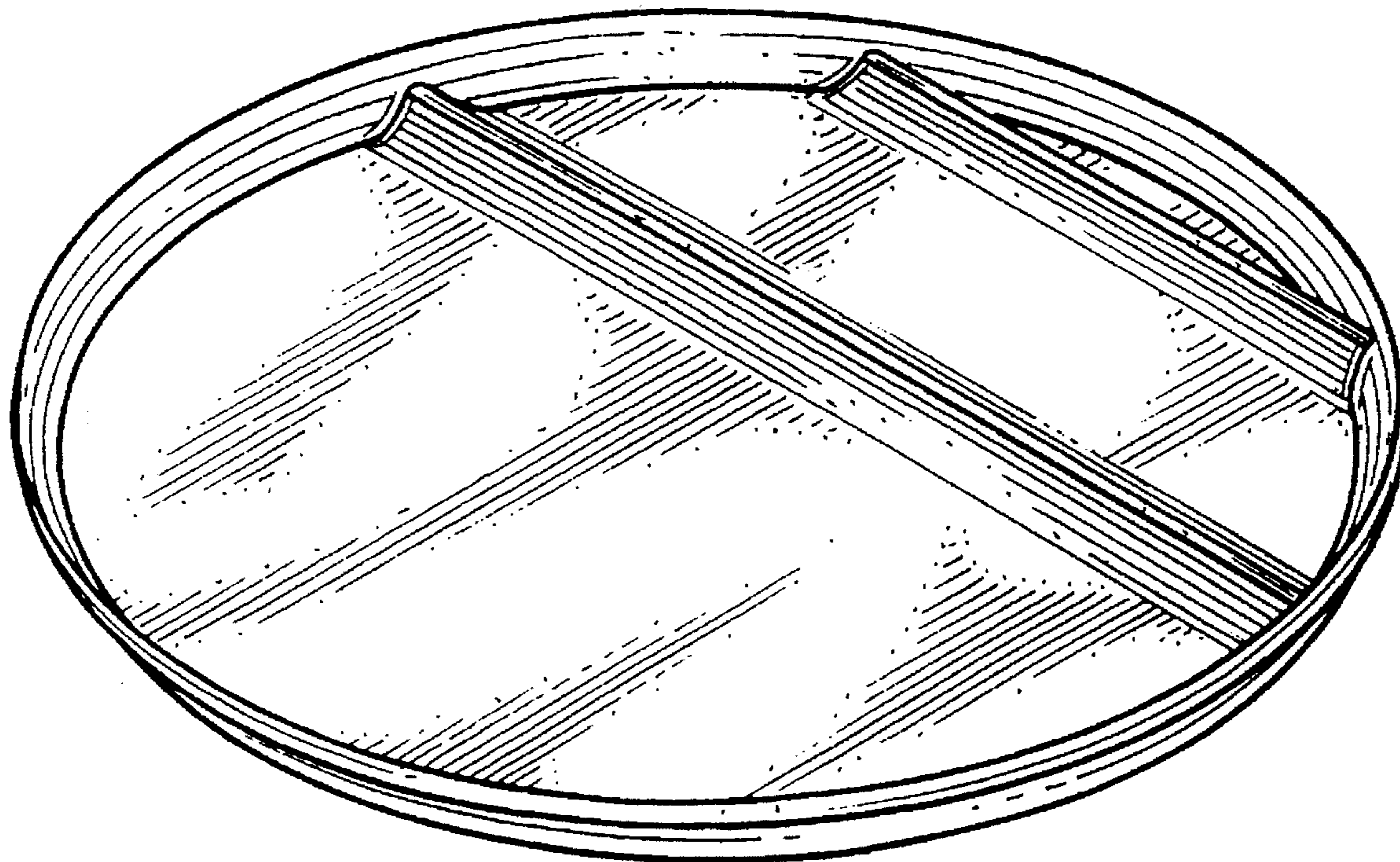
The ornamental design for hot dog plate, as shown and described.


**DESCRIPTION**

FIG. 1 is an isometric top view of the hot dog plate showing my new design;  
FIG. 2 is a side, edge view thereof;  
FIG. 3 is a top view thereof; and,  
FIG. 4 is a cross sectional view thereof taken along line 4—4 of FIG. 3.


The bottom plan view is plain and unornamented.

**1 Claim, 1 Drawing Sheet**

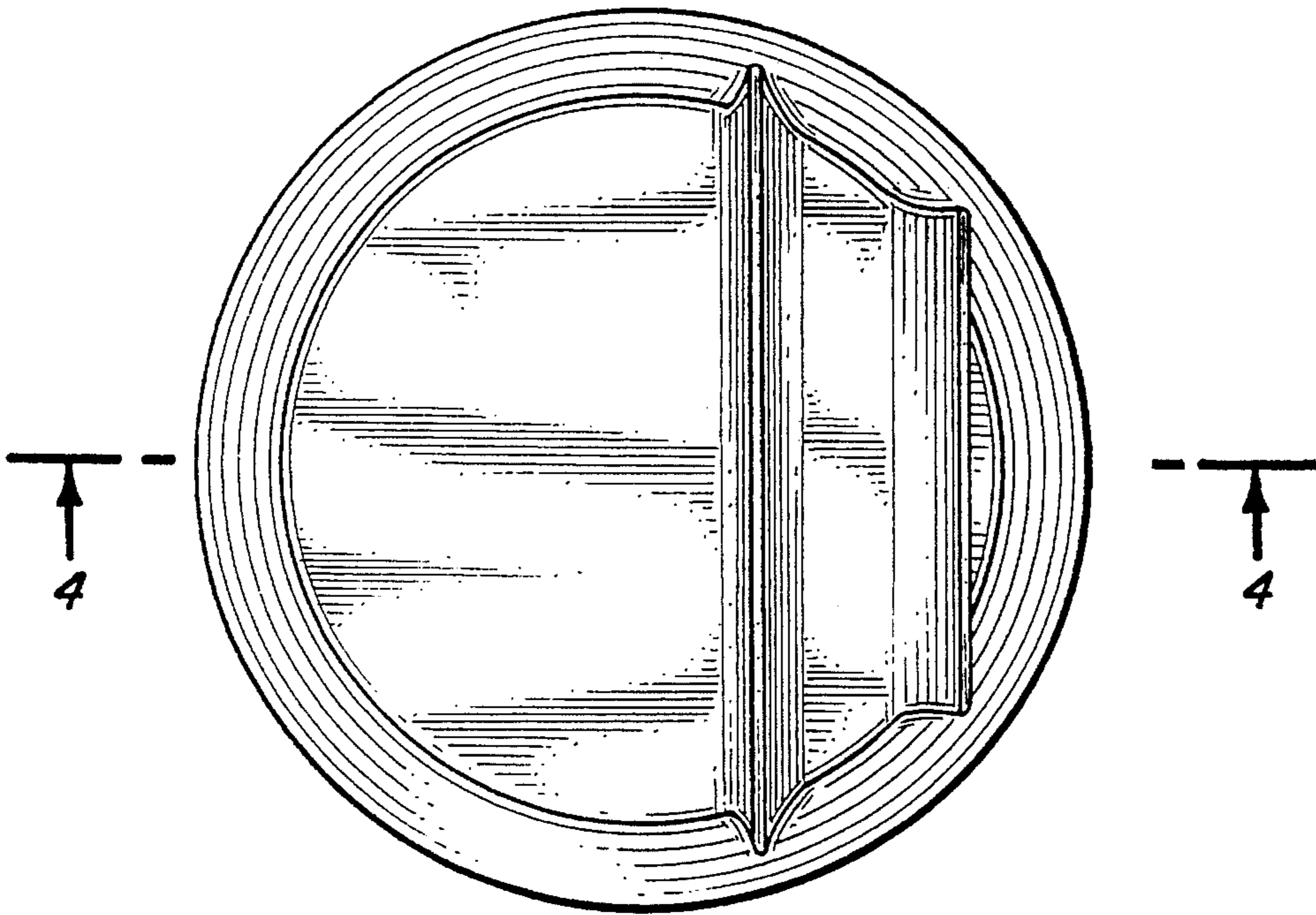





*Fig. 1.*



*Fig. 2.*



*Fig. 3.*



*Fig. 4.*