



US00D365965S

United States Patent [19]

[11] Patent Number: **Des. 365,965**

Yeh

[45] Date of Patent: ****Jan. 9, 1996**

[54] MUG

5,018,636 5/1991 Ross .
5,102,000 4/1992 Feltman, III .
5,217,141 6/1993 Ross .

[76] Inventor: **Frank Yeh**, 1019 N. Mayflower St.,
Anaheim, Calif. 92801

OTHER PUBLICATIONS

[**] Term: **14 Years**

Mariner Mug, Decorative Accessories Jun. 1984 Gifts 6.
Mug "L" Cable Advertisement Time Magazine Aug. 24,
1992.

[21] Appl. No.: **20,716**

[22] Filed: **Mar. 31, 1994**

Primary Examiner—Alan P. Douglas
Assistant Examiner—M. N. Pandozzi
Attorney, Agent, or Firm—Raymond Sun

[52] U.S. Cl. **D7/536**; D7/533

[58] Field of Search D7/507, 509, 510,
D7/511, 514, 515, 523, 532, 533, 534,
535, 536; 220/717, 740; 215/100 A

[57] CLAIM

[56] References Cited

The ornamental design for a mug, as shown and described.


U.S. PATENT DOCUMENTS

DESCRIPTION

D. 192,174	2/1962	Trombley	D7/536
D. 195,376	6/1963	Curtis	D7/536
D. 226,962	5/1973	Krock .	
D. 243,911	4/1977	Thorud	D7/536
D. 249,316	9/1978	Tyska et al. .	
D. 255,858	7/1980	Ashton	D7/536
D. 294,100	2/1988	Ross	D7/536 X
D. 330,484	10/1992	Ross .	
D. 333,067	2/1993	Feltman, III	D7/533 X
4,357,809	11/1982	Held et al.	D7/536 X

FIG. 1 is a perspective view of my mug;
FIG. 2 is a left side elevational view of the mug of FIG. 1;
FIG. 3 is a front elevational view of the mug of FIG. 1, the
rear elevational being symmetrical;
FIG. 4 is a right side elevational view of the mug of FIG. 1;
FIG. 5 is an top plan view of the mug of FIG. 1; and,
FIG. 6 is a bottom plan view of the mug of FIG. 1.

1 Claim, 2 Drawing Sheets






FIG. 1

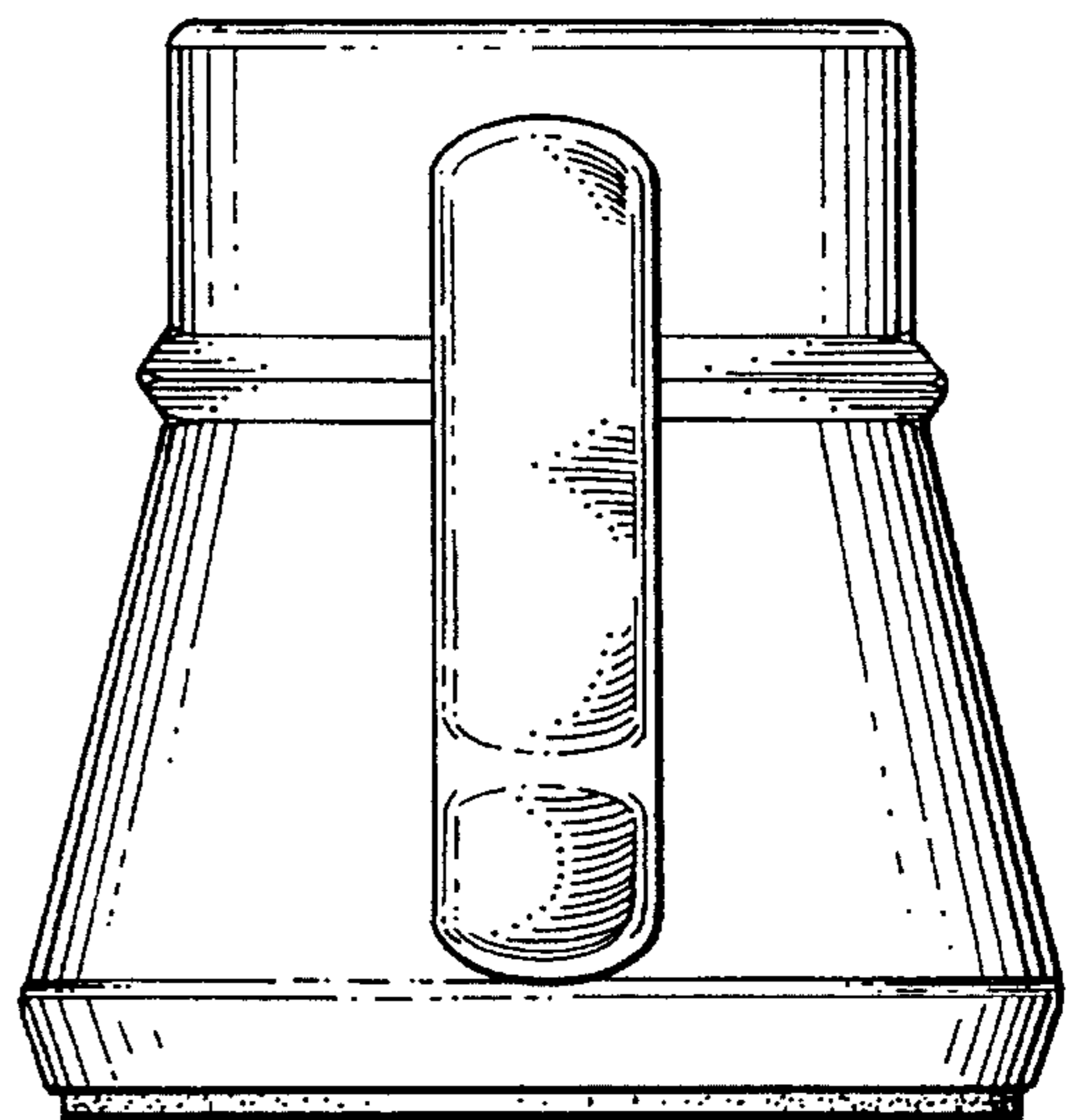


FIG. 2




FIG. 3

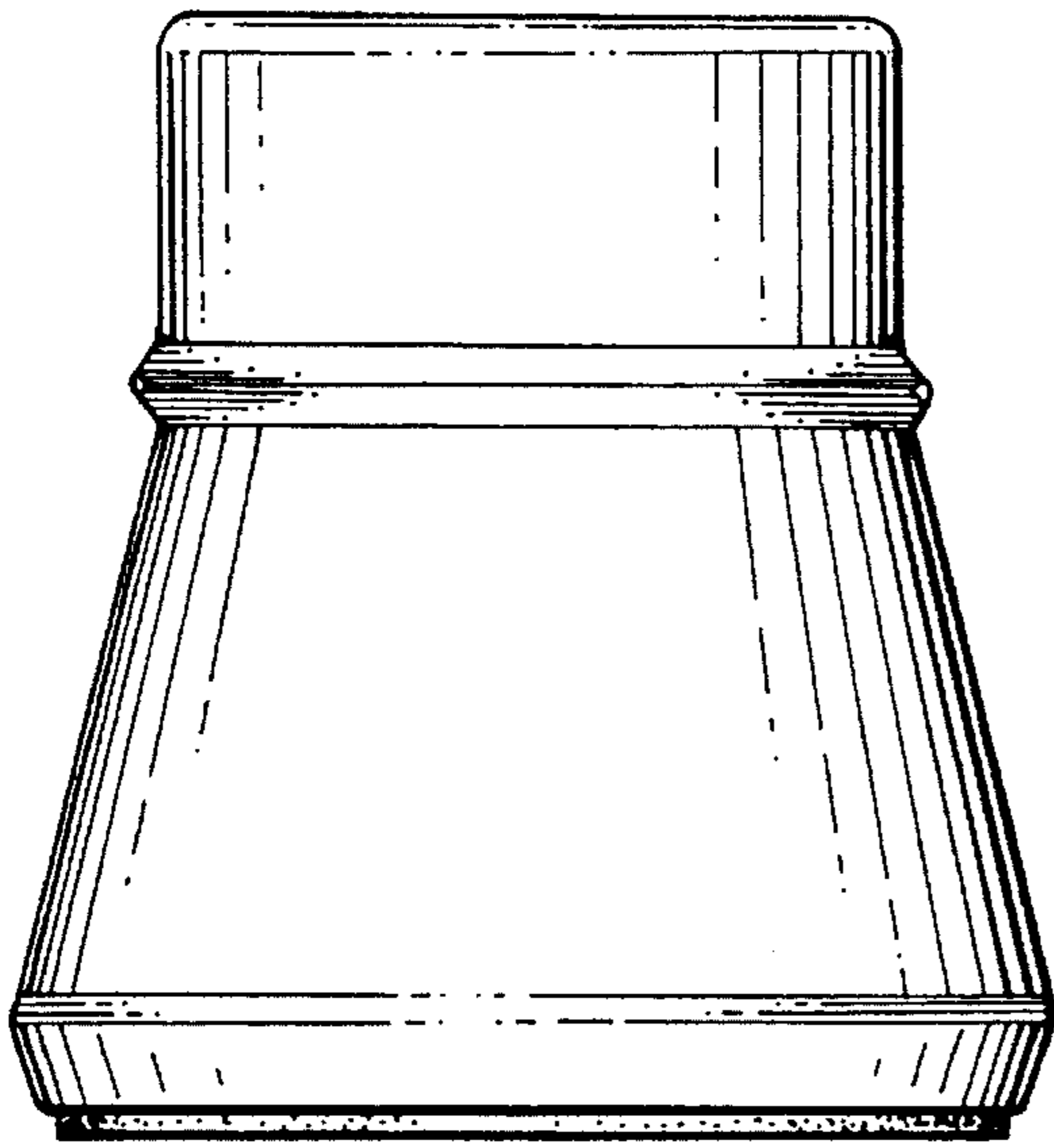


FIG. 4

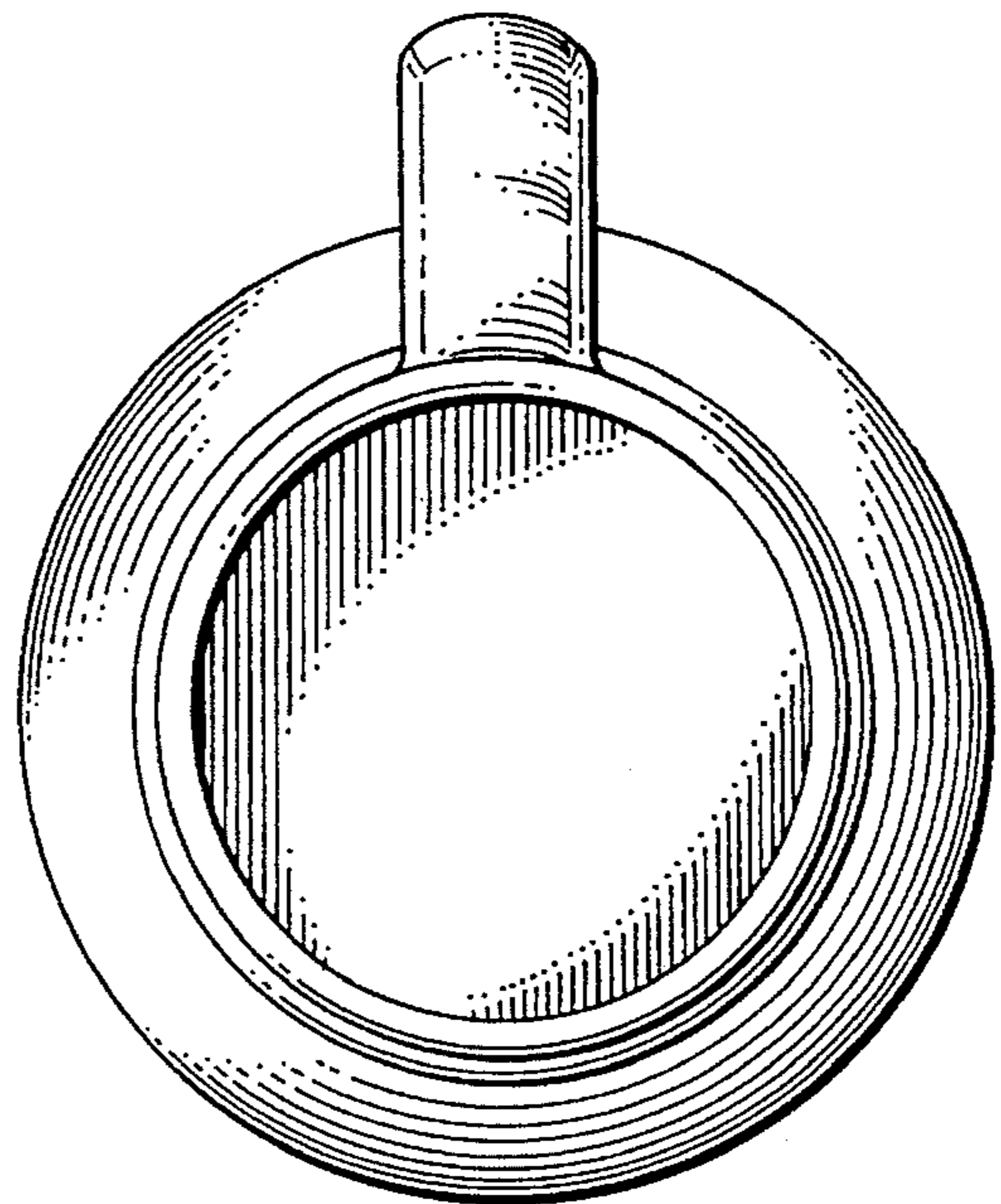


FIG. 5

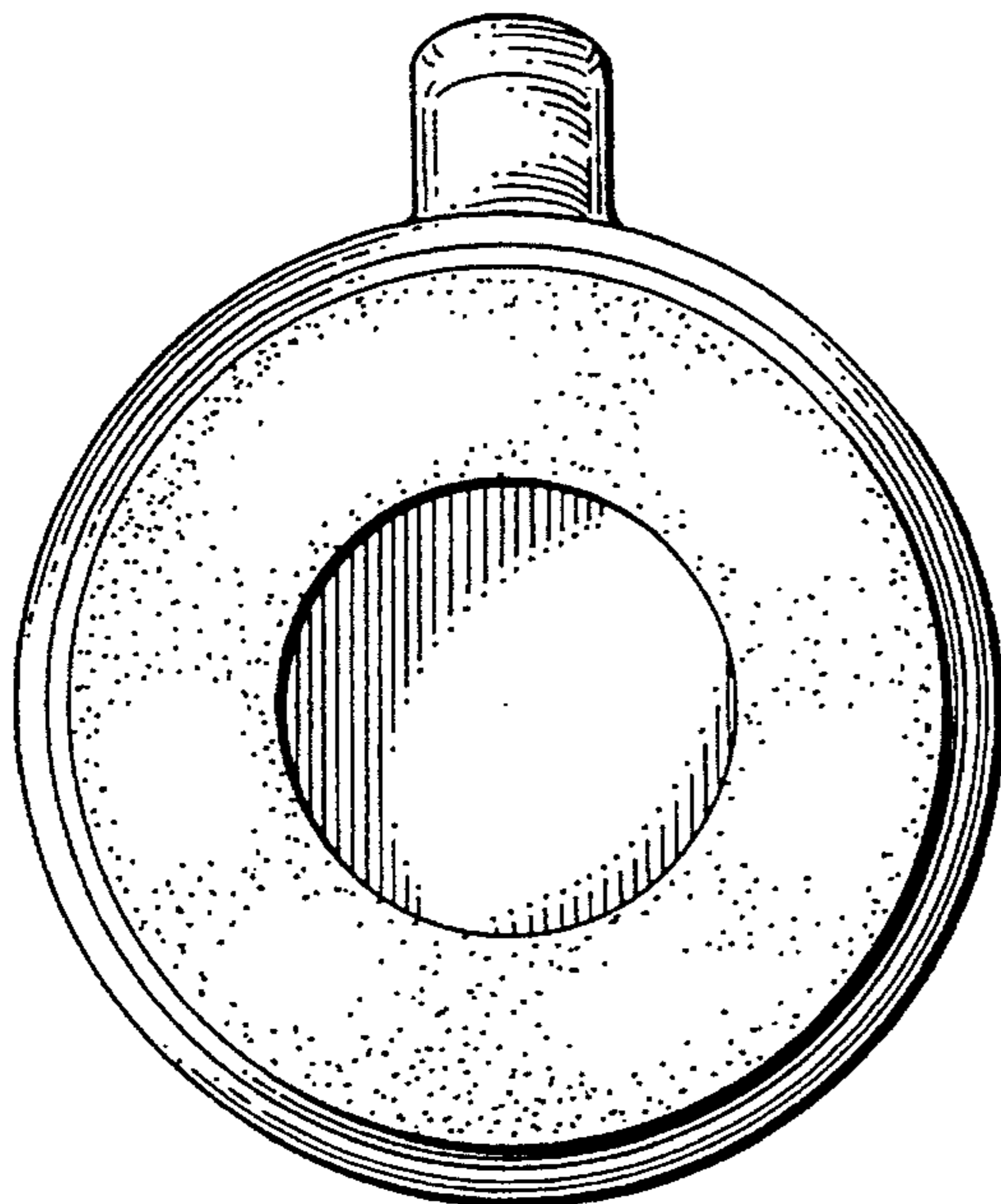


FIG. 6