



US00D365963S

**United States Patent** [19]  
**Feer**

[11] **Patent Number:** **Des. 365,963**

[45] **Date of Patent:** **\*\*Jan. 9, 1996**

[54] **PITCHER**

4,957,224 9/1990 Kessler et al. .... 222/465.1

[75] Inventor: **David L. Feer**, Andover, Mass.

*Primary Examiner*—Terry A. Wallace  
*Attorney, Agent, or Firm*—Darby & Darby

[73] Assignee: **Tucker Housewares**, Leominster, Mass.

[57] **CLAIM**

[\*\*] Term: **14 Years**

The ornamental design for a pitcher, as shown and described.

[21] Appl. No.: **28,795**

**DESCRIPTION**

[22] Filed: **Sep. 22, 1994**

[52] U.S. Cl. .... **D7/321; D7/319**

FIG. 1 is a perspective view of a pitcher showing my new design;

[58] **Field of Search** ..... D7/300, 312, 316,  
D7/317, 318, 319, 321, 322, 598; 220/254,  
337, 339, 412; 222/465.1, 556

FIG. 2 is a top plan view thereof;

FIG. 3 is a left side elevational view thereof, the right side elevational view being a mirror image of the left side view;

FIG. 4 is a front elevational view thereof;

FIG. 5 is a rear elevational view thereof; and,

FIG. 6 is a bottom plan view thereof.

[56] **References Cited**

**U.S. PATENT DOCUMENTS**

- D. 173,455 11/1954 Reinecke et al. .... D7/317
- D. 312,552 12/1990 Carlson ..... D7/319 X
- 3,081,010 3/1963 Tupper ..... D7/317 X

**1 Claim, 3 Drawing Sheets**




FIG. 1




FIG. 2

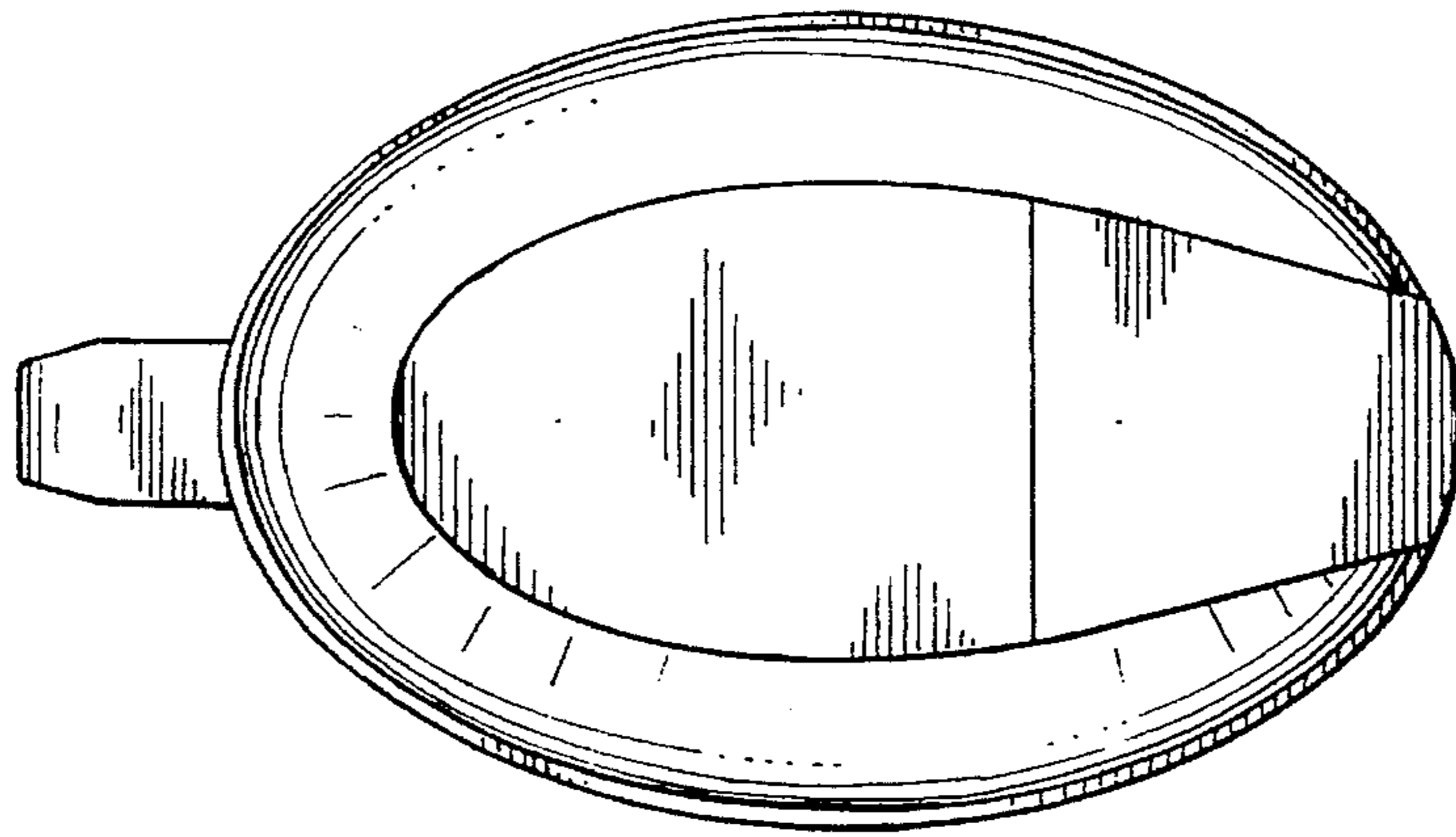


FIG. 3




FIG. 5

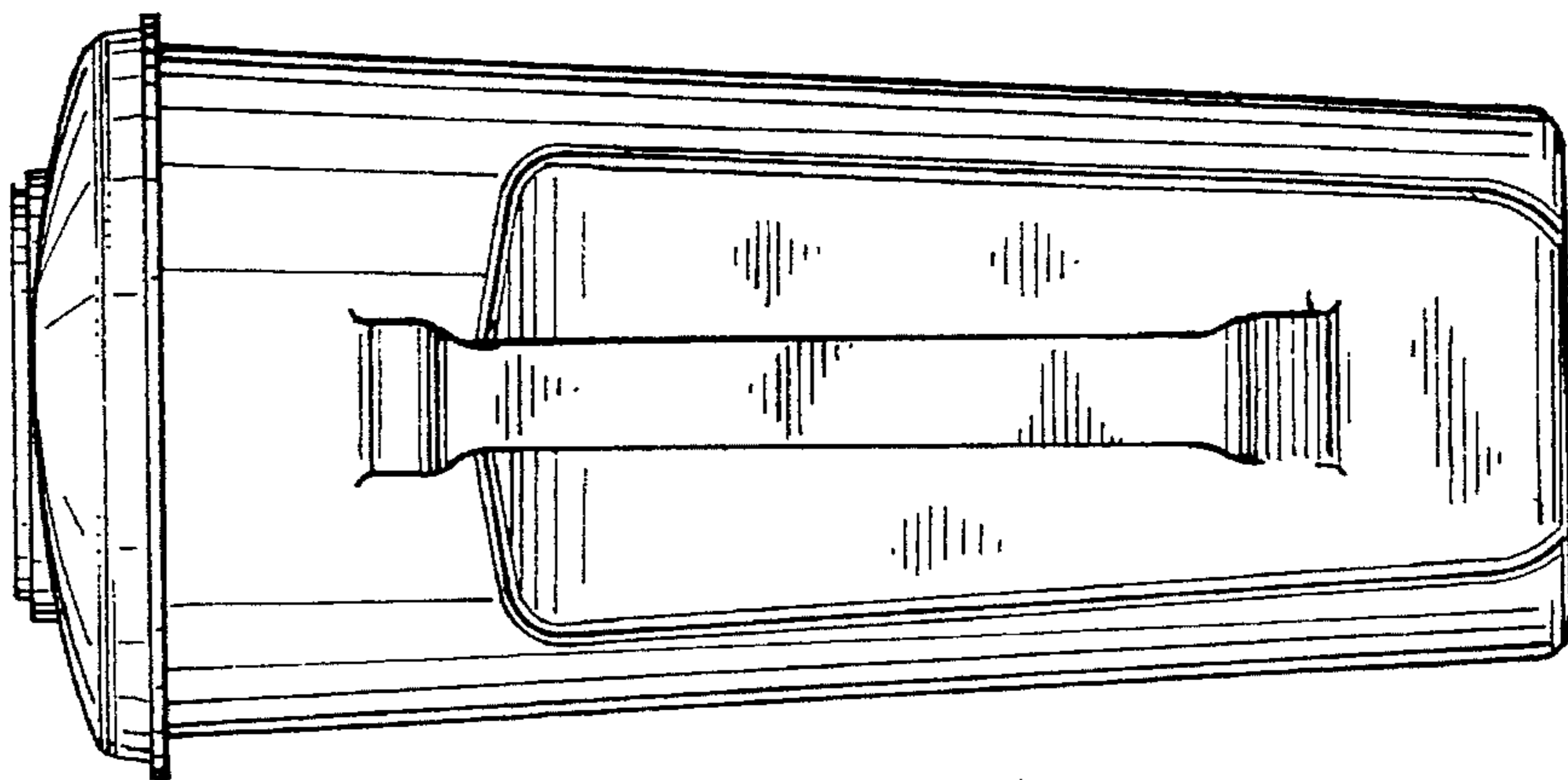


FIG. 4




FIG. 6

