



US00D365962S

United States Patent [19]

[11] Patent Number: **Des. 365,962**

Amundsen et al.

[45] Date of Patent: ****Jan. 9, 1996**

[54] **DISPENSER** 5,102,015 4/1992 Barnard et al. 222/135

[75] Inventors: **Neil T. Amundsen**, Milwaukee; **Scott Micoley**, Cedarburg, both of Wis.

[73] Assignee: **Gehl's Gurnsey Farms, Inc.**, Germantown, Wis.

[**] Term: **14 Years**

[21] Appl. No.: **19,903**

[22] Filed: **Mar. 14, 1994**

[52] U.S. Cl. **D7/311; D7/306; D7/589**

[58] Field of Search **D7/300, 304, 305, D7/306, 307, 308, 309, 310, 311, 313, 589, 590; 222/129.1, 129.2, 129.3, 129.4**

[56] **References Cited**

U.S. PATENT DOCUMENTS

D. 141,362	5/1945	Elkins	D7/311
D. 215,045	8/1969	Benjamin	D7/309 X
D. 220,303	3/1971	Gran	D7/311
D. 246,310	11/1977	Syverson et al.	D7/309
D. 251,564	4/1979	Mackrell	D7/311
D. 274,779	7/1984	Lalumiere	D7/311
D. 287,690	1/1987	Steinkamp	D7/309
D. 328,220	7/1992	Barnard et al.	D7/589
4,228,925	10/1980	Mendelovich	222/103
4,513,885	4/1985	Hogan	222/95
4,690,307	9/1987	Hogan	222/95
4,756,450	12/1988	Negaty-Hindi et al.	222/95
4,796,788	1/1989	Bond	222/94
5,069,364	12/1991	McGill	222/95

OTHER PUBLICATIONS

Liqui-Box Announces . . . Liqui Box Corporation (publication date unknown).
 Flurry Topping Food Dispensers; Bulletin XOWMDP001; Flurry International Inc.; 1990.
 Ultra Fast Drink Maker, *House Beautiful*, Apr. 1974, p. 38.
 Hot Product Dispenser Food Service Equipment & Supplies Specialist, Jan. 1988, p. 100.
 Remcor Dispenser (TJ-45), Restaurants & Institutions, Spring 1988.

Primary Examiner—Alan P. Douglas
Assistant Examiner—M. N. Pandozzi
Attorney, Agent, or Firm—Michael, Best & Friedrich

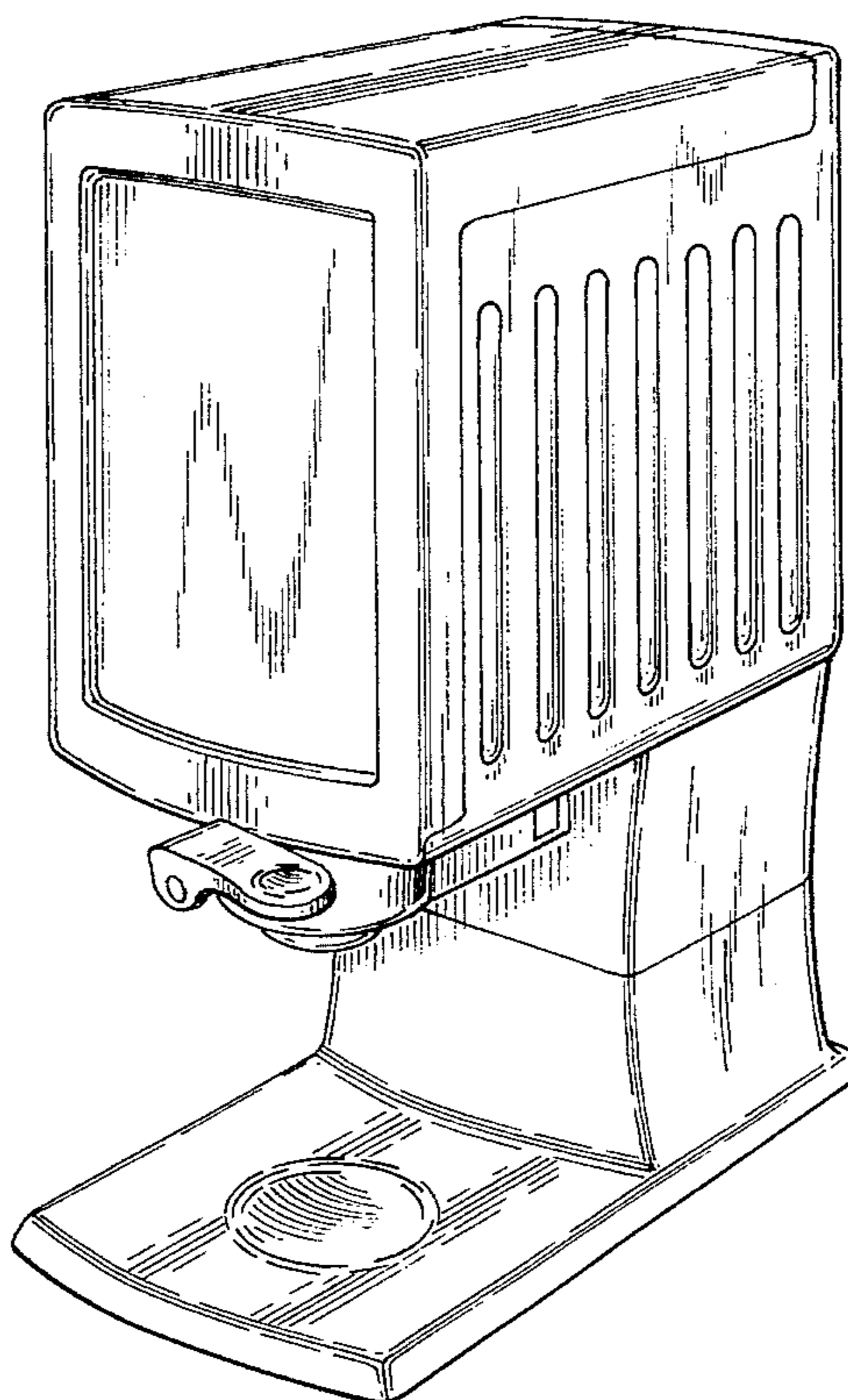
[57] CLAIM

The ornamental design for a dispenser, as shown and described.

DESCRIPTION

FIG. 1 is a front right perspective view of a dispenser showing our new design;
 FIG. 2 is a left side elevational view thereof;
 FIG. 3 is a front elevational view thereof;
 FIG. 4 is a right side elevational view thereof;
 FIG. 5 is a top plan view thereof;
 FIG. 6 is a rear elevational view thereof; and,
 FIG. 7 is a bottom plan view thereof.

1 Claim, 4 Drawing Sheets



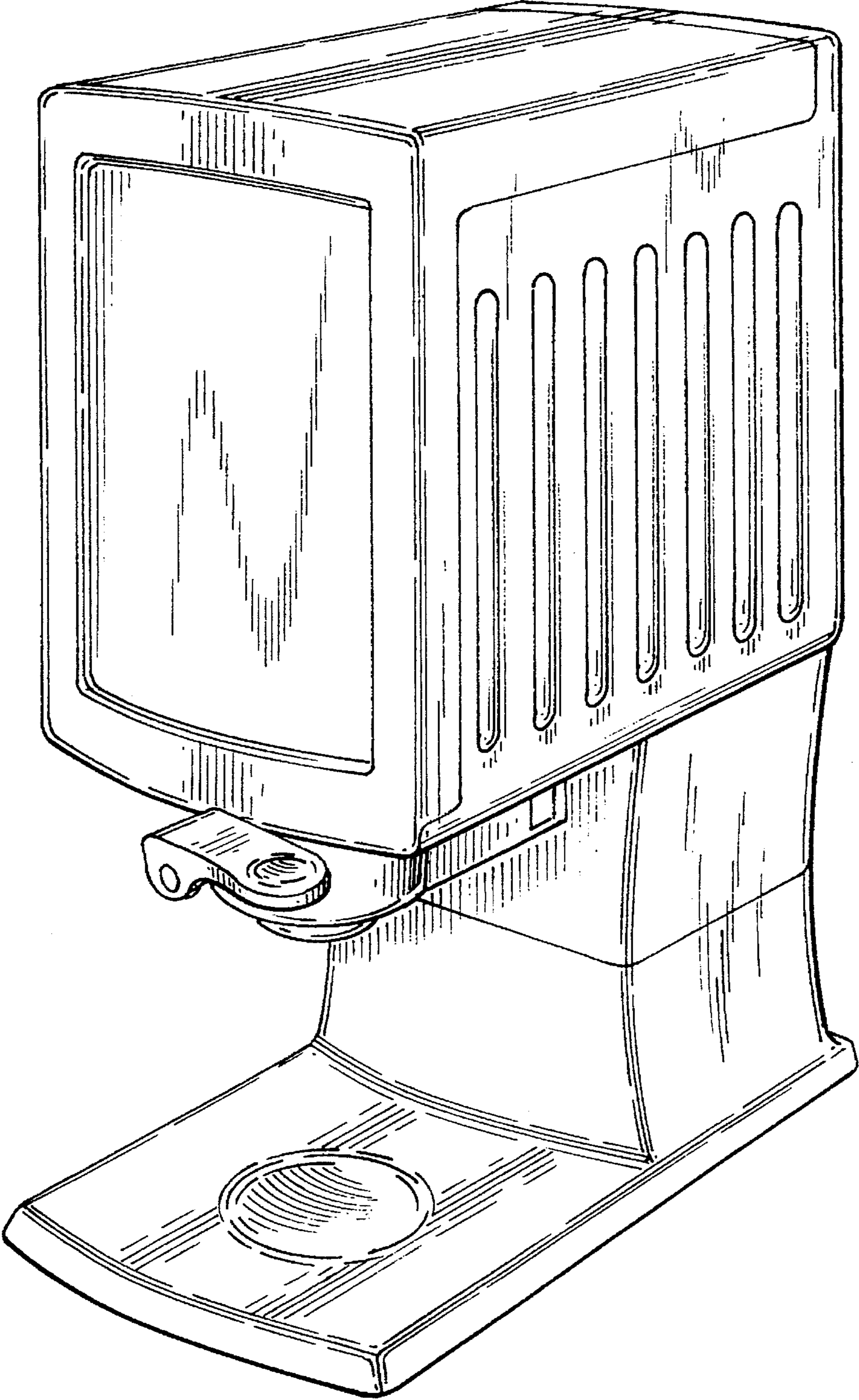
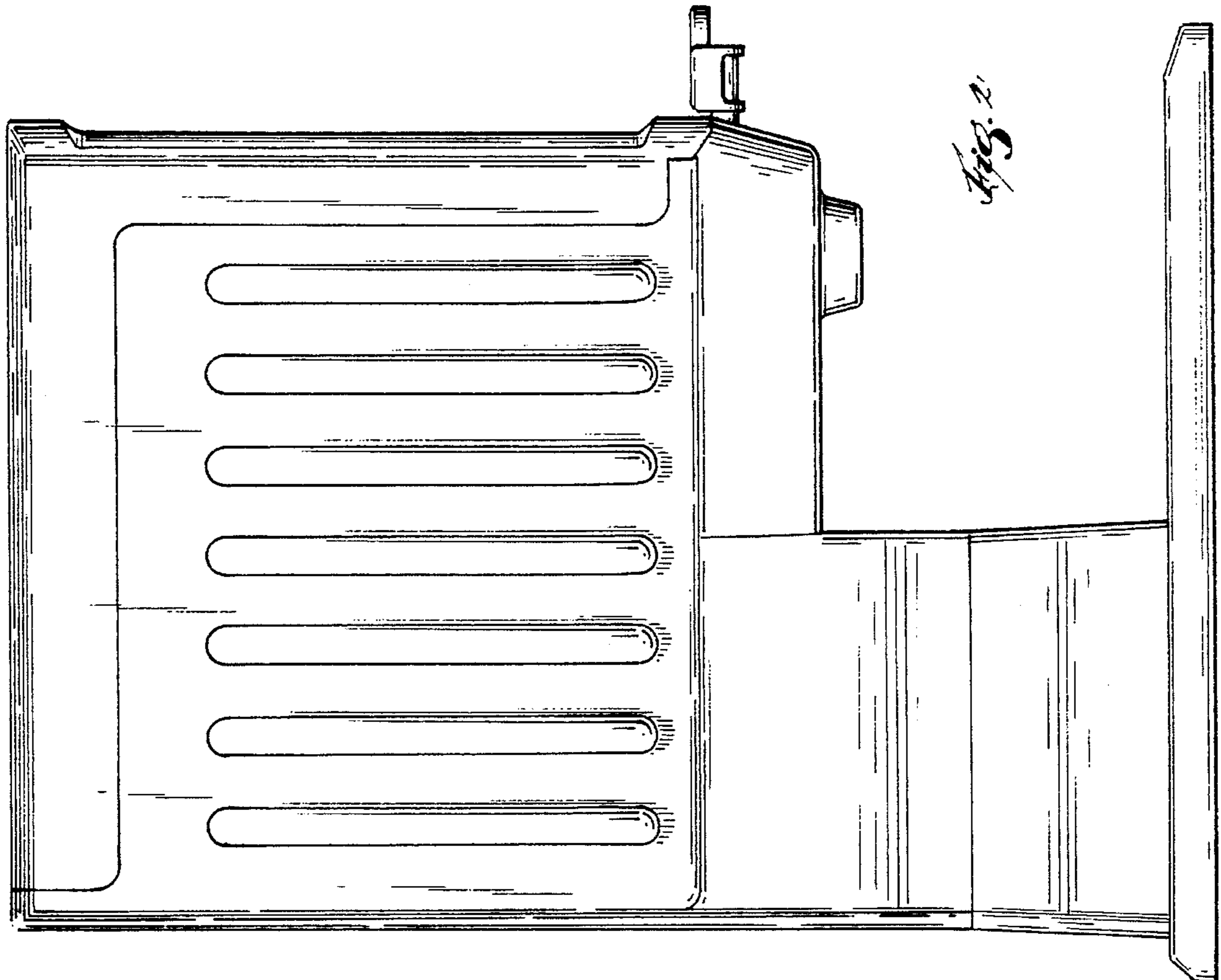
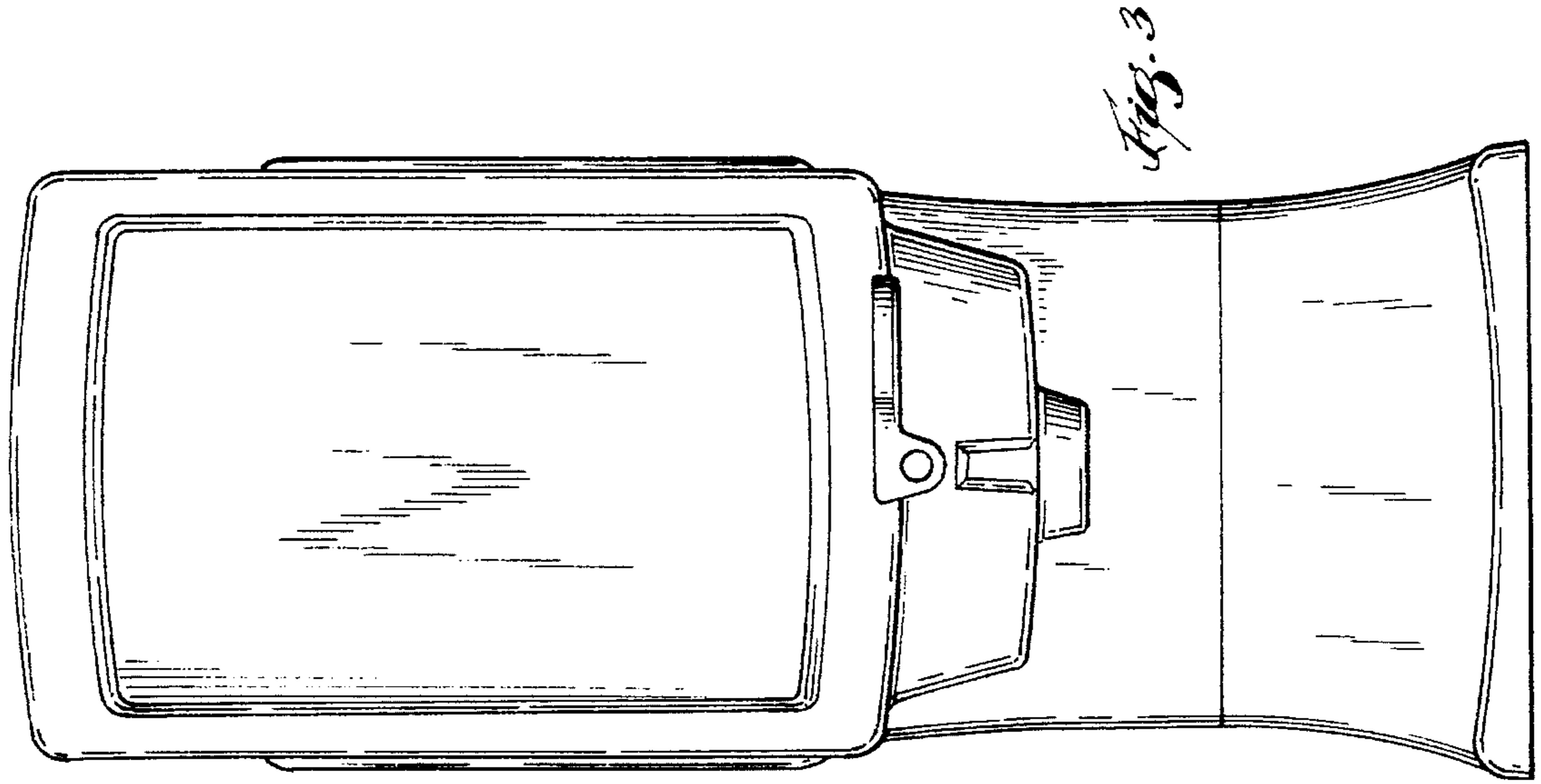


Fig. 1



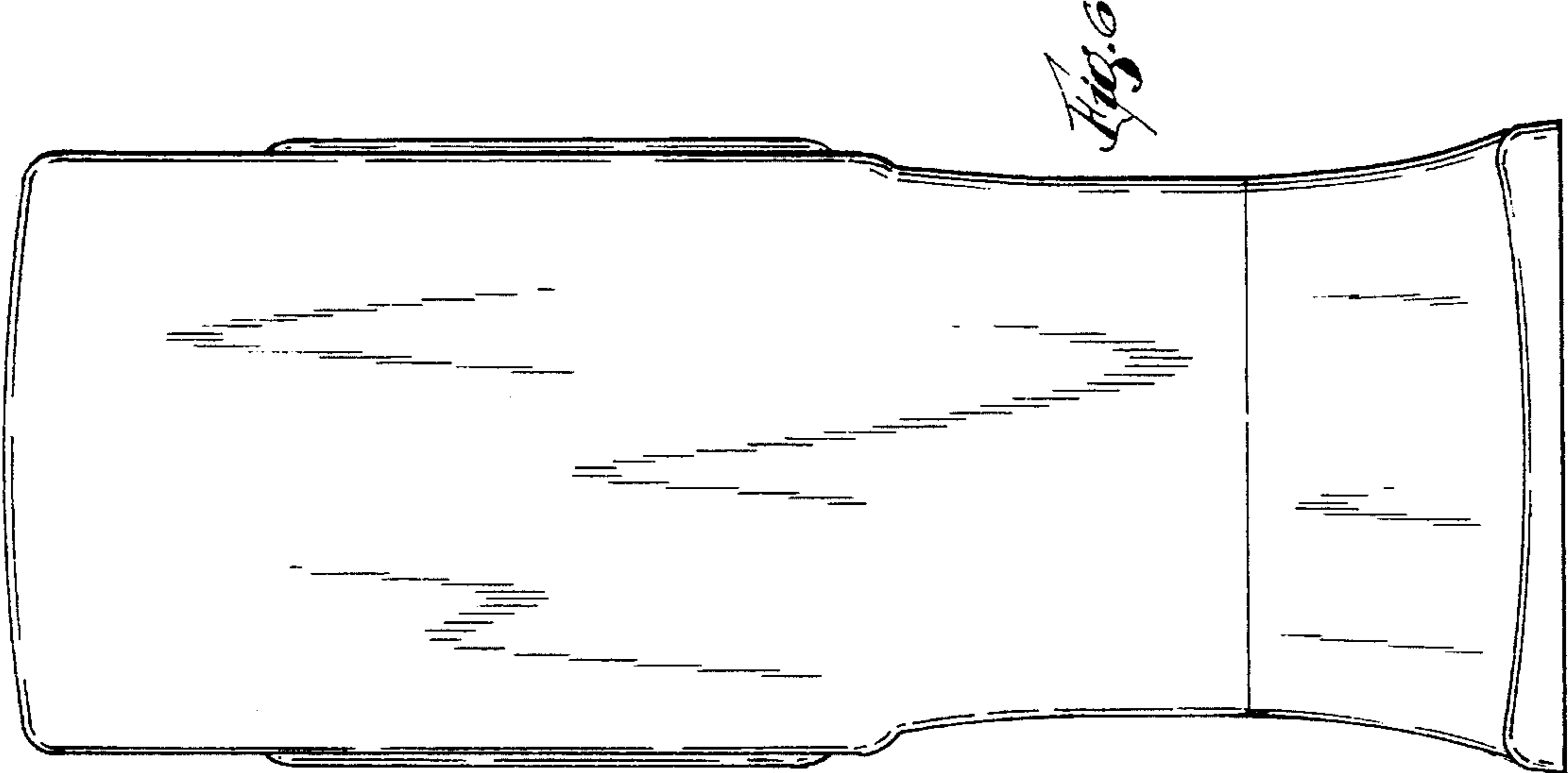
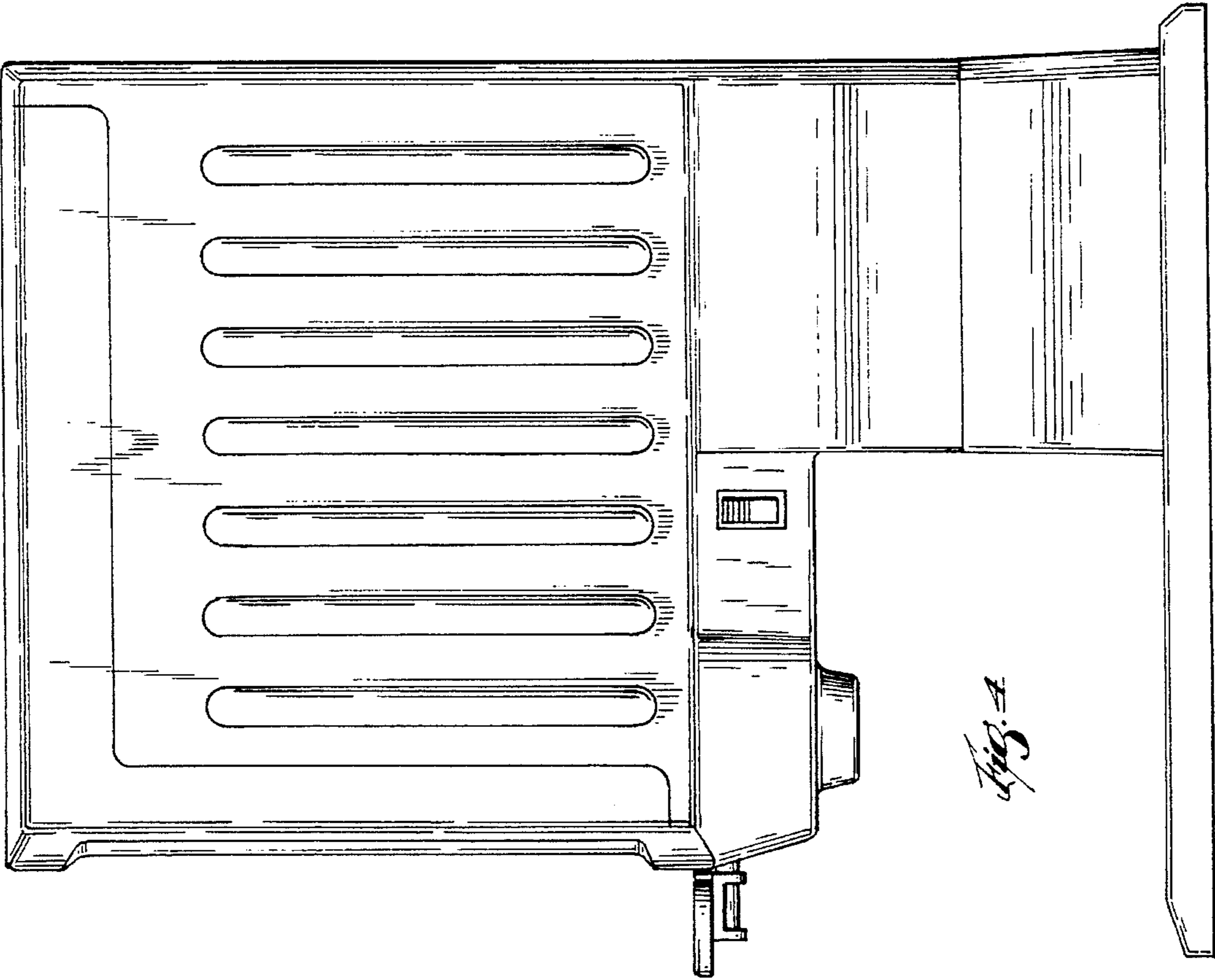


Fig. 4





Fig. 5