



US00D365956S

United States Patent [19]

[11] Patent Number: **Des. 365,956**

Bonaddio et al.

[45] Date of Patent: ****Jan. 9, 1996**

[54] **MATTRESS CUSHION**

[75] Inventors: **Vincenzo A. Bonaddio**, Rancho Santa Margarita; **Feyyaz O. Baskent**, Newport Beach, both of Calif.

[73] Assignee: **Foamex L.P.**, Linwood, Pa.

[**] Term: **14 Years**

[21] Appl. No.: **31,514**

[22] Filed: **Nov. 30, 1994**

[52] U.S. Cl. **D6/596**; D6/595

[58] Field of Search D6/595, 596, 601; 5/901, 448, 481, 900.5; 297/452.45, 452.47

[56] **References Cited**

U.S. PATENT DOCUMENTS

D. 337,913	8/1993	Rose	D6/596
D. 339,018	9/1993	Main	D6/596
2,105,997	1/1938	Church	5/481
4,768,251	9/1988	Baskent	5/901
5,136,740	8/1992	Kraft	5/901

Primary Examiner—Lisa P. Lichtenstein
Attorney, Agent, or Firm—Natan Epstein

[57] **CLAIM**

The ornamental design for a mattress cushion, as shown and described.

DESCRIPTION

FIG. 1 is a top plan view of a mattress cushion, showing our

new design;

FIG. 2 is an elevational view of the right hand side thereof, the opposite left hand side being substantially identical;

FIG. 3 is an elevational view of the top side thereof;

FIG. 4 is an elevational view of the bottom side thereof;

FIG. 5 is an enlarged fragmentary top side perspective view taken in the area designated by numeral 5 in FIG. 1;

FIG. 6 is an enlarged fragmentary view in side elevation taken in the area designated by numeral 5 in FIG. 1;

FIG. 7 is an enlarged fragmentary top side perspective taken in the area designated by numeral 7 in FIG. 1;

FIG. 8 is an enlarged fragmentary view in side elevation taken in the area designated by numeral 7 in FIG. 1;

FIG. 9 is an enlarged fragmentary top side perspective view taken in the area designated by numeral 9 in FIG. 1; and,

FIG. 10 is an enlarged fragmentary view in side elevation taken in the area designated by numeral 9 in FIG. 1.

The bottom of the mattress cushion opposite the side shown in FIG. 1, is flat and unornamented.

1 Claim, 4 Drawing Sheets




FIG. 1




FIG. 2



FIG. 3



FIG. 4



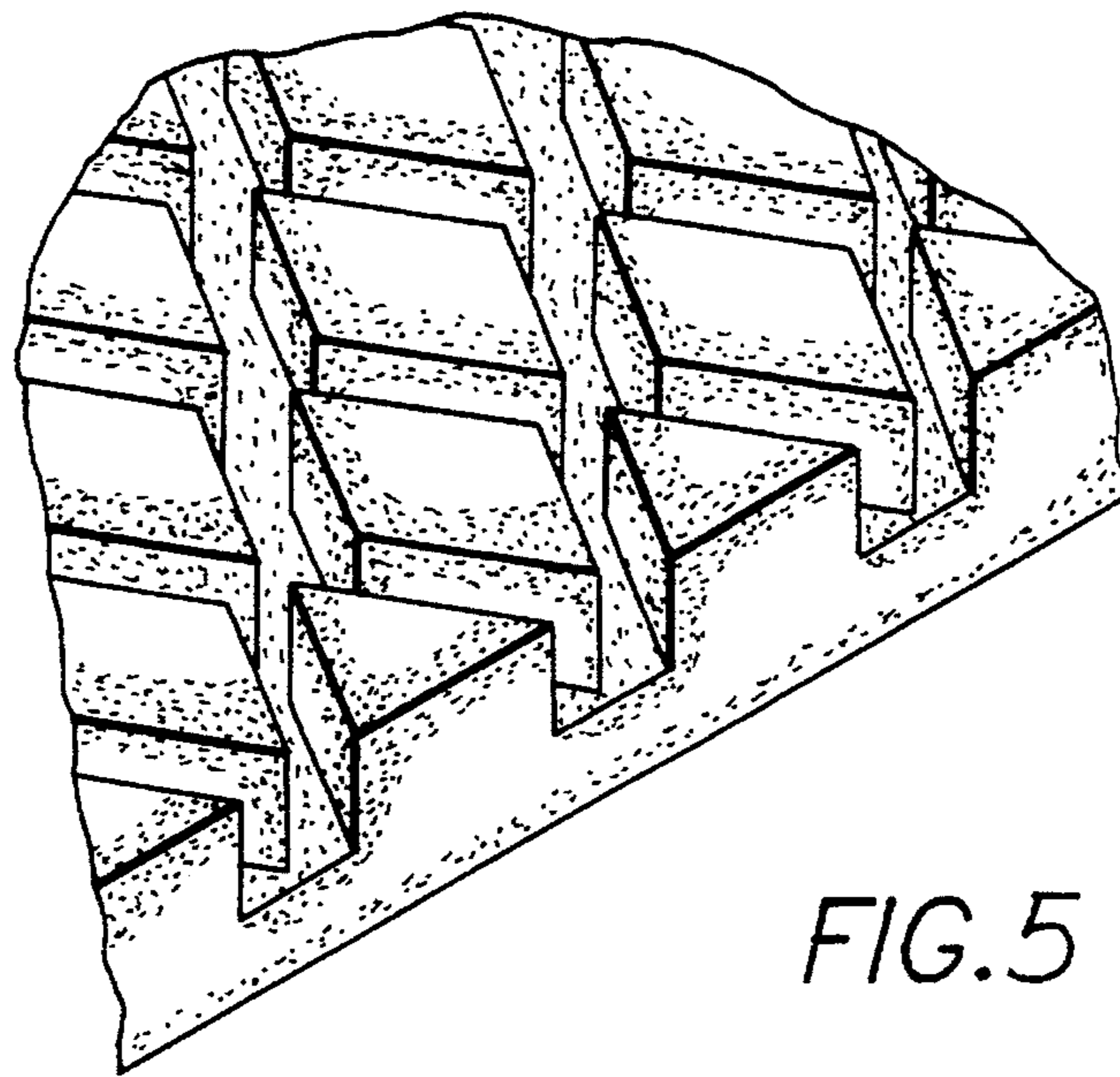


FIG. 5




FIG. 6

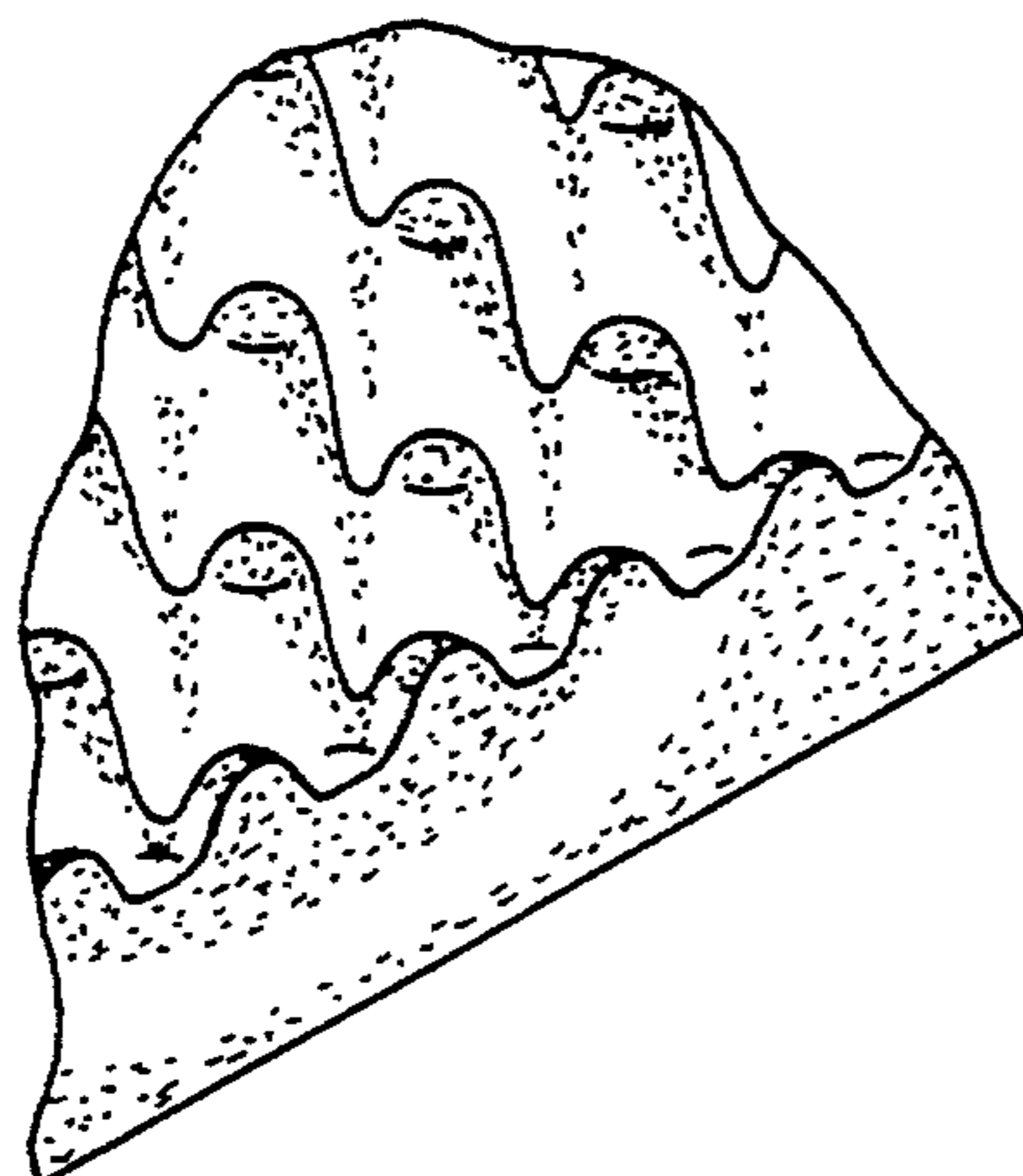


FIG. 7

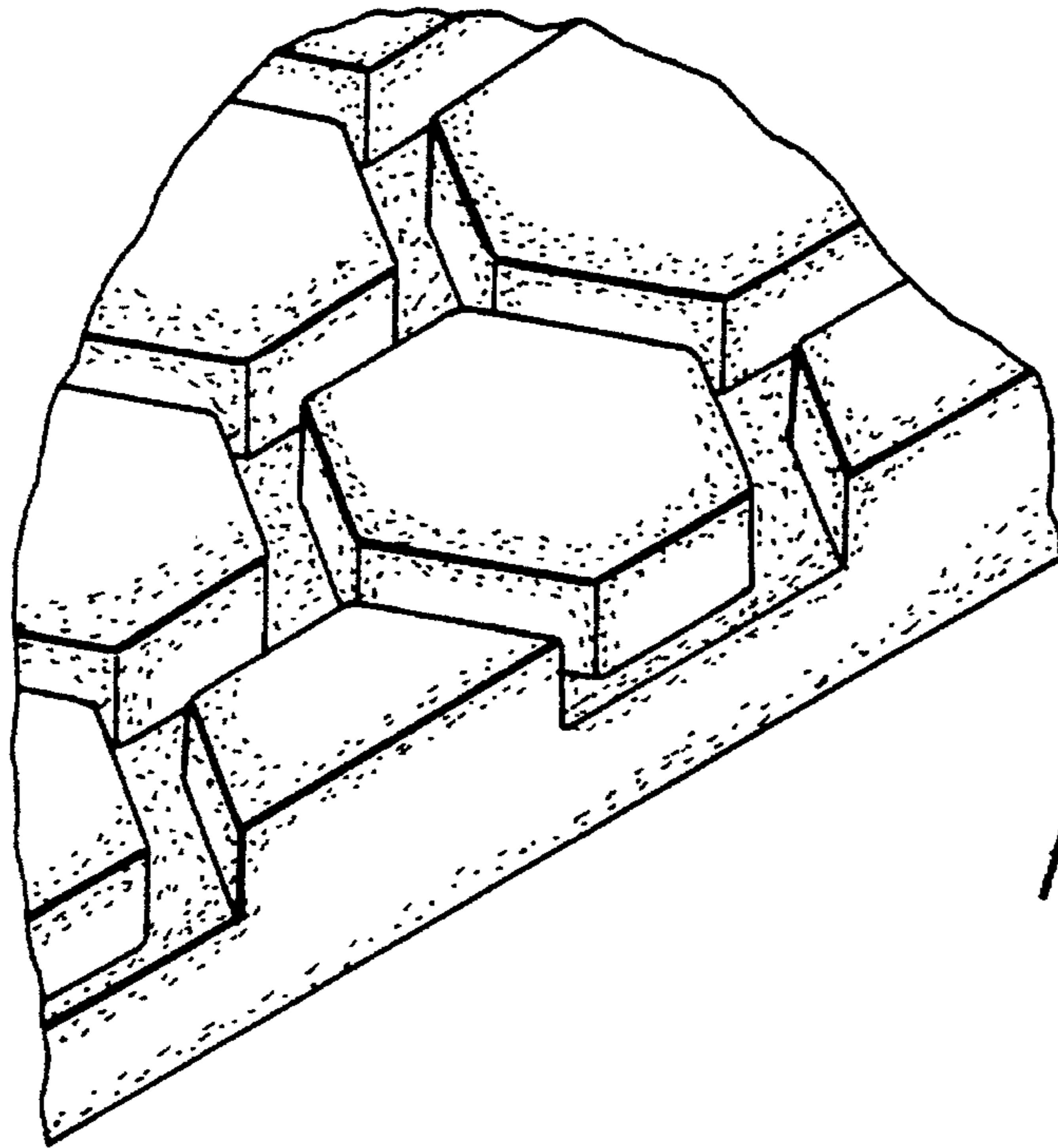


FIG. 9

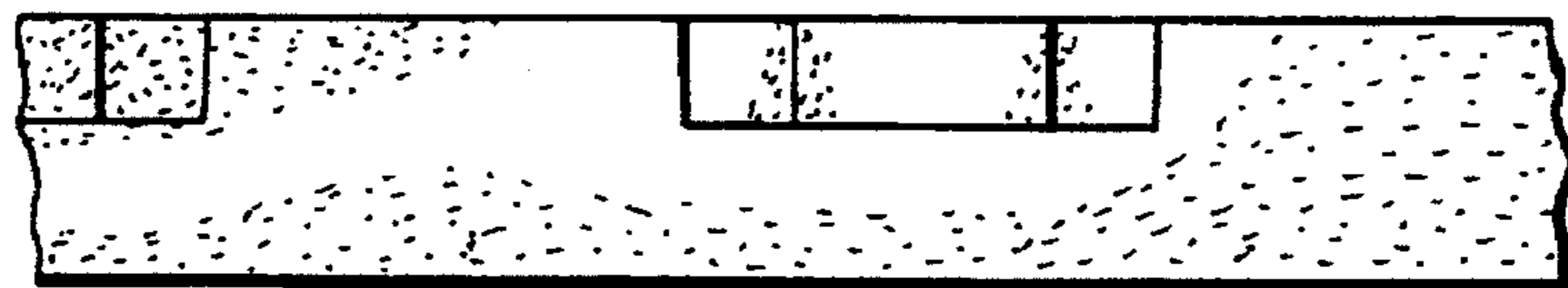


FIG. 10




FIG. 8