



US00D365954S

United States Patent [19]
Milroy

[11] **Patent Number: Des. 365,954**
[45] **Date of Patent: **Jan. 9, 1996**

[54] **LETTER HOLDER RACK**

955,734 4/1910 Wolkerstorfer D6/570 X

[75] Inventor: **Craig Milroy**, Palo Alto, Calif.

Primary Examiner—Brian N. Vinson
Attorney, Agent, or Firm—Saidman DesignLaw Group

[73] Assignee: **Design Ideas, Ltd.**, Springfield, Ill.

[57] **CLAIM**

[**] Term: **14 Years**

The ornamental design for a letter holder rack, as shown and described.

[21] Appl. No.: **17,183**

DESCRIPTION

[22] Filed: **Jan. 6, 1994**

[52] U.S. Cl. **D6/566**; D6/570

FIG. 1 is a perspective view of a letter holder rack showing my new design;

[58] **Field of Search** D6/513-514, 553,
D6/567, 566, 569-570; D19/75, 86, 90-91;
211/10-13, 44, 86-88, 90, 134, 181

FIG. 2 is a front view in elevation thereof;

FIG. 3 is a rear view in elevation thereof;

FIG. 4 is a right side view thereof;

FIG. 5 is a left side view thereof;

FIG. 6 is a top view thereof; and,


FIG. 7 is a bottom view thereof.

[56] **References Cited**

U.S. PATENT DOCUMENTS

- D. 285,186 8/1986 Chap D6/570
- D. 333,489 2/1993 Stern et al. D19/90
- D. 349,131 7/1994 Nystrom et al. D19/90

1 Claim, 4 Drawing Sheets






FIG. 1

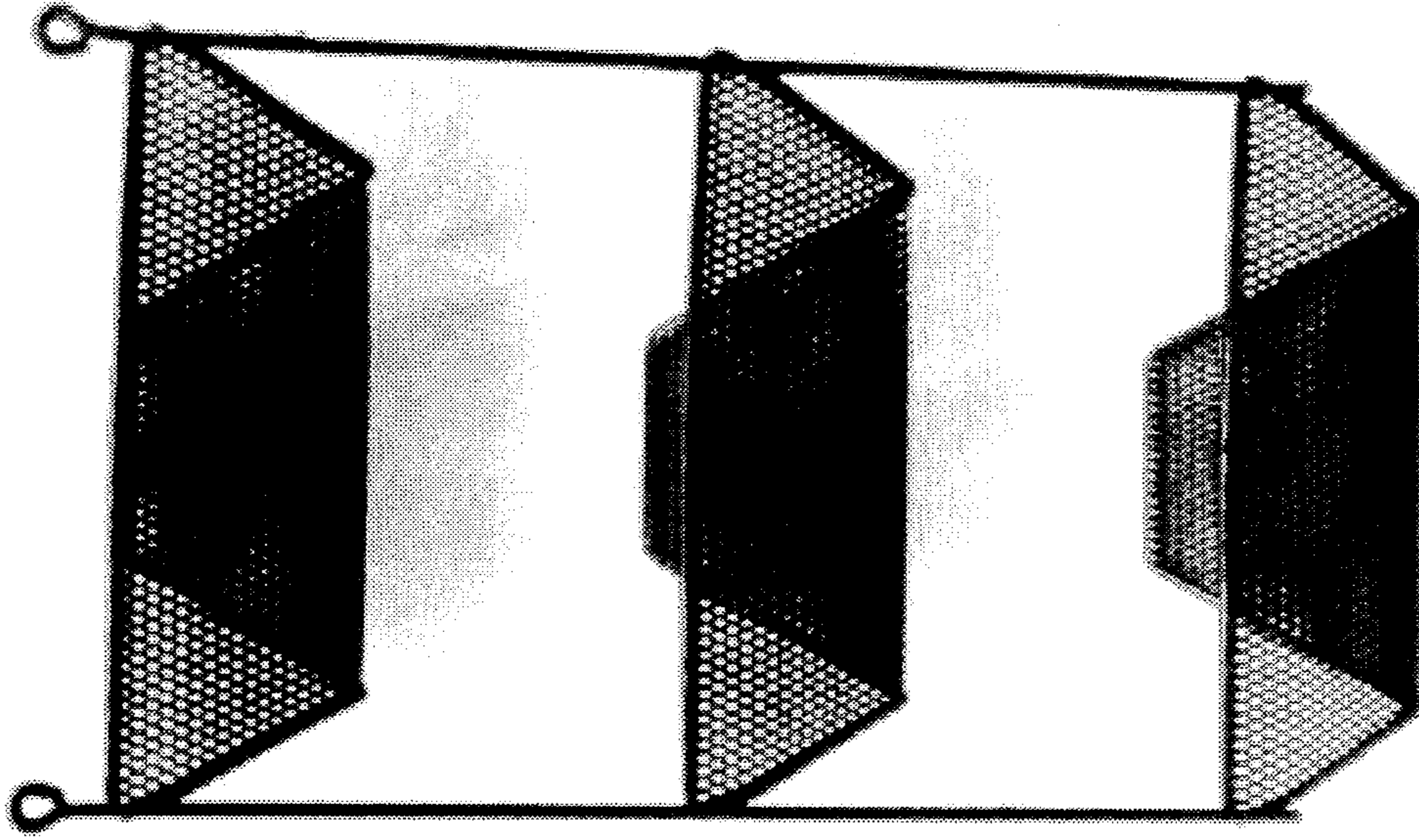


FIG. 3




FIG. 2




FIG. 5



FIG. 4




FIG. 6




FIG. 7