



US00D365952S

# United States Patent [19]

Gagnon et al.

[11] Patent Number: **Des. 365,952**

[45] Date of Patent: **\*\*Jan. 9, 1996**

[54] **DISPLAY**

D. 321,647	11/1991	Oldorf	.....	D6/517 X
2,872,125	2/1959	Rial et al.	.....	D6/518 X
4,082,209	4/1978	Sanders	.....	D6/515 X

[75] Inventors: **Christian Gagnon**, Beloeil; **Clarence Barnes**, Chambly, both of Canada

*Primary Examiner*—Brian N. Vinson  
*Attorney, Agent, or Firm*—Robic

[73] Assignee: **Cordon Bleu International**, Anjou, Canada

[57] **CLAIM**

[\*\*] Term: **14 Years**

The ornamental design for a display, as shown and described.

[21] Appl. No.: **18,546**

### DESCRIPTION

[22] Filed: **Feb. 7, 1994**

[52] U.S. Cl. .... **D6/515**

[58] Field of Search ..... D6/515-523; 211/86-89;  
221/66, 282-283; 222/180

FIG. 1 is a perspective view of the display showing our new design;

FIG. 2 is a front elevational view thereof;

FIG. 3 is a side elevational view thereof;

FIG. 4 is a rear elevation view thereof;

FIG. 5 is a top plan view thereof; and,

FIG. 6 is a bottom plan view thereof.

### [56] References Cited

#### U.S. PATENT DOCUMENTS

D. 307,086	4/1990	van Marcke et al.	.....	D6/520
D. 314,301	2/1991	Cooke	.....	D6/520

**1 Claim, 4 Drawing Sheets**


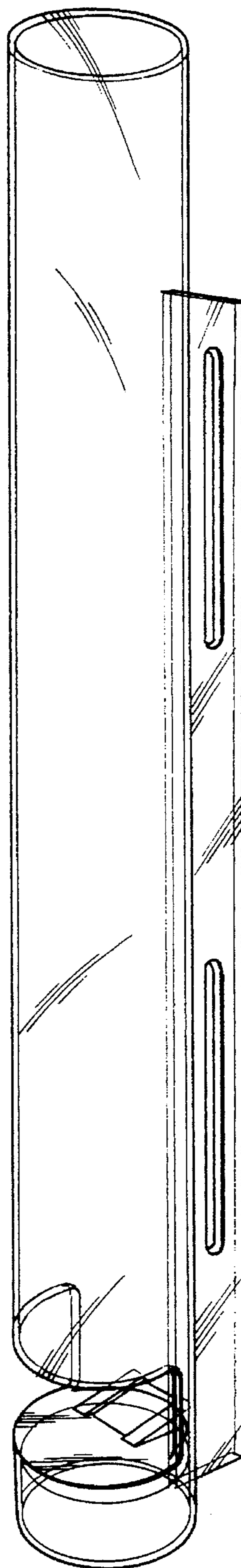


FIG. 1



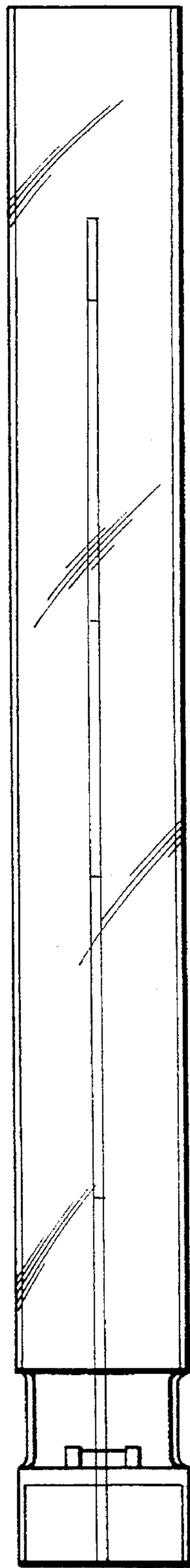


FIG. 2

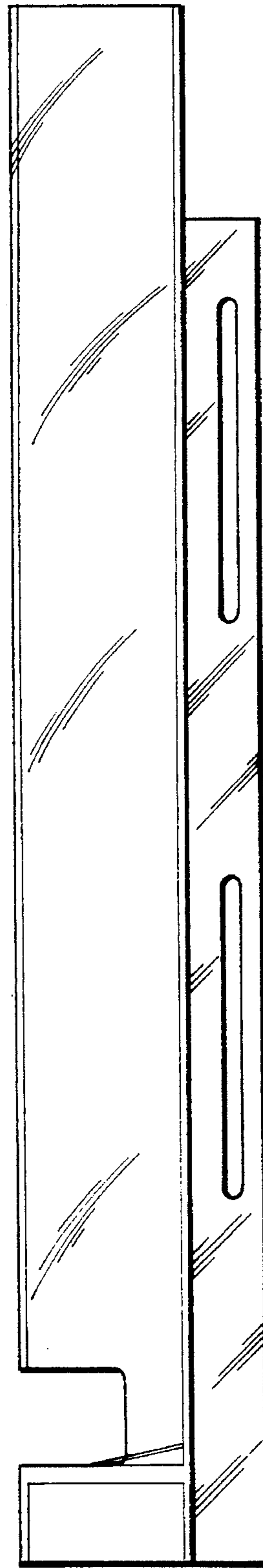



FIG. 3

FIG. 4



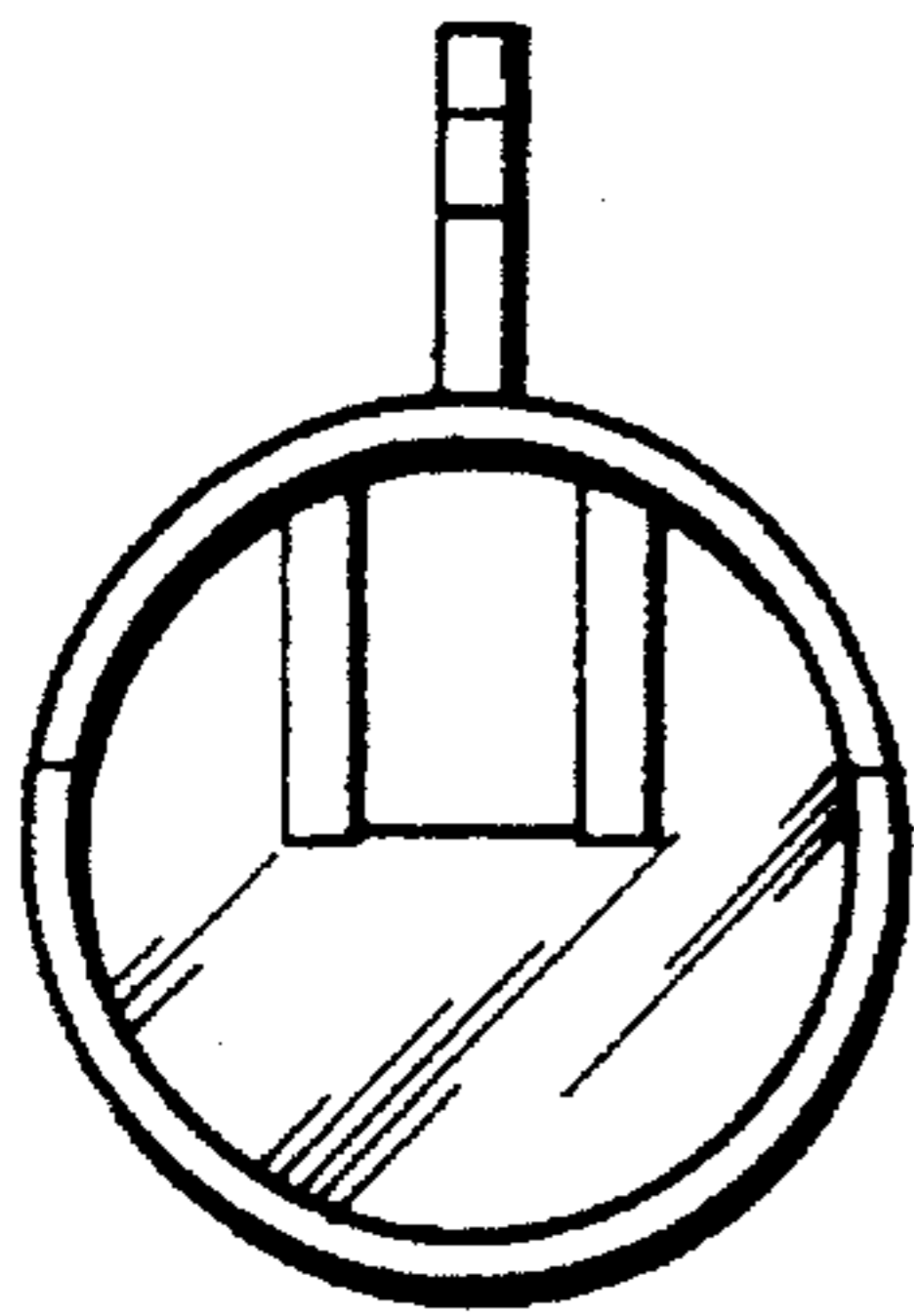


FIG. 5

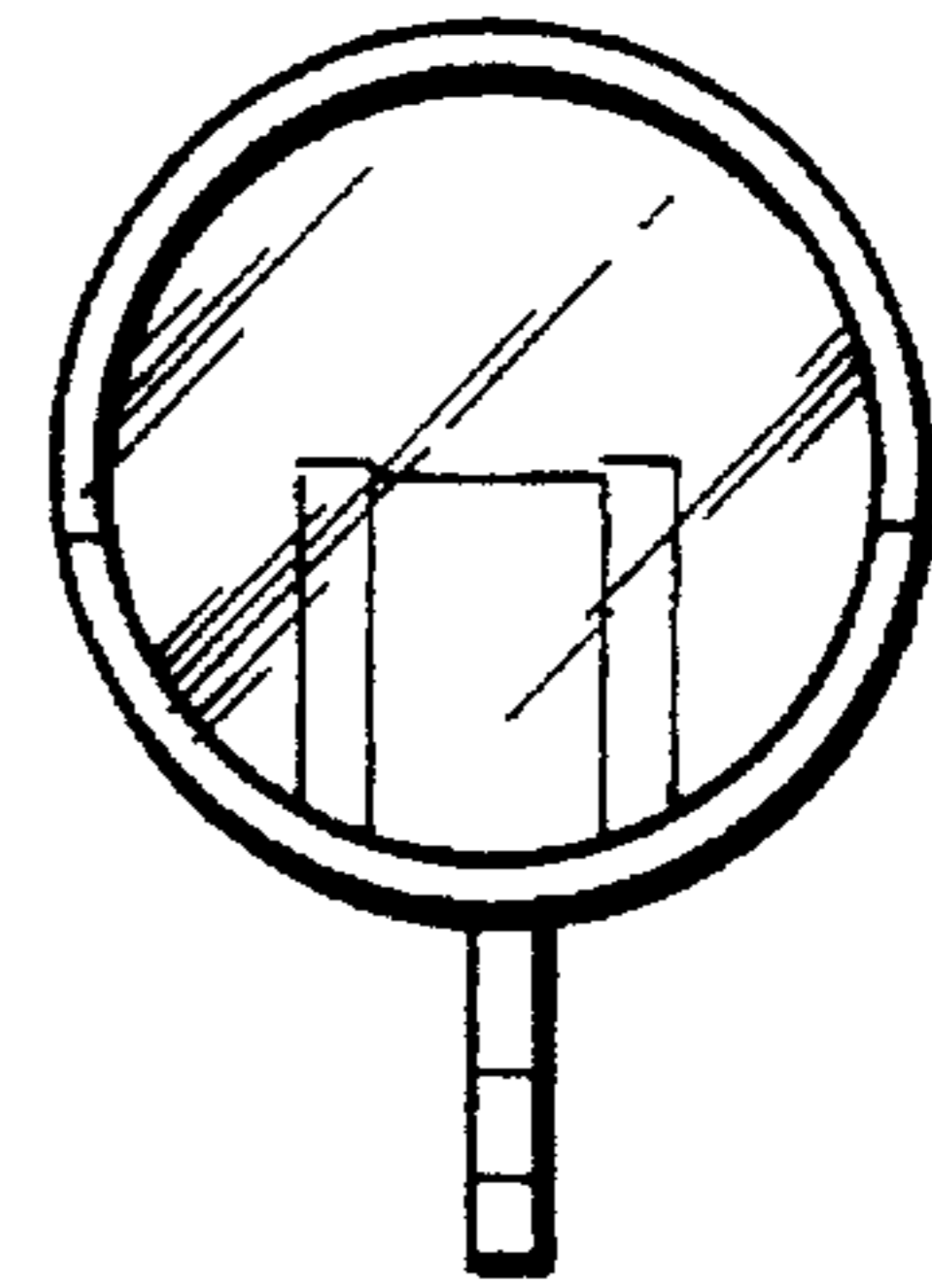


FIG. 6