



US00D365949S

**United States Patent** [19]  
**Klein**

[11] **Patent Number: Des. 365,949**

[45] **Date of Patent: \*\*Jan. 9, 1996**

[54] **CONSOLE**

[75] **Inventor: Richard S. Klein, Los Angeles, Calif.**

[73] **Assignee: Cal-Style Furniture Mfg. Co., Compton, Calif.**

[\*\*] **Term: 14 Years**

[21] **Appl. No.: 7,312**

[22] **Filed: Apr. 19, 1993**

[52] **U.S. Cl. .... D6/477; D6/465**

[58] **Field of Search ..... D6/396, 403-405, D6/411, 414, 449, 451, 462, 465, 477-479; 108/59, 161; 211/181, 182; 248/158, 163.1, 440**

[56] **References Cited**

**U.S. PATENT DOCUMENTS**

D. 181,805 12/1957 Morris ..... D6/462  
D. 358,509 5/1995 Klein ..... D6/477 X

**OTHER PUBLICATIONS**

Vogue Wrought Iron Decorative Assemblies, Apr. 1980, p. 15, item #6090, p. 28, item #6409, p. 31, item #6405.

*Primary Examiner*—Alan P. Douglas  
*Assistant Examiner*—Cathron B. Matta  
*Attorney, Agent, or Firm*—Edgar A. Zarins; Malcolm L. Sutherland

[57] **CLAIM**

The ornamental design for a console, as shown and described.

**DESCRIPTION**

FIG. 1 is a perspective view of a console showing my new design;  
FIG. 2 is a front elevation view thereof;  
FIG. 3 is a top plan view thereof;  
FIG. 4 is a side view thereof, the opposite side being a mirror image of the side shown;  
FIG. 5 is a rear elevational view thereof; and,  
FIG. 6 is a rear perspective view thereof.

**1 Claim, 4 Drawing Sheets**




Fig-1





Fig-2

Fig-3





Fig-4




Fig-5

Fig-6

