



US00D365946S

**United States Patent** [19]  
**Eley**

[11] **Patent Number: Des. 365,946**  
[45] **Date of Patent: \*\*Jan. 9, 1996**

[54] **DISPLAY STAND**

[76] Inventor: **Craig D. Eley**, P.O. Box 316, Orchard,  
Nebr. 68764

[\*\*] Term: **14 Years**

[21] Appl. No.: **34,519**

[22] Filed: **Feb. 6, 1995**

[52] U.S. Cl. .... **D6/449**

[58] **Field of Search** ..... D6/419, 420, 449,  
D6/451, 474, 475; 348/441; D21/208

[56] **References Cited**

**U.S. PATENT DOCUMENTS**

D. 124,012	12/1940	Chambers	.....	D6/475
D. 300,489	4/1989	Antonellis	.....	D6/449
D. 327,188	6/1992	Allen	.....	D6/474
D. 327,385	6/1992	Allen	.....	D6/474
D. 337,903	8/1993	Shelton, Jr.	.....	D6/474
D. 346,416	4/1994	Cassidy	.....	D21/208

*Primary Examiner*—Alan P. Douglas

*Assistant Examiner*—S. Snapp

*Attorney, Agent, or Firm*—Zarley, McKee, Thomte,  
Voorhees & Sease; Mark D. Frederiksn

[57] **CLAIM**

The ornamental design for a display stand, as shown and described in the drawings.

**DESCRIPTION**

FIG. 1 is a perspective view of the display stand showing my new design;

FIG. 2 is a top plan view thereof;

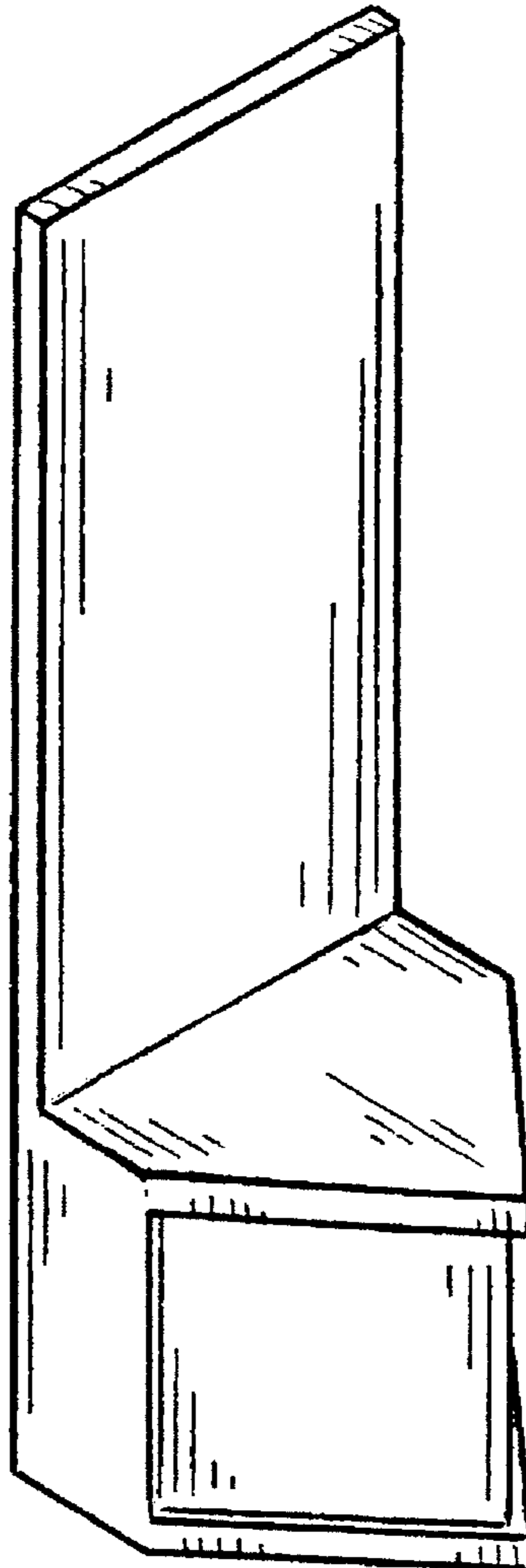
FIG. 3 is a front elevational view thereof;

FIG. 4 is a side elevational view taken from the right side of FIG. 3, the left side elevational view being a mirror image thereof;

FIG. 5 is a rear elevational view thereof; and,

FIG. 6 is a bottom plan view thereof.

**1 Claim, 1 Drawing Sheet**



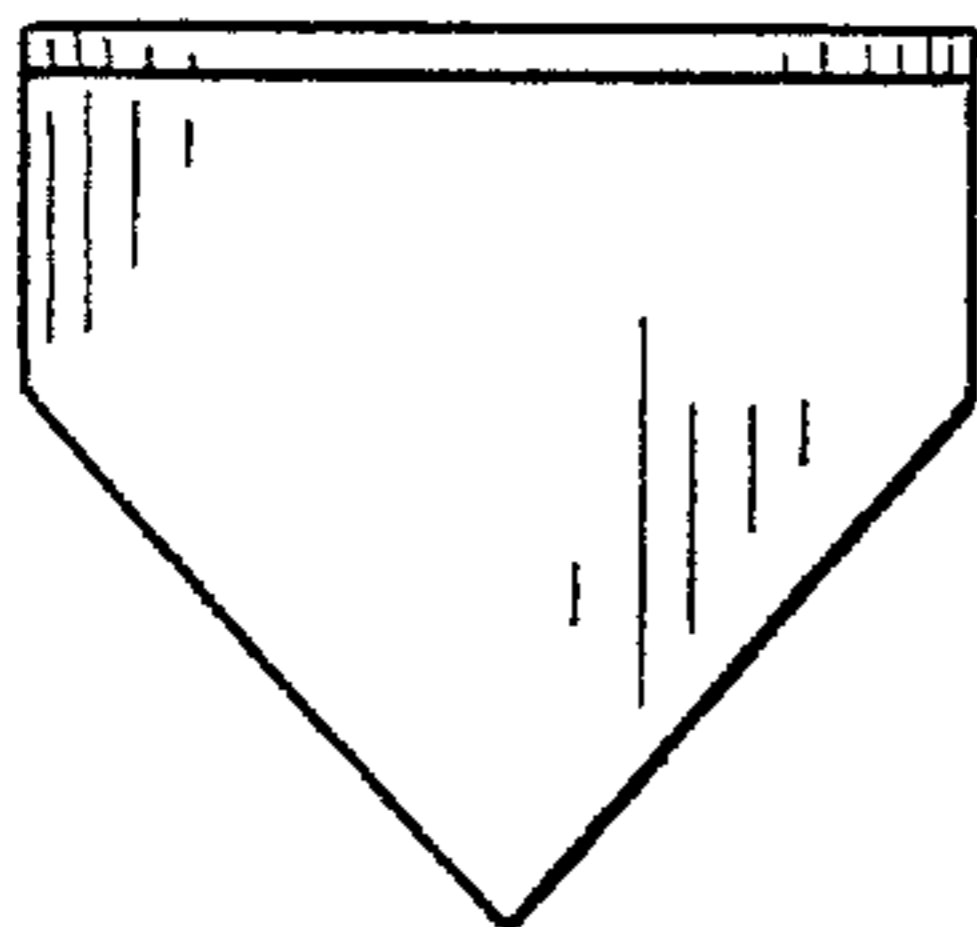


FIG. 2

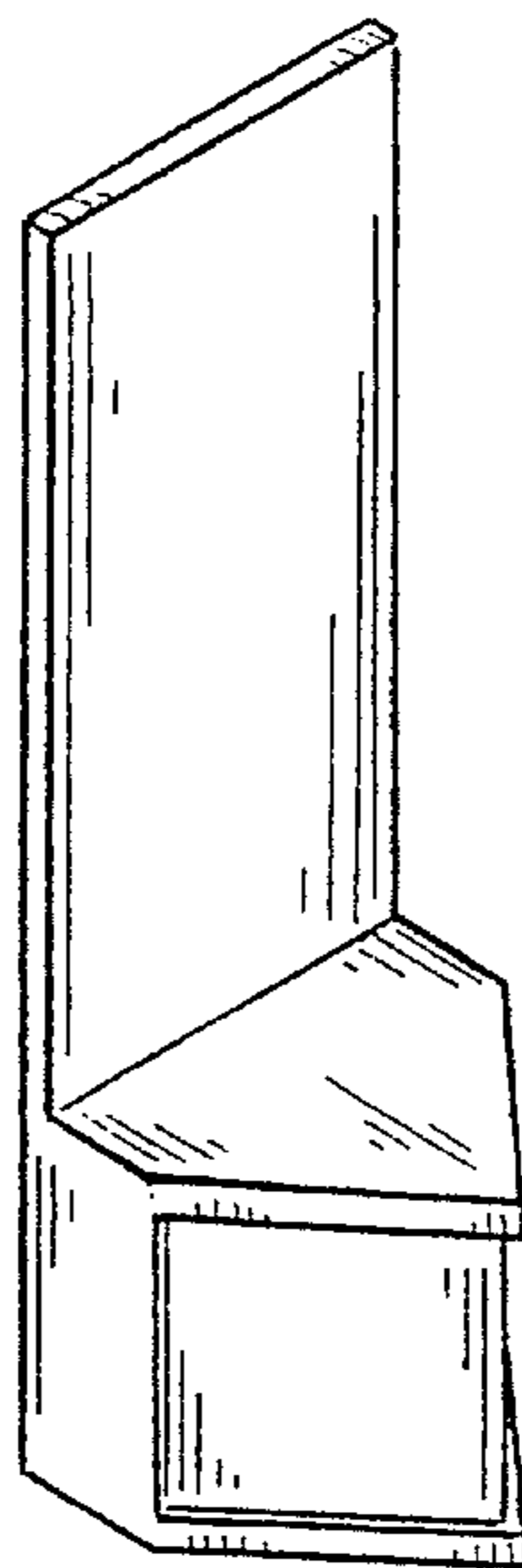


FIG. 1




FIG. 3




FIG. 4




FIG. 5

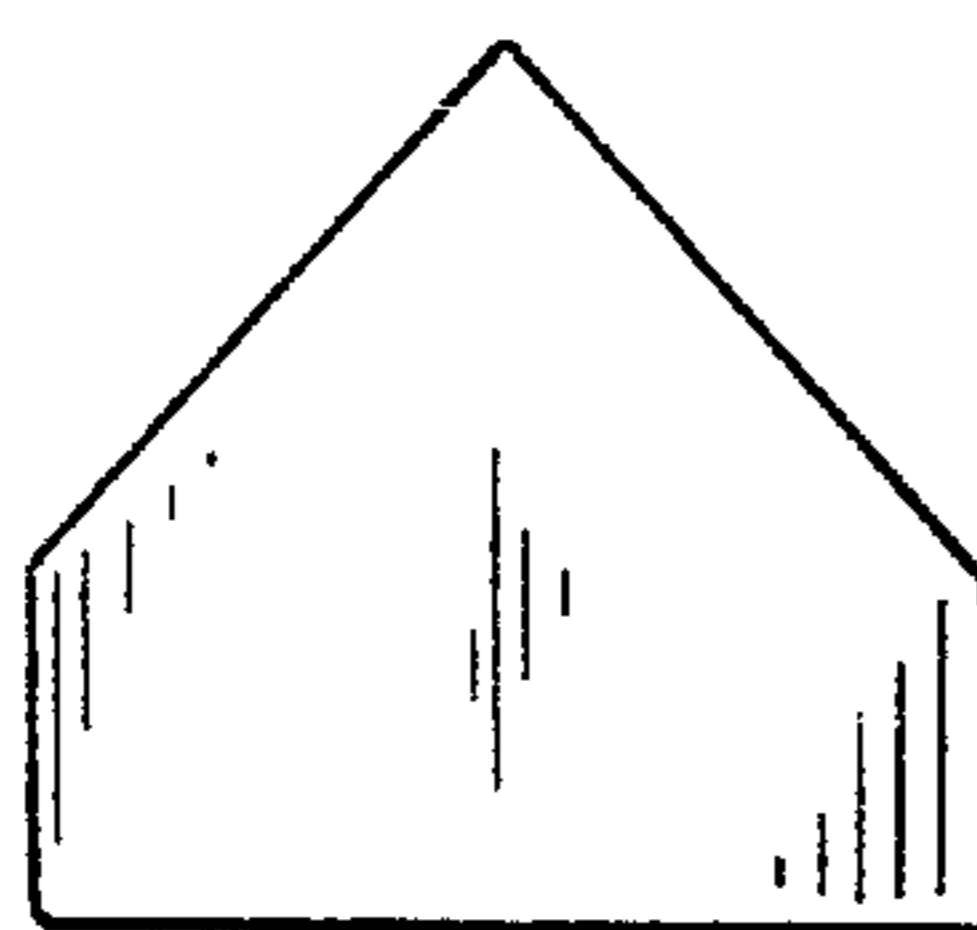


FIG. 6