



US00D365943S

# United States Patent [19]

[11] Patent Number: **Des. 365,943**

**Kalchbrenner**

[45] Date of Patent: **\*\*Jan. 9, 1996**

[54] **COMBINED SHELF AND LOUDSPEAKER UNIT**

D. 319,230 8/1991 Sugiyama ..... D6/436 X  
D. 327,067 6/1992 Kohan ..... D14/215  
4,924,964 5/1990 Olsen ..... D14/210

[76] Inventor: **David A. Kalchbrenner**, 1322 E. Cypress Ave., Venice, Fla. 34292

*Primary Examiner*—Carmen H. Vales-Lado

[\*\*] Term: **14 Years**

### [57] CLAIM

[21] Appl. No.: **5,907**

The ornamental design for a combined shelf and loudspeaker unit, as shown and described.

[22] Filed: **Mar. 15, 1993**

### DESCRIPTION

[52] U.S. Cl. .... **D6/397**

[58] Field of Search ..... D14/204, 210, D14/215; D6/396, 397, 436, 477-479; 312/204

FIG. 1 is a front, top, and left side perspective view of a combined shelf and loudspeaker unit showing my new design;

### [56] References Cited

#### U.S. PATENT DOCUMENTS

D. 57,769 5/1921 Cooley ..... D6/436  
D. 110,914 8/1938 Whitcomb ..... D6/429 X  
D. 187,722 4/1960 Cooper ..... D6/397  
D. 295,705 5/1988 Cornelius ..... D6/479  
D. 299,090 12/1988 Roegner ..... D6/436  
D. 317,231 6/1991 Montgomery ..... D6/397

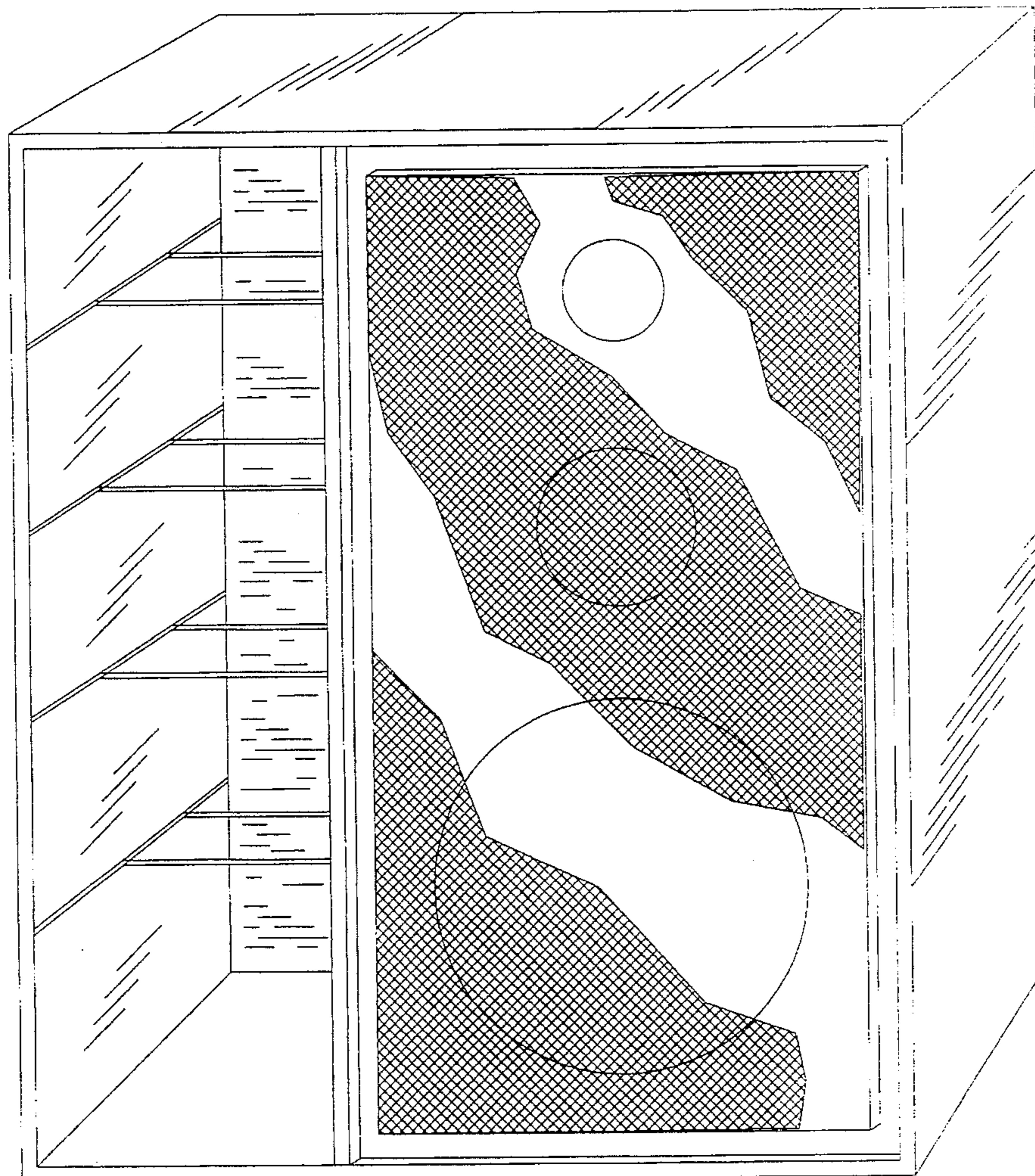
FIG. 2 is a front elevational view thereof;

FIG. 3 is a left side elevational view, the right side being a mirror image thereof;

FIG. 4 is a top plan view thereof, the bottom being a mirror image thereof; and,

FIG. 5 is a rear elevational view thereof.

**1 Claim, 5 Drawing Sheets**






FIG. 1

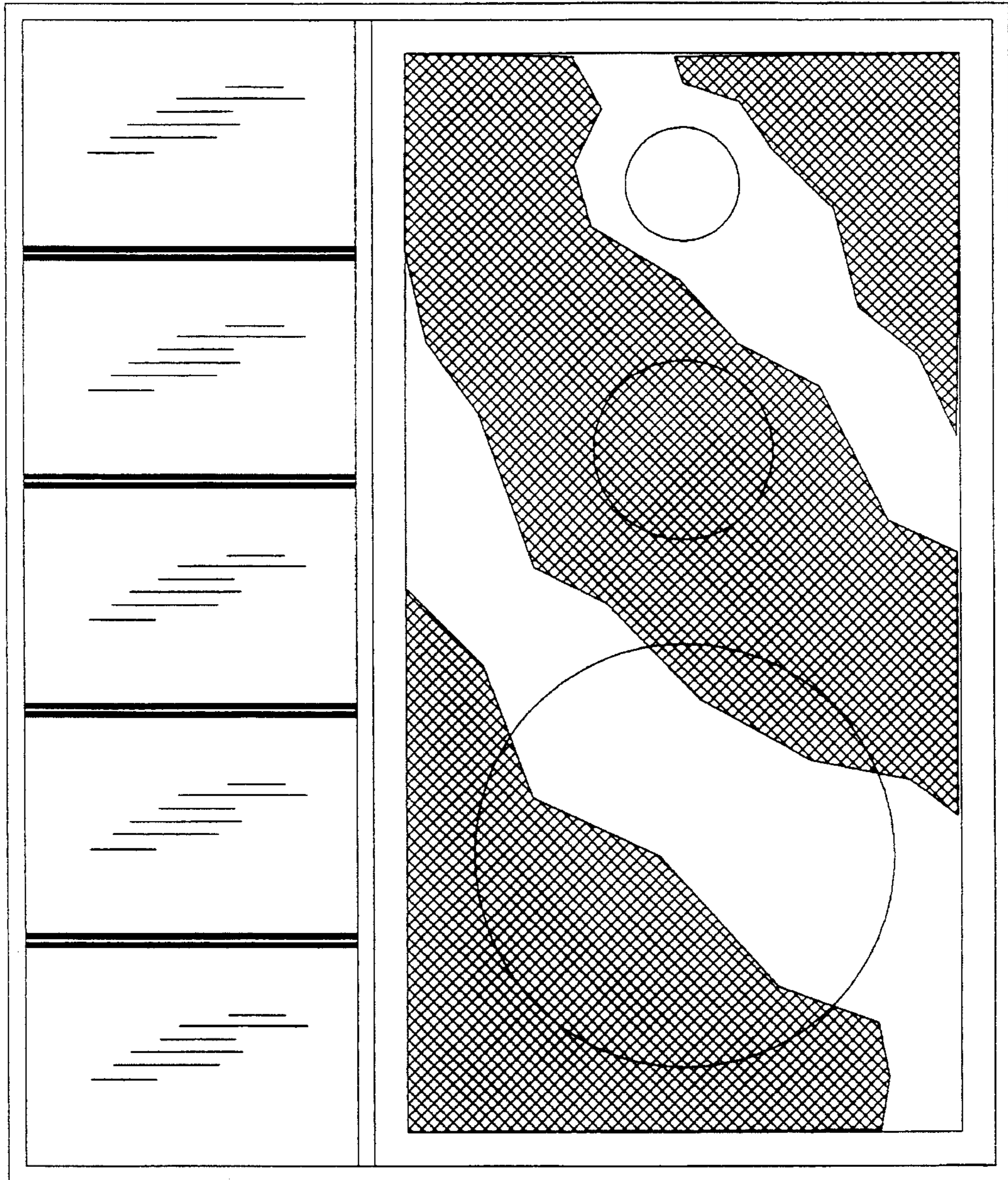


FIG. 2




FIG. 3

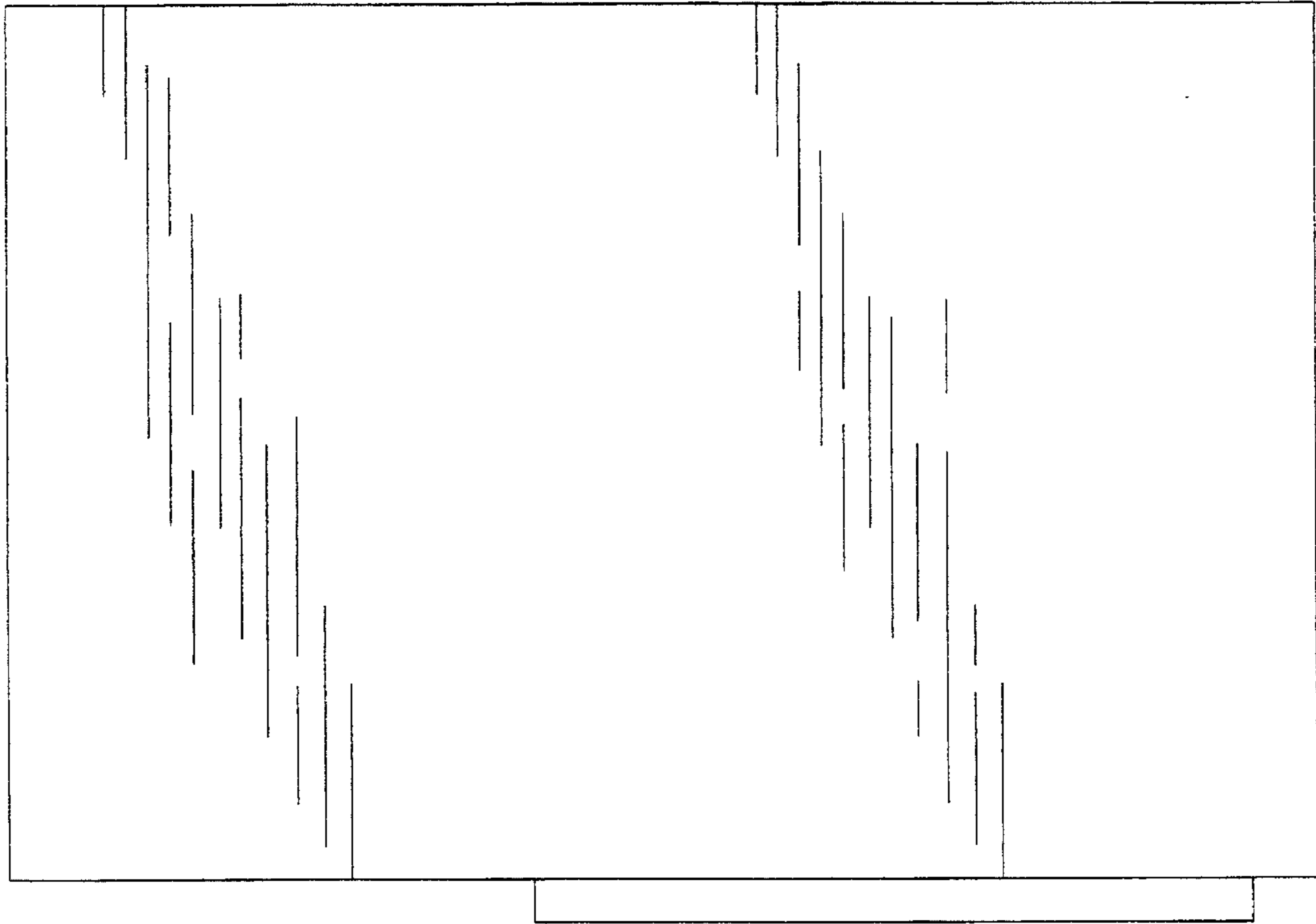


FIG. 4




FIG. 5