



US00D365942S

# United States Patent [19]

[11] Patent Number: **Des. 365,942**

Natuzzi et al.

[45] Date of Patent: **\*\*Jan. 9, 1996**

[54] SEAT

[75] Inventors: **Pasquale Natuzzi**, Santeramo In Colle;  
**Domenico Abbruzzese**, Gioia del Colle,  
both of Italy

[73] Assignee: **Industrie Natuzzi, SpA**, Bari, Italy

[\*\*] Term: **14 Years**

[21] Appl. No.: **31,116**

[22] Filed: **Nov. 18, 1994**

[52] U.S. Cl. .... **D6/381**; D6/334

[58] Field of Search ..... D6/334, 335, 336,  
D6/364, 371, 373, 381, 500, 501, 502;  
297/232, 445, 446

[56] **References Cited**

### U.S. PATENT DOCUMENTS

D. 251,705	5/1979	Fuldner .....	D6/381
D. 282,888	3/1986	Williams .....	D6/381
D. 335,588	5/1993	Beirise .....	D6/381
D. 336,386	6/1993	Gera .....	D6/381
D. 343,742	2/1994	Gera .....	D6/381
D. 344,861	3/1994	Natuzzi et al. ....	D6/381

### OTHER PUBLICATIONS

Natuzzi Model IPNO, Apr. 1986 at International Home Furnishings Market in High Point, N.C.

Natuzzi Model 416, Oct. 1987 at International Home Furnishings Market in High Point, N.C.

Natuzzi Model 497, Apr. 1989 at International Home Furnishings Market in High Point, N.C.

Natuzzi Model 793, Oct. 1990 at Internatinal Home Fur-

nishings Market in High Point, N.C.

Natuzzi Model 827, Apr. 1991 at International Home Furnishings Market in High Point, N.C.

Natuzzi Model 898, Apr. 1992 at International Home Furnishings Market in High Point, N.C.

Natuzzi Model 937, Apr. 1992 at International Home Furnishings Market in High Point, N.C.

Natuzzi Model 1045, Apr. 1993 at International Home Furnishings Market in High Point, N.C.

Natuzzi Model 1083, Sep. 1993 at International Home Furnishings Market in High Point, N.C.

Macy's, Feb. 1991, p. 57, Sofa, Love Seat and Chair shown.

*Primary Examiner*—Gary D. Watson

*Attorney, Agent, or Firm*—Bell, Seltzer, Park & Gibson

### [57] CLAIM

The ornamental design for a seat, as shown and described.

### DESCRIPTION

FIG. 1 is a right side perspective view of a seat showing our new design in the form of a sofa;

FIG. 2 is a front elevational view;

FIG. 3 is a left side elevational view, the right side being a mirror image thereof;

FIG. 4 is a left rear perspective view;


FIG. 5 is a top plan view;

FIG. 6 is a right side perspective view of a seat showing our new design in the form of a love seat; and,

FIG. 7 is a left side perspective view showing our new design in the form of a chair.

The portion shown in the broken lines in the drawings forms no part of the design being claimed.

**1 Claim, 2 Drawing Sheets**





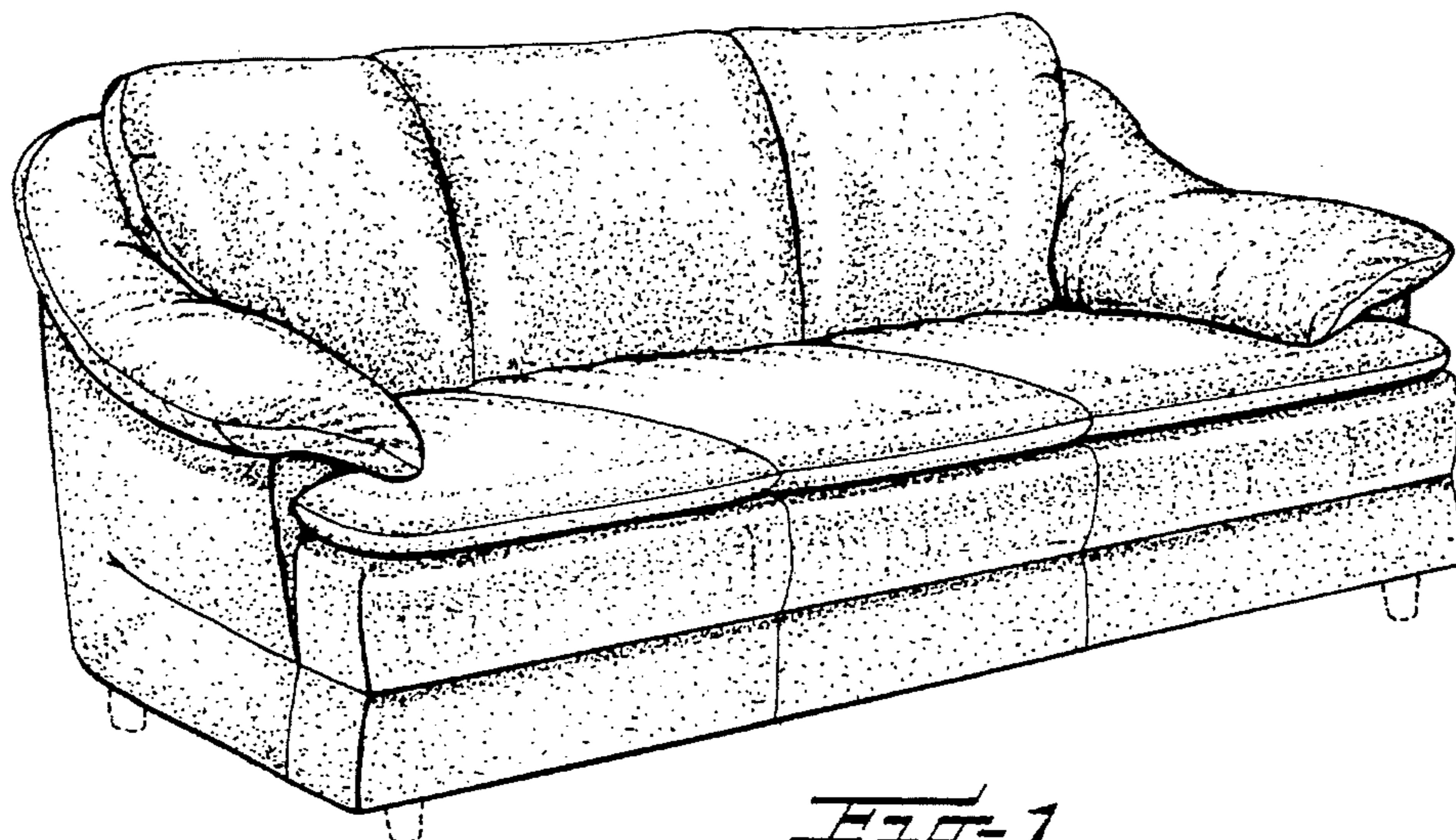


Fig-1

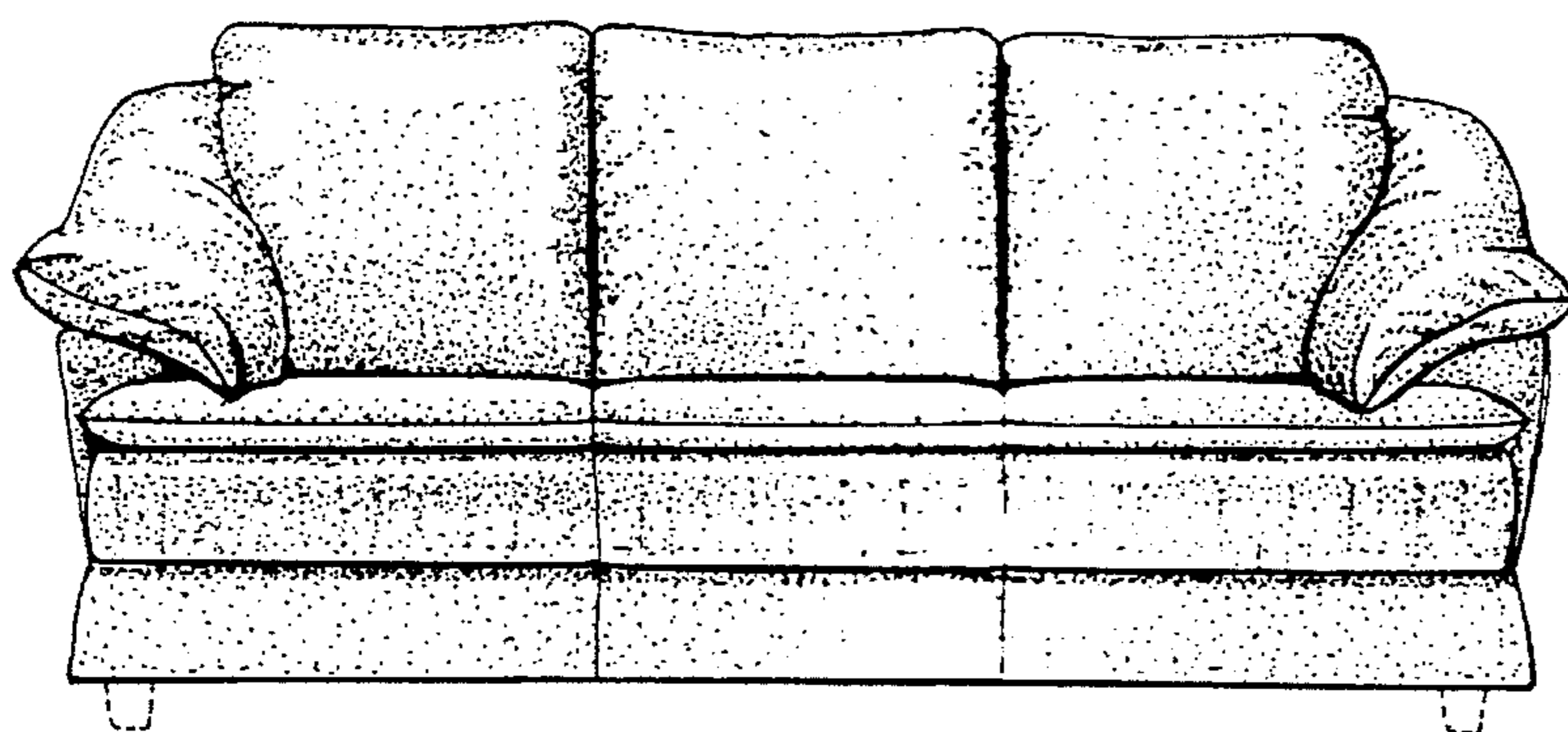


Fig-2

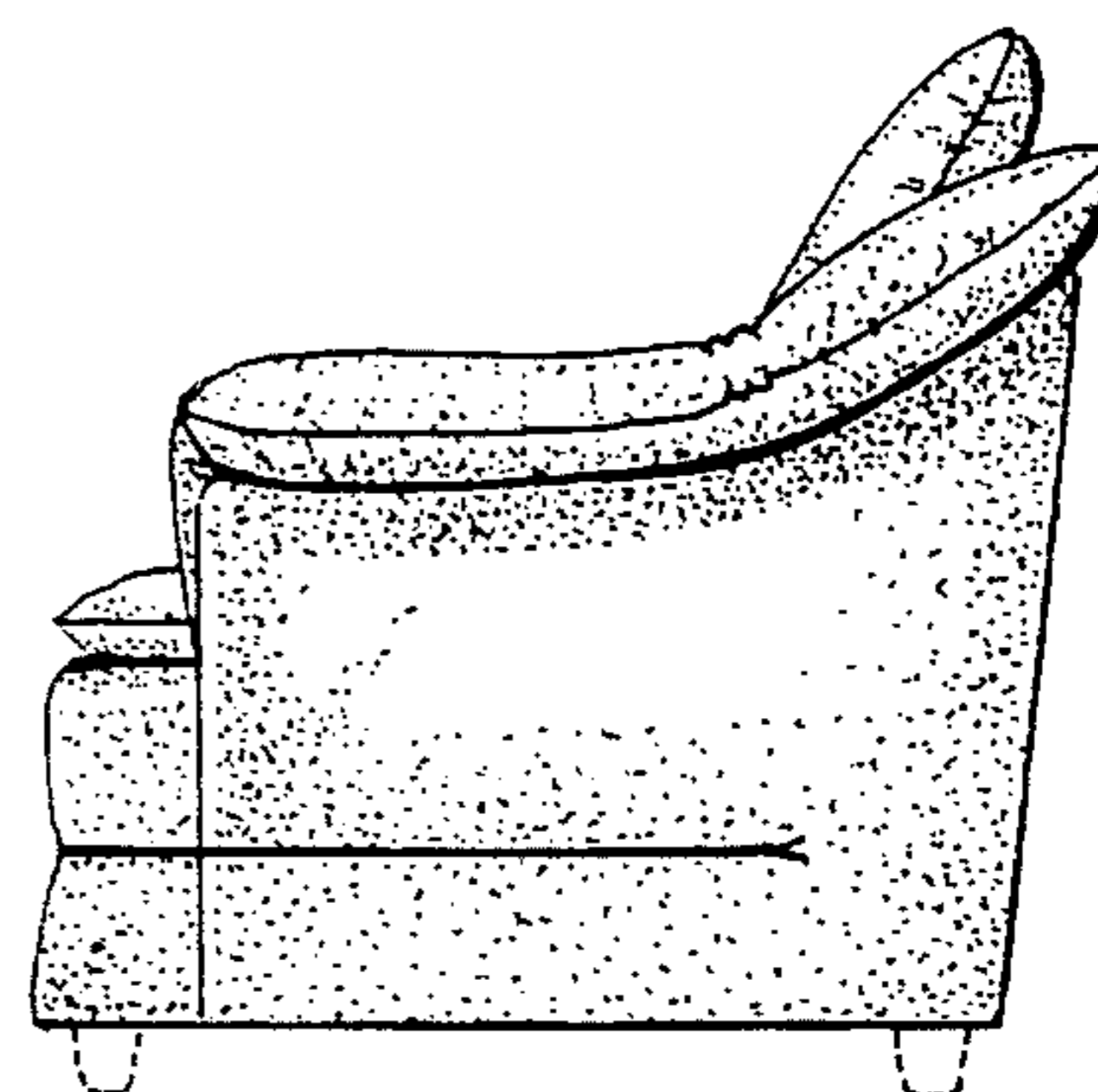


Fig-3

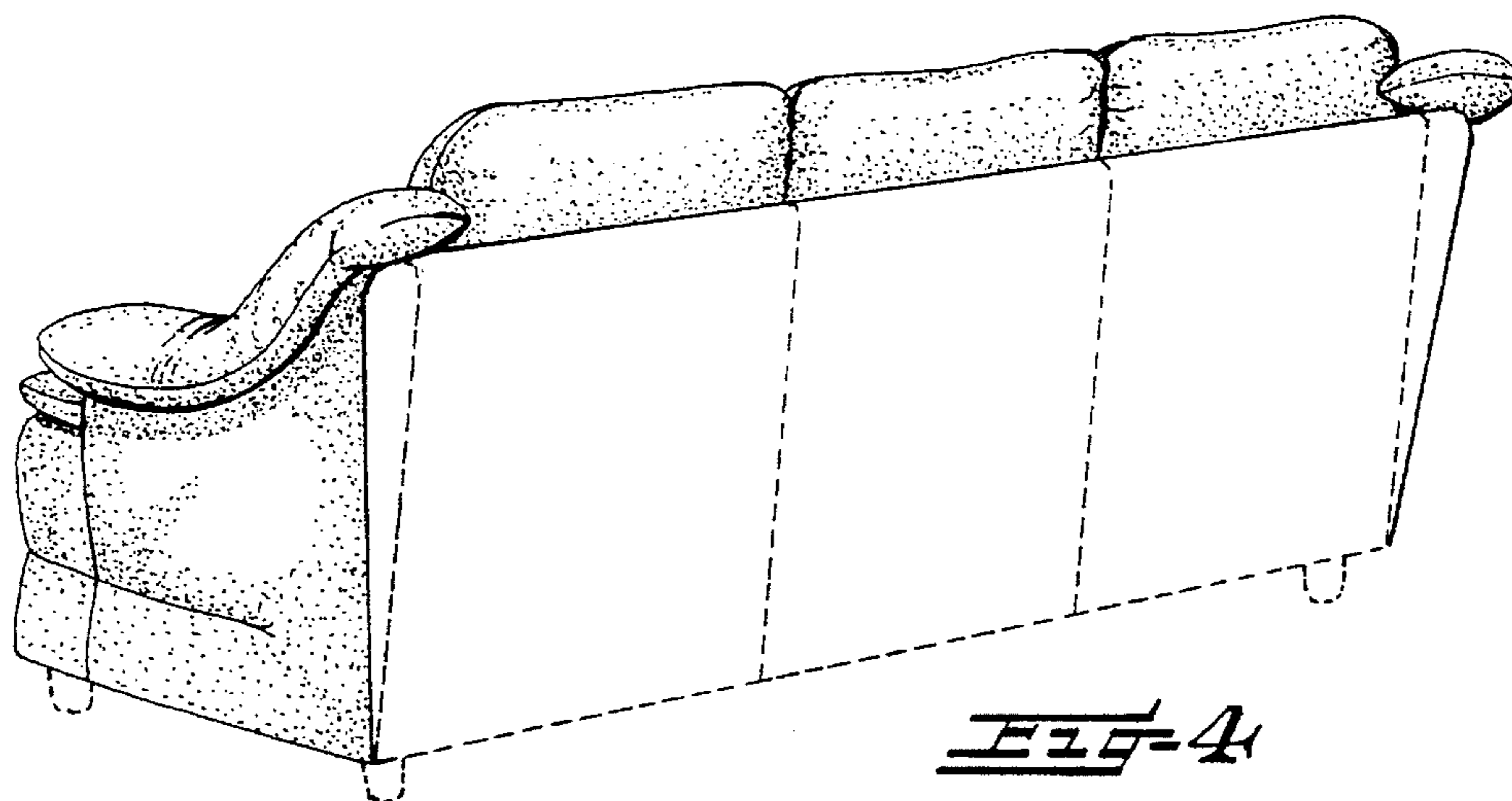


Fig-4

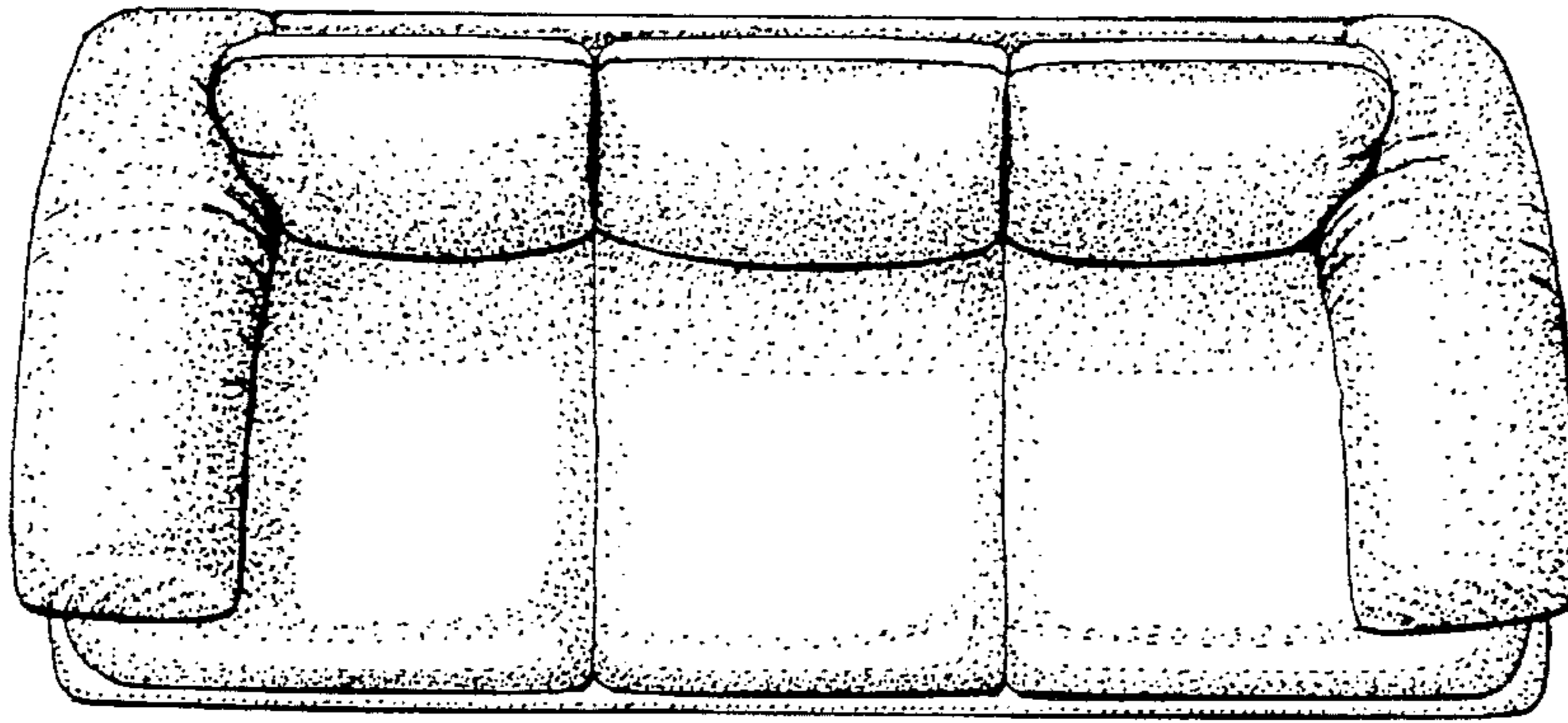


FIG-5

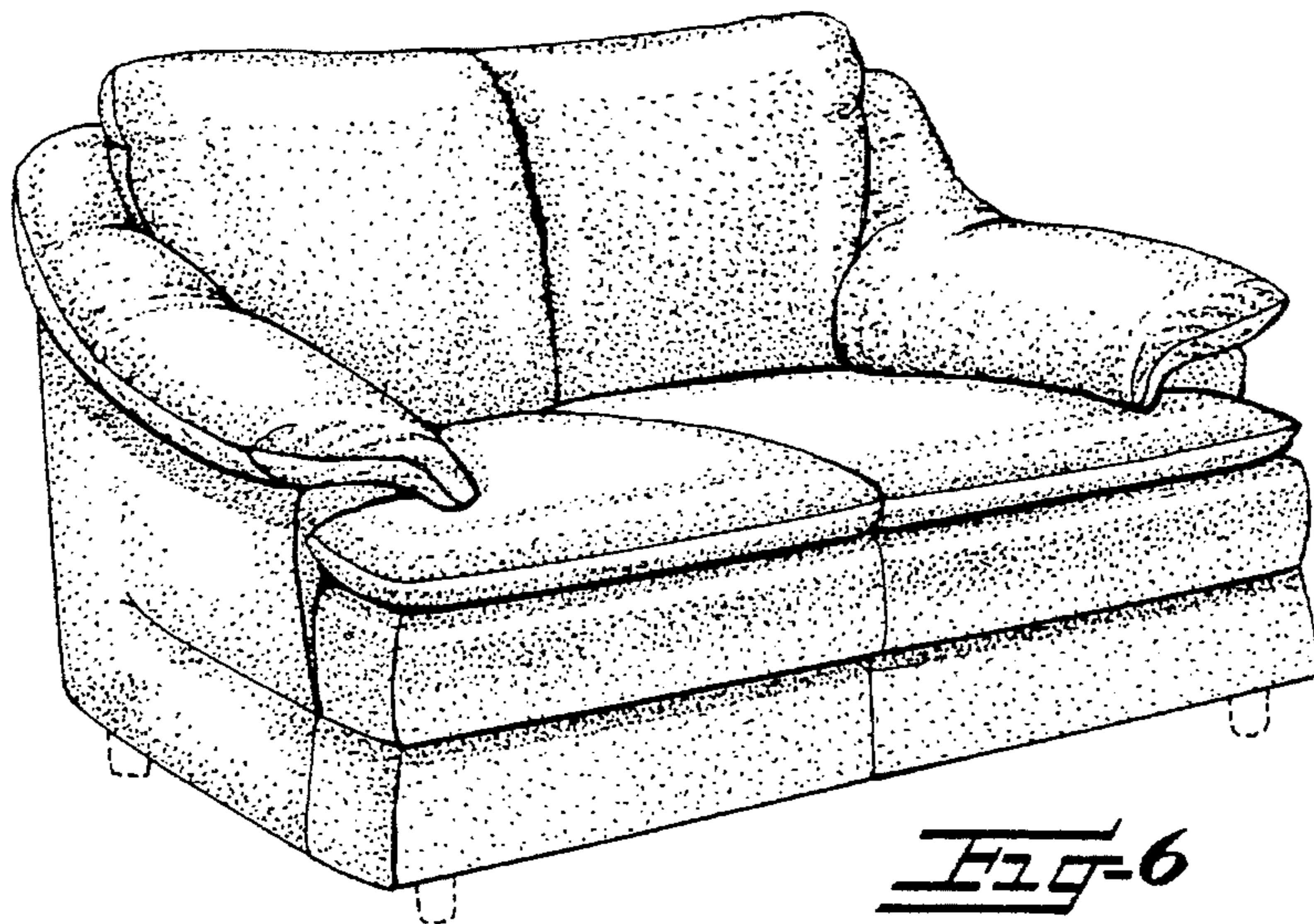


FIG-6




FIG-7