



US00D365940S

United States Patent [19]

Schweiger

[11] Patent Number: **Des. 365,940**

[45] Date of Patent: ****Jan. 9, 1996**

[54] SOFA

[75] Inventor: **Robert W. Schweiger**, Greensboro, N.C.

[73] Assignee: **Universal Furniture Industries, Inc.**, High Point, N.C.

[**] Term: **14 Years**

[21] Appl. No.: **11,152**

[22] Filed: **Jul. 28, 1993**

[52] U.S. Cl. **D6/381**

[58] Field of Search D6/334, 335, 336,
D6/364, 371, 373, 381, 500, 501, 502;
297/232

[56] **References Cited**

U.S. PATENT DOCUMENTS

D. 81,095	5/1930	Havel	D6/381
D. 90,917	10/1933	Lane	D6/381
D. 290,195	6/1987	Kanowsky	D6/381
D. 348,362	7/1994	Natuzzi et al.	D6/381

OTHER PUBLICATIONS

Norwak, 1973, p. 95, Sofa shown.
Ekornes, 1986, p. 22, Sofa shown in background center of bottom left frame.

Waynline, Jan. 1989, Sofa #812/800 shown background center.

Hecht's, p. 32, Sofa at top right.

Primary Examiner—Alan P. Douglas
Assistant Examiner—Gary D. Watson
Attorney, Agent, or Firm—Edgar A. Zarins; Malcolm L. Sutherland

[57] **CLAIM**

The ornamental design for a sofa, as shown and described.

DESCRIPTION

FIG. 1 is a perspective view of a first embodiment of a sofa showing my new design;

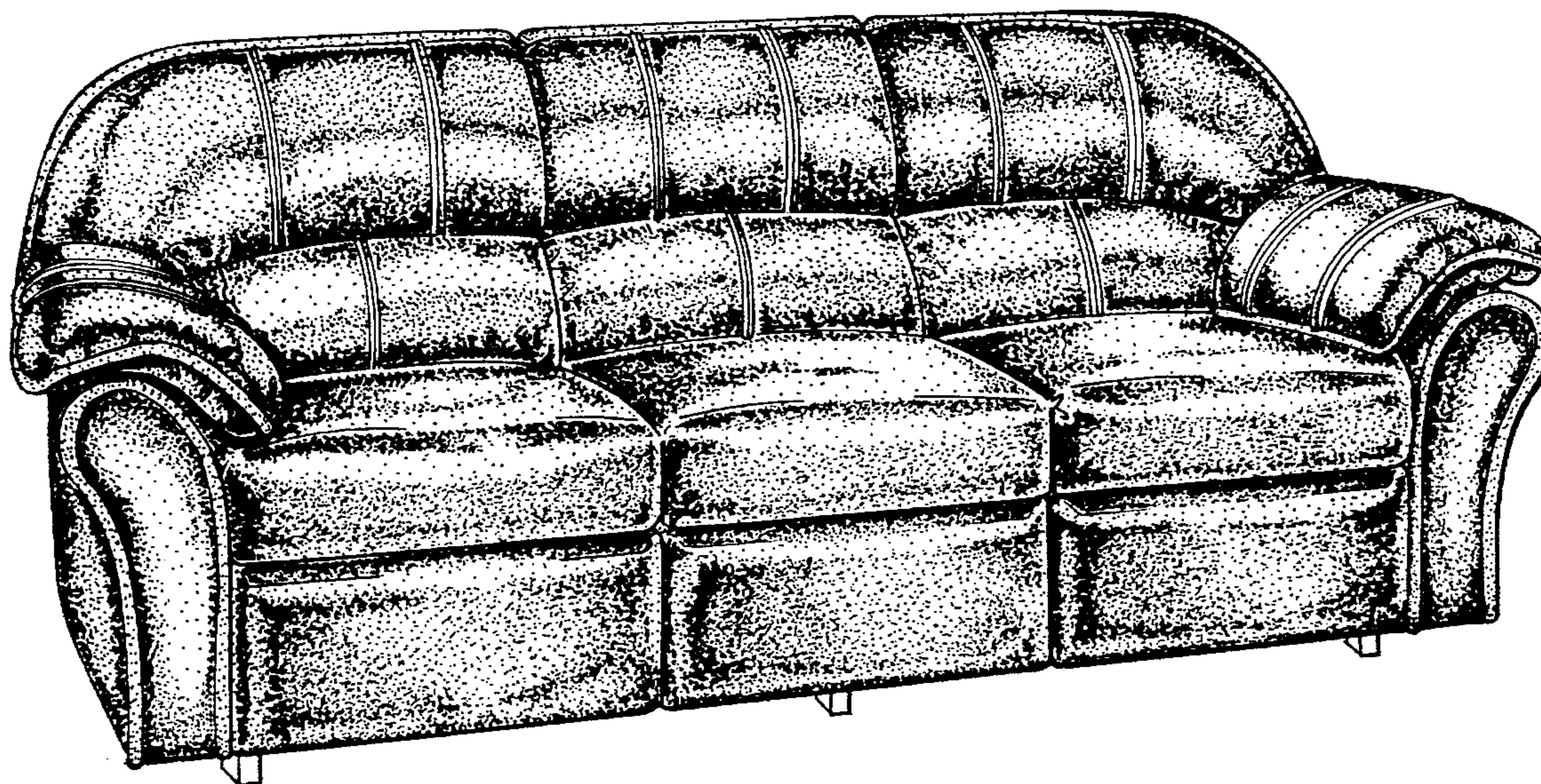
FIG. 2 is a front elevational view thereof;

FIG. 3 is a top plan view thereof;

FIG. 4 is a side view thereof, the opposite side being a mirror image of the side shown; and,

FIG. 5 is a rear elevational view thereof.

1 Claim, 3 Drawing Sheets



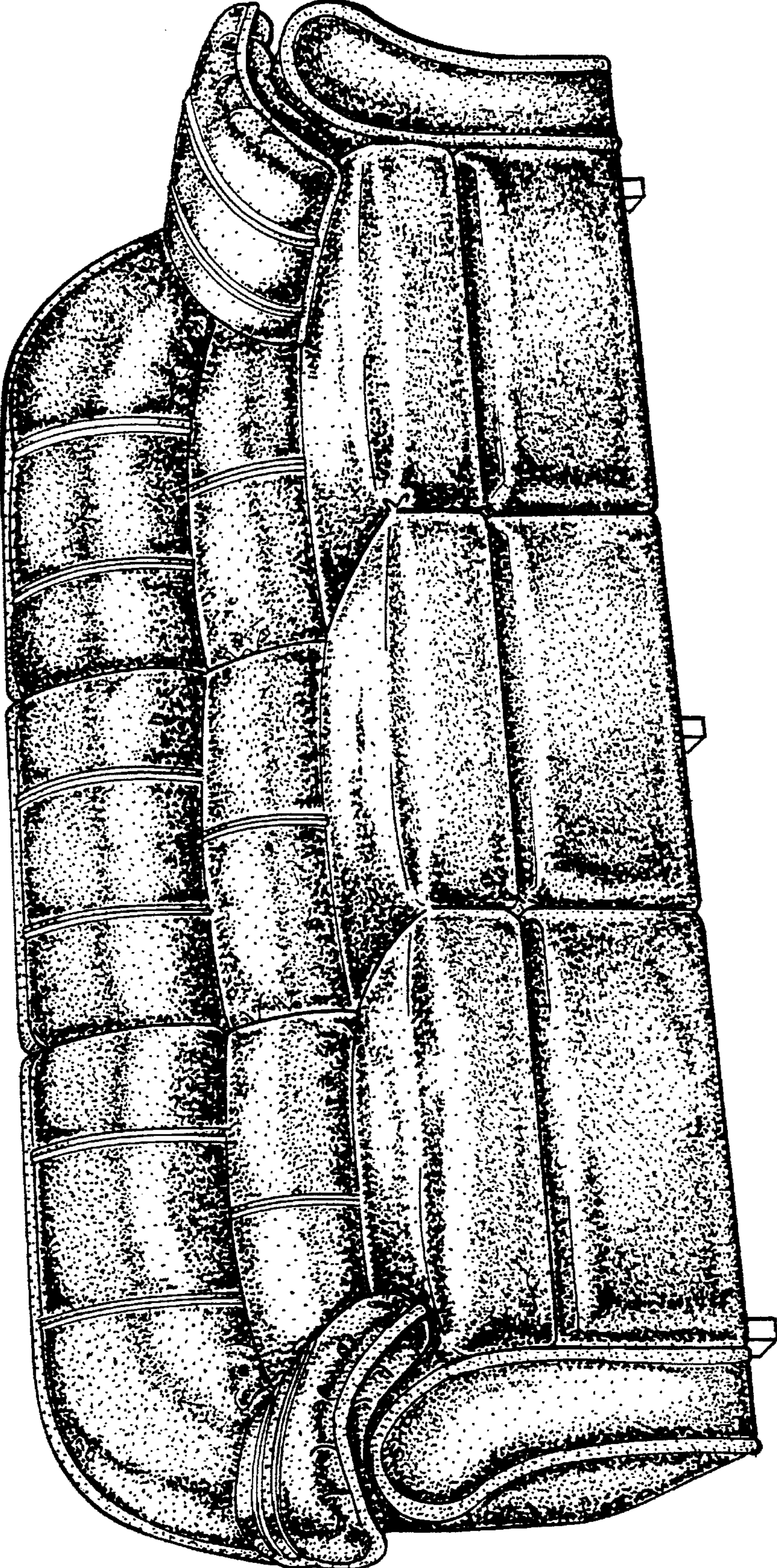


Fig-1




Fig-2




Fig-3

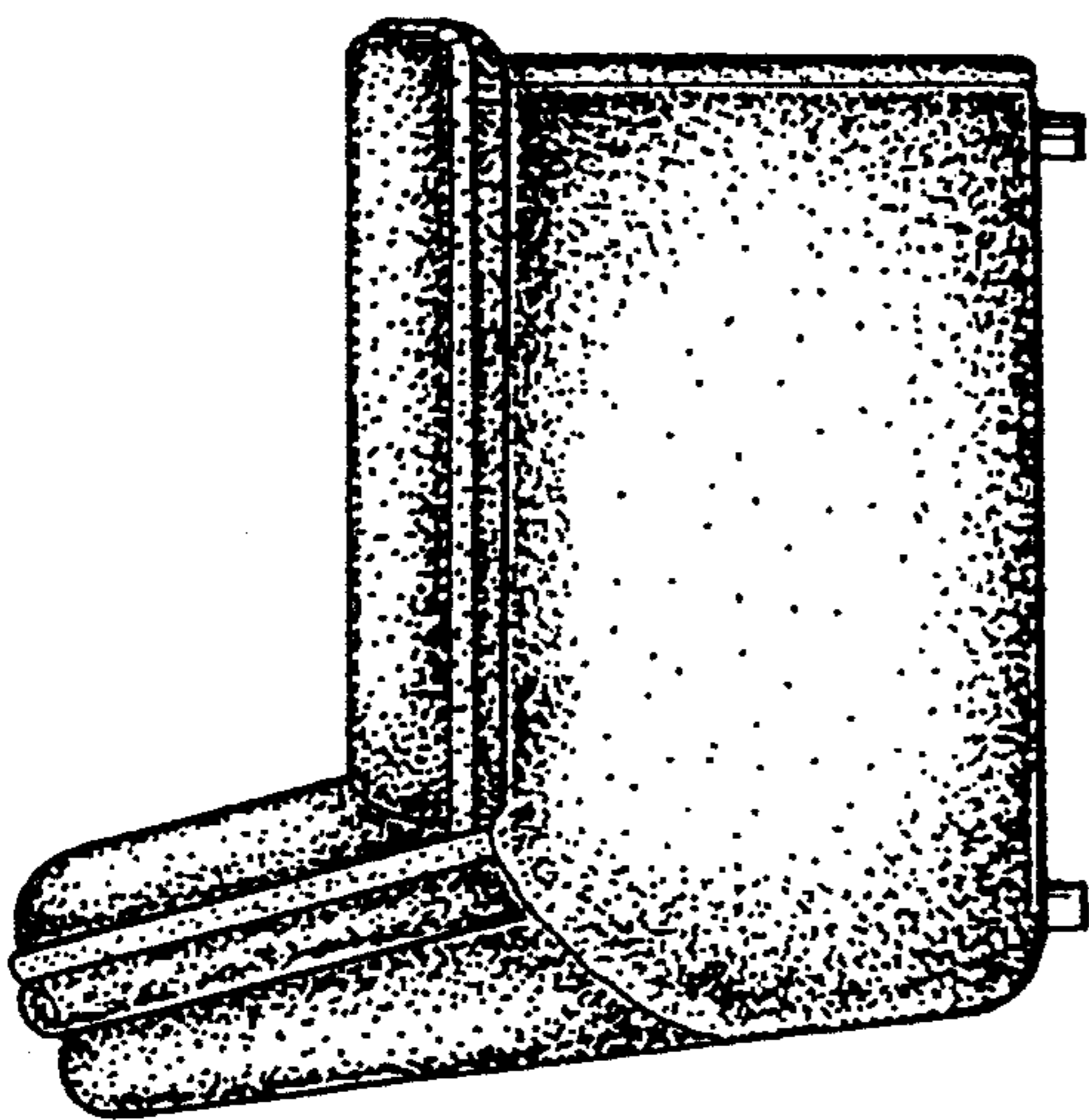


Fig-4




Fig-5