



US00D365931S

United States Patent [19]
LeBellegard

[11] **Patent Number: Des. 365,931**

[45] **Date of Patent: **Jan. 9, 1996**

[54] **COAT RACK**

[76] Inventor: **Jacques LeBellegard**, 22270 Dolo,
L'Abbaye, France

[**] Term: **14 Years**

[21] Appl. No.: **26,516**

[22] Filed: **Jul. 29, 1994**

[52] U.S. Cl. **D6/317**

[58] Field of Search D6/315, 317; 211/113,
211/119; 223/85, 92, 61, 69, 71, 84

[56] **References Cited**

U.S. PATENT DOCUMENTS

D. 129,547	9/1941	Rhodes	D6/317
D. 135,199	3/1943	Grant	D6/317
D. 162,261	2/1951	Tuma	D6/317
1,929,284	10/1933	Misbach	223/85

FOREIGN PATENT DOCUMENTS

2126887	4/1984	United Kingdom	223/85
---------	--------	----------------	-------	--------

Primary Examiner—B. J. Bullock
Attorney, Agent, or Firm—Kinney & Lange

[57] **CLAIM**

The ornamental design for a coat rack, as shown and described.

DESCRIPTION

FIG. 1 is a perspective view of the coat rack showing my new ornamental design;

FIG. 2 is a side elevation, opposite that in FIG. 1;

FIG. 3 is a side elevation as seen from the left to the right of FIG. 1;

FIG. 4 is a side elevation as seen from the left to the right side opposite that in FIG. 3;

FIG. 5 is a top plan view; and,

FIG. 6 is a bottom plan view.

1 Claim, 2 Drawing Sheets

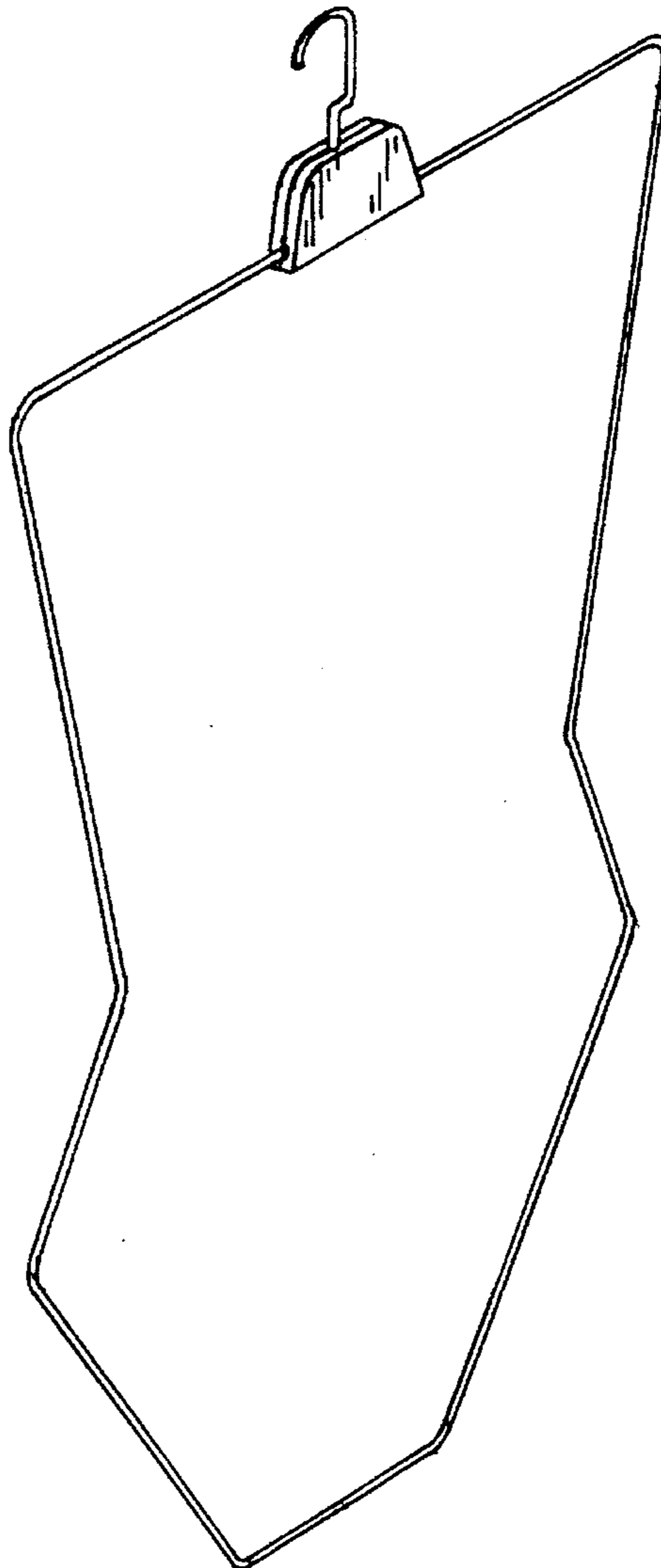




Fig. 1



Fig. 2

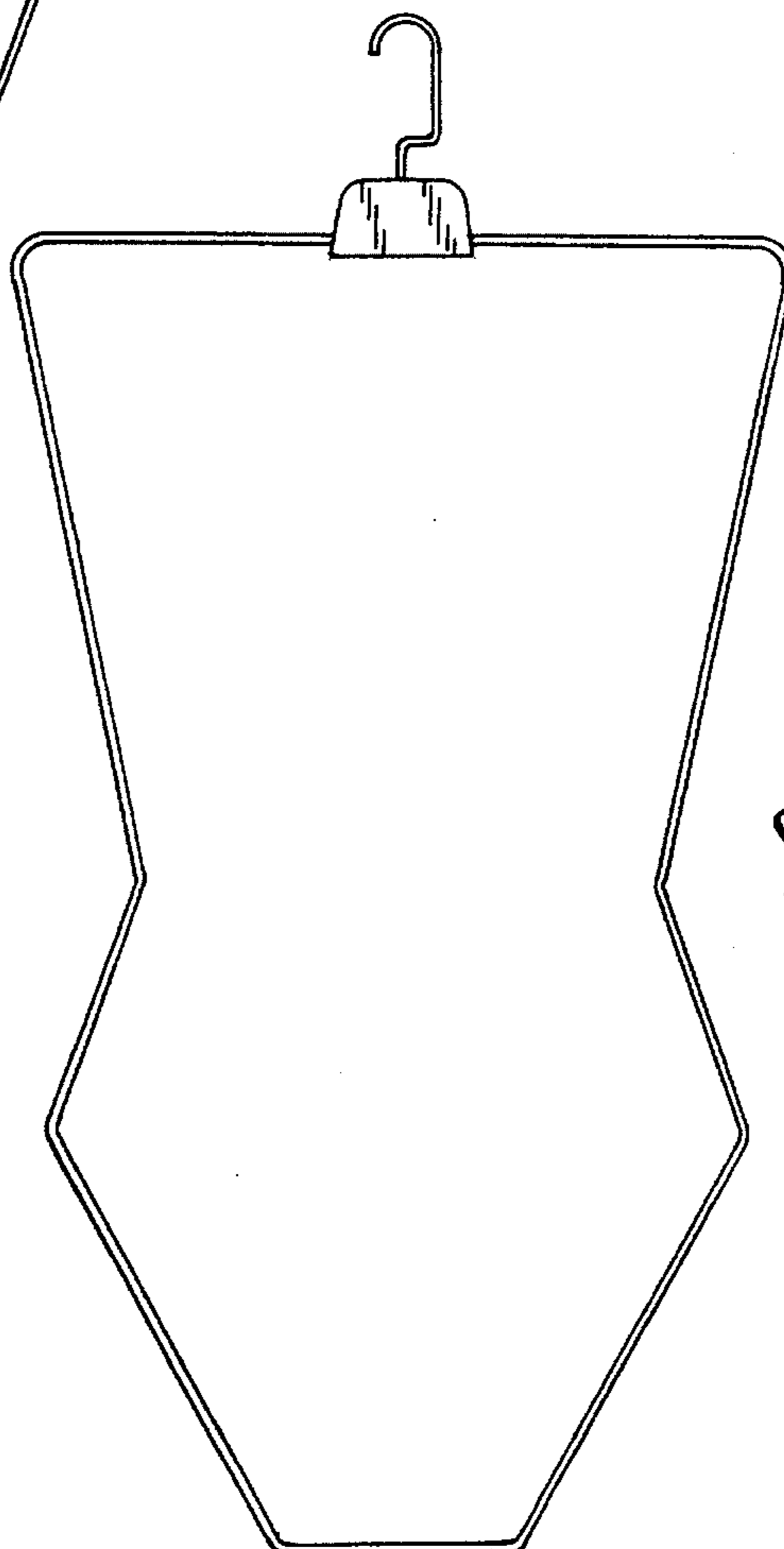


Fig. 3

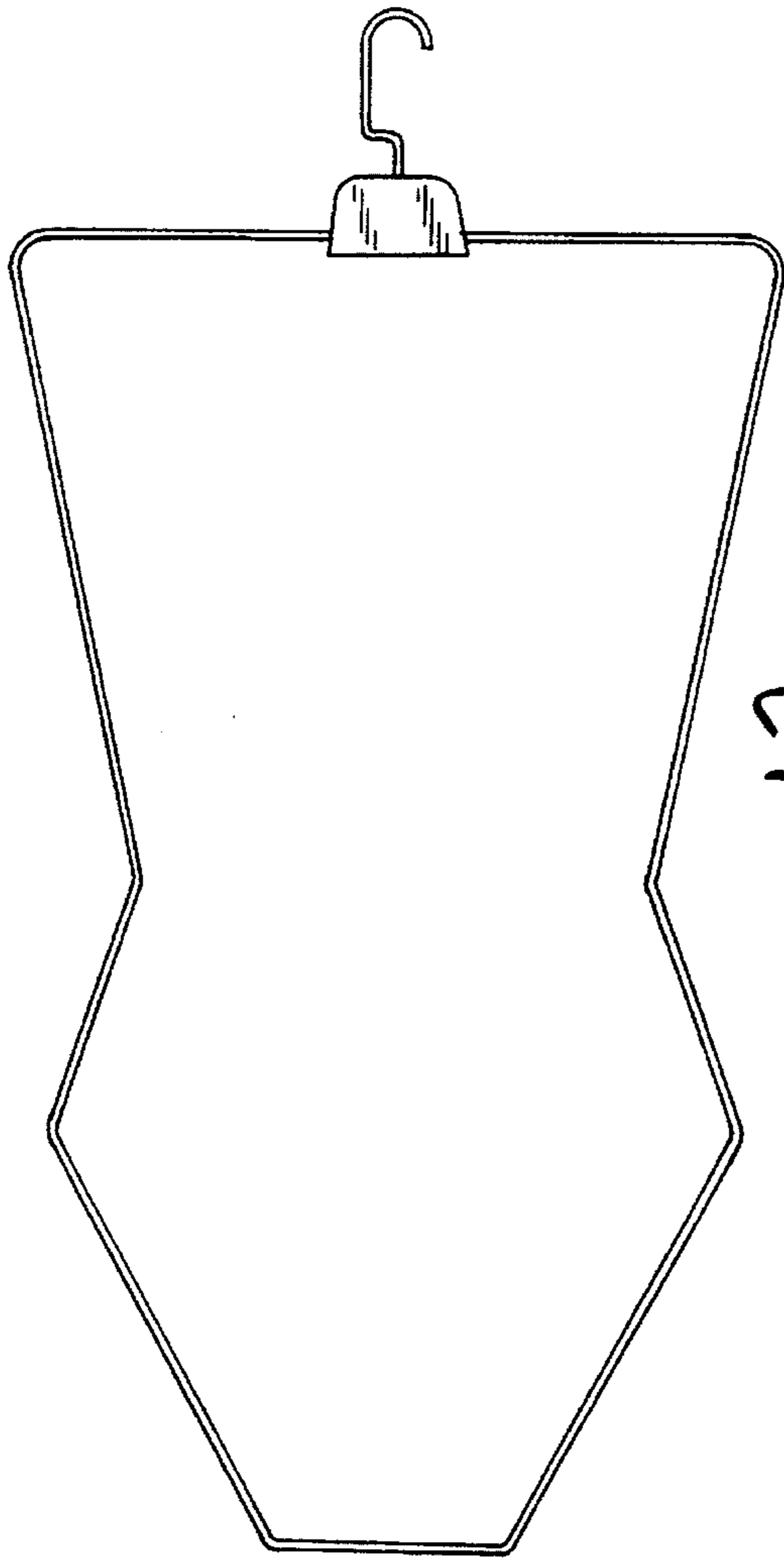


Fig. 4




Fig. 5




Fig. 6