



US00D365915S

United States Patent [19]

[11] **Patent Number: Des. 365,915**

Merkley et al.

[45] **Date of Patent: **Jan. 9, 1996**

[54] **SLEEPING BAG**

[76] Inventors: **Gail Merkley; Archie Merkley**, both of 2077 Dawson Road, Thunder Bay, Ontario, Canada, P7B 5E3

[**] Term: **14 Years**

[21] Appl. No.: **29,176**

[22] Filed: **Sep. 29, 1994**

[30] **Foreign Application Priority Data**

Mar. 29, 1994 [CA] Canada 1994-0603

[52] **U.S. Cl.** **D2/719; D3/271; D6/597; D6/598**

[58] **Field of Search** **D2/718, 719, 725, D2/745; D3/271; D6/597, 598; 2/69.5; 5/343, 417**

[56] **References Cited**

U.S. PATENT DOCUMENTS

D. 63,709	1/1924	Dudley	D3/271
D. 252,308	7/1979	Ochwat	D2/719
D. 282,189	1/1986	Williams et al.	D3/271
D. 287,801	1/1987	O'Brien	D6/597

D. 289,820	5/1987	Paik et al.	D2/719
D. 304,256	10/1989	McEntee	D2/719
D. 320,501	10/1991	Marks	D3/217
4,236,263	12/1980	Alee	2/69.5
4,316,287	2/1982	Rule	2/69.5
5,172,440	12/1992	Ming	5/417

Primary Examiner—C. A. Murphy
Attorney, Agent, or Firm—Stanley E. Johnson

[57] **CLAIM**

The ornamental design for a sleeping bag, as shown and described.

DESCRIPTION

FIG. 1 is a top plan view of a sleeping bag showing our new design;

FIG. 2 is a bottom view thereof;

FIG. 3 is a right side view thereof;


FIG. 4 is a left side view thereof;

FIG. 5 is a top end view thereof; and,

FIG. 6 is a bottom end view.

The broken lines shown throughout the views are understood to represent conventional stitching.

1 Claim, 4 Drawing Sheets






FIG. 1

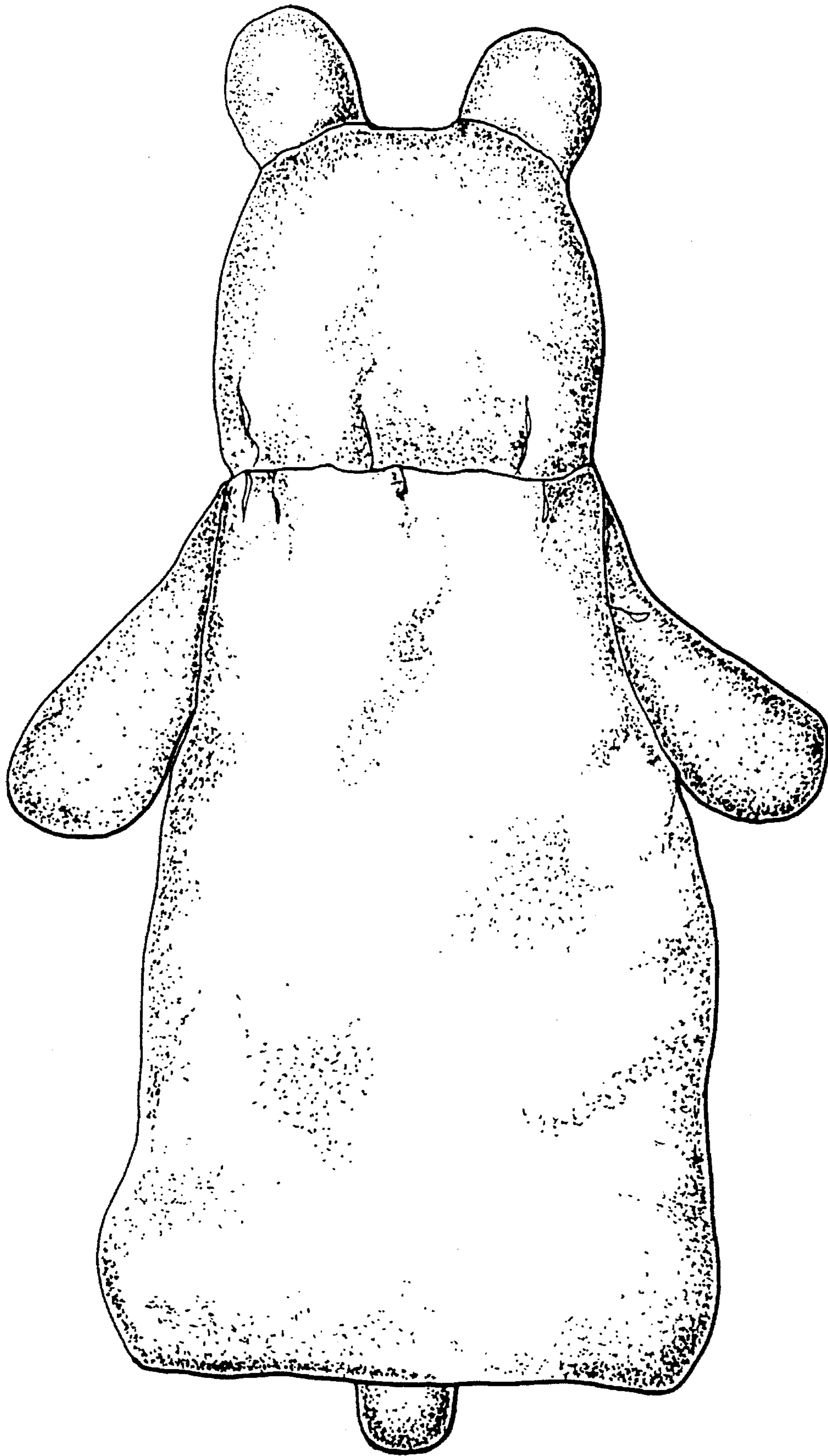


FIG. 2

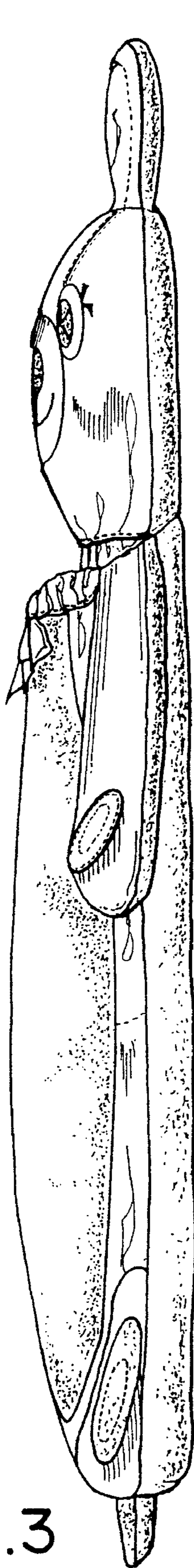


FIG. 3

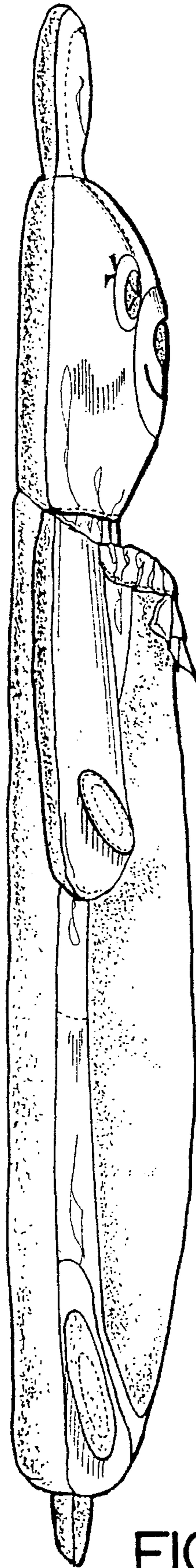


FIG. 4




FIG. 5

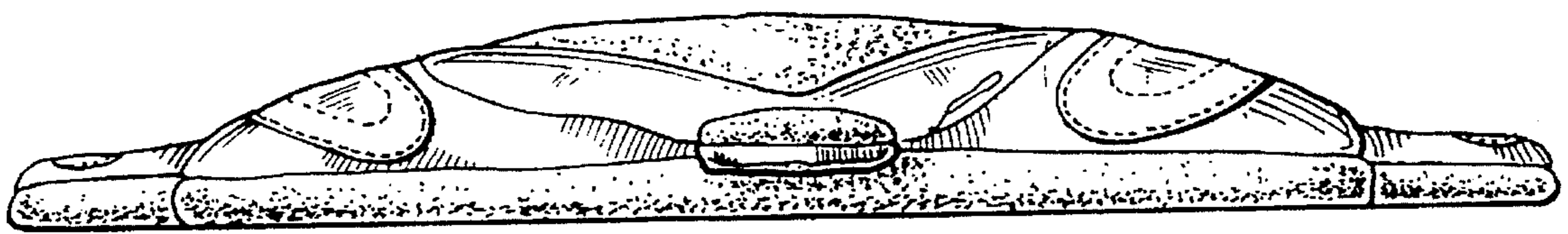


FIG. 6