



US00D365894S

United States Patent [19]

[11] Patent Number: **Des. 365,894**

Davis

[45] Date of Patent: ****Jan. 2, 1996**

[54] **HOOF PROTECTOR**

4621	of 1887	United Kingdom	54/82
956	of 1896	United Kingdom	54/82
14392	of 1905	United Kingdom	54/83

[76] Inventor: **Brian Davis**, W14302 Brookwood Ct., Ripon, Wis. 54971

Primary Examiner—Cathy Anne MacCormac
Attorney, Agent, or Firm—Wheeler & Kromholz

[**] Term: **14 Years**

[57] CLAIM

[21] Appl. No.: **17,412**

The ornamental design for a hoof protector, as shown and described.

[22] Filed: **Jan. 12, 1994**

[52] U.S. Cl. **D30/146**

DESCRIPTION

[58] Field of Search 54/82; 119/851, 119/850; D30/147-150; 168/1, 2, 3

FIG. 1 is a perspective view of a hoof protector showing my new design;

[56] References Cited

U.S. PATENT DOCUMENTS

D. 33,615	11/1900	Smith	54/82
91,122	6/1869	Hall	54/82
144,782	11/1873	Mathis	54/82
D. 290,415	6/1987	Hoyt, Jr.	D30/148
524,555	8/1894	Morgan	54/82
756,792	4/1904	Keller	54/82
798,835	9/1905	Shank	54/82
815,208	3/1906	O'Donnell	54/82
3,386,226	6/1968	Code et al.	54/82
3,682,179	8/1972	Firth et al.	54/82
4,548,026	10/1985	Shidner	54/82
5,939,960	11/1897	Dorney	54/82

FIG. 2 is a view of the outside surface;

FIG. 3 is a view of the inside surface;

FIG. 4 is a right side elevational view thereof;

FIG. 5 is a left side elevational view thereof;

FIG. 6 is a top plan view;

FIG. 7 is a bottom plan view;

FIG. 8 is a view of the outside surface of a second embodiment of FIG. 1;

FIG. 9 is a view of the inside surface of FIG. 8;

FIG. 10 is a top plan view of FIG. 8;

FIG. 11 is a bottom plan view of FIG. 8;

FIG. 12 is a left side elevational view of the second embodiment; and,

FIG. 13 is a right side elevational view of the second embodiment.

FOREIGN PATENT DOCUMENTS

978856	4/1951	France	168/1
--------	--------	--------------	-------

1 Claim, 3 Drawing Sheets

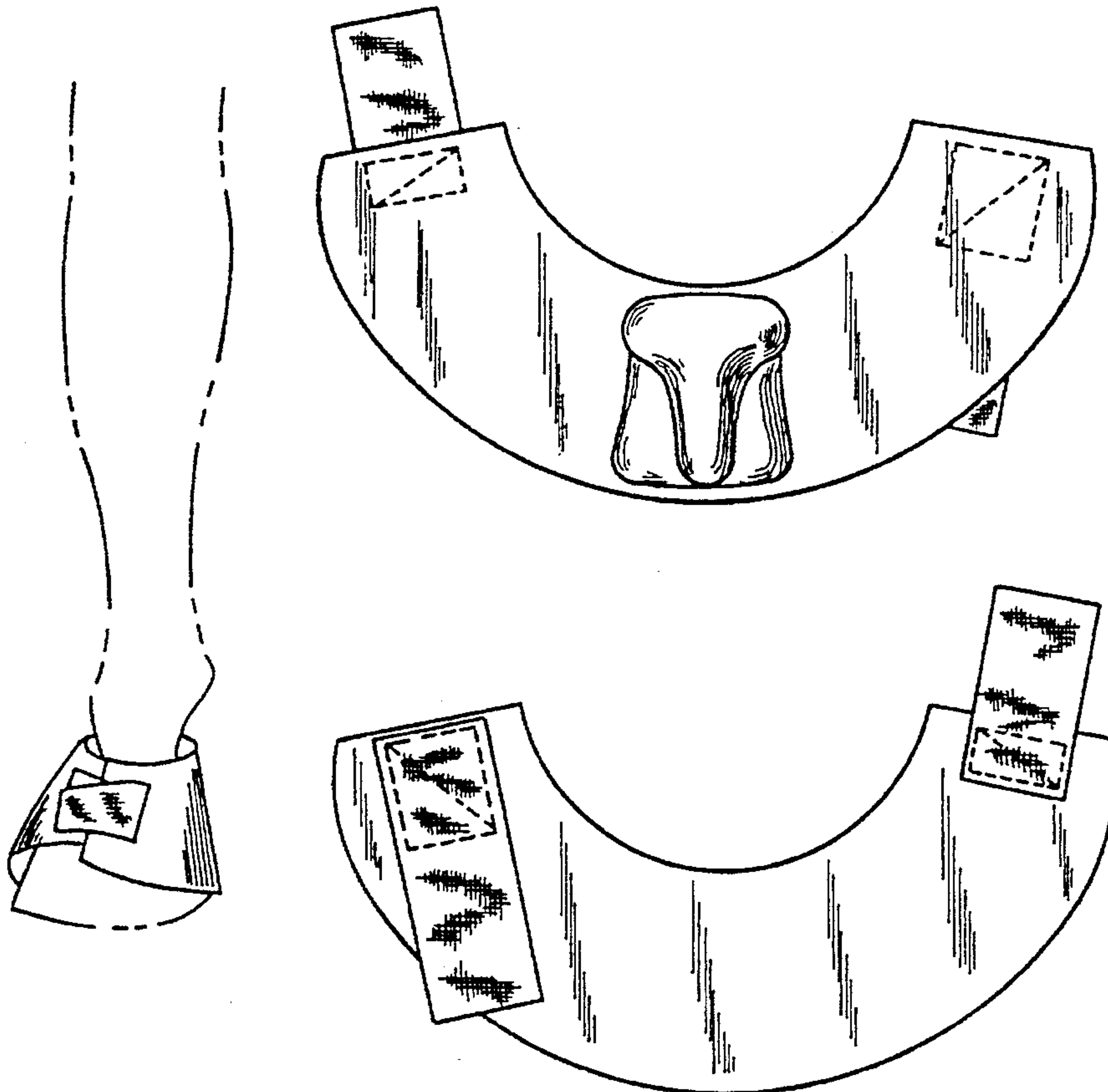




FIG. 1

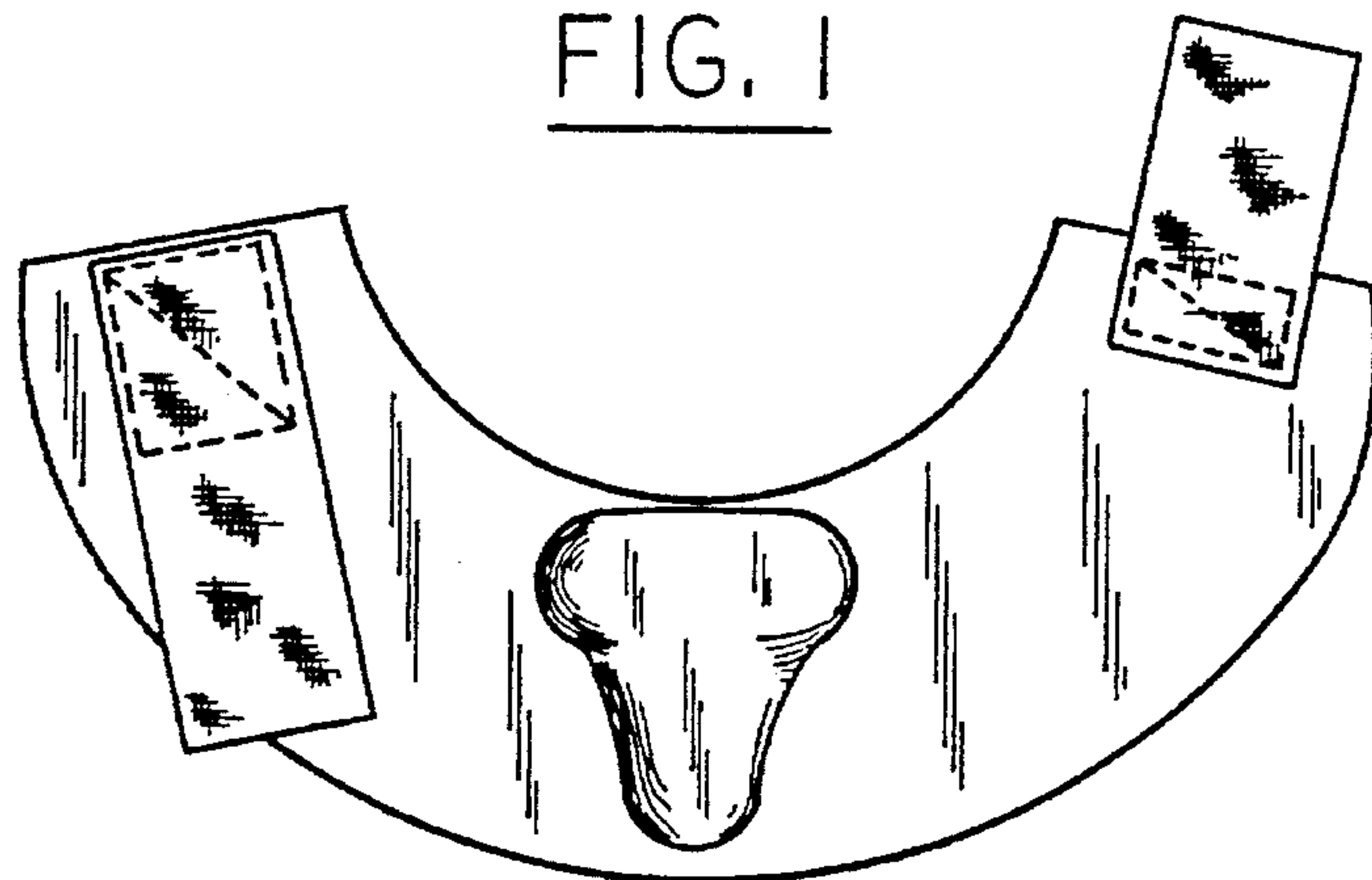


FIG. 2

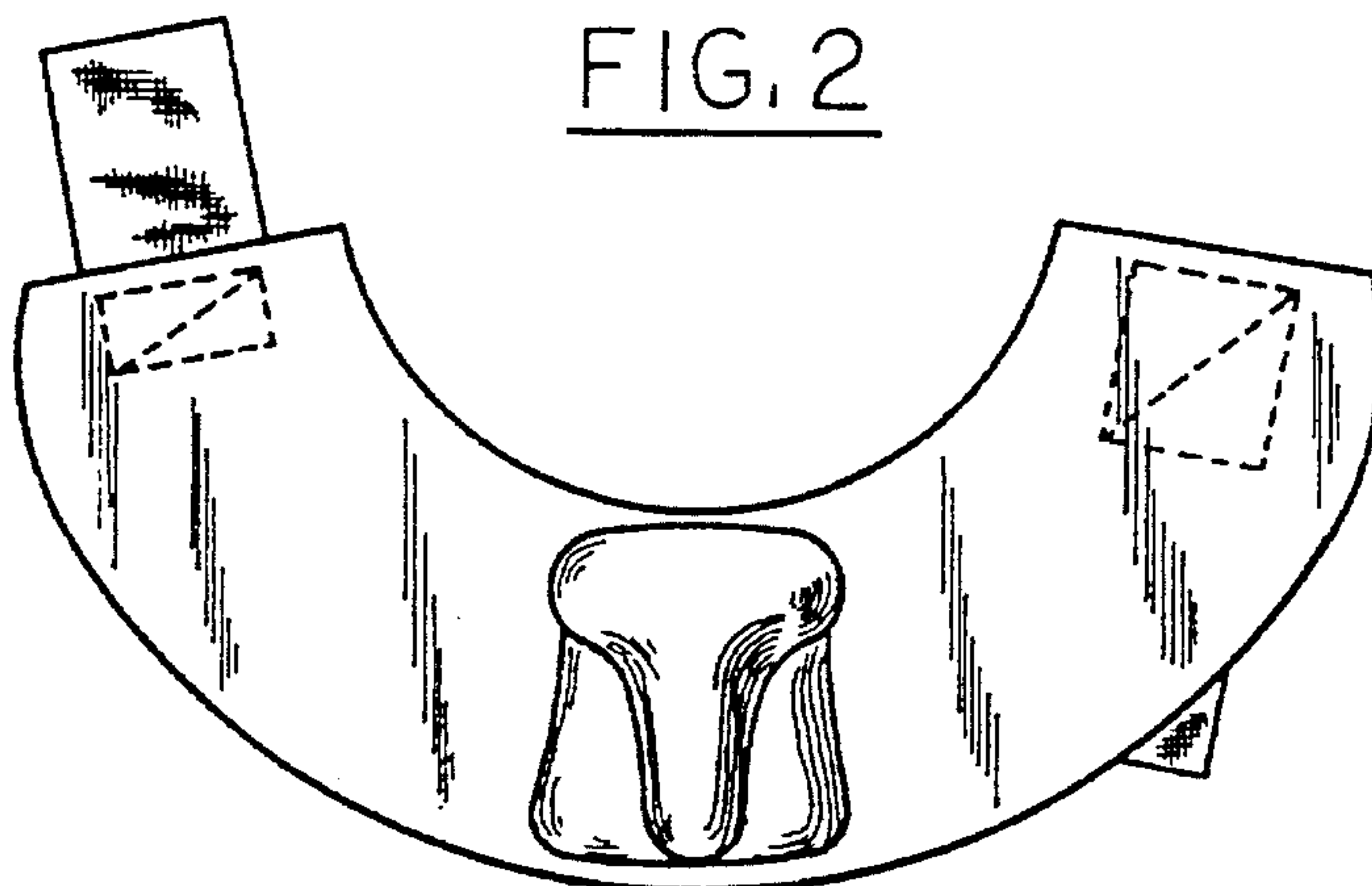


FIG. 3



FIG. 4



FIG. 5

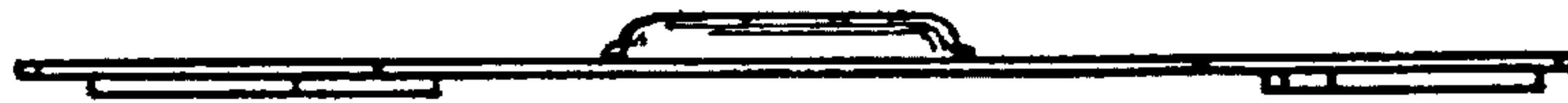


FIG. 6



FIG. 7

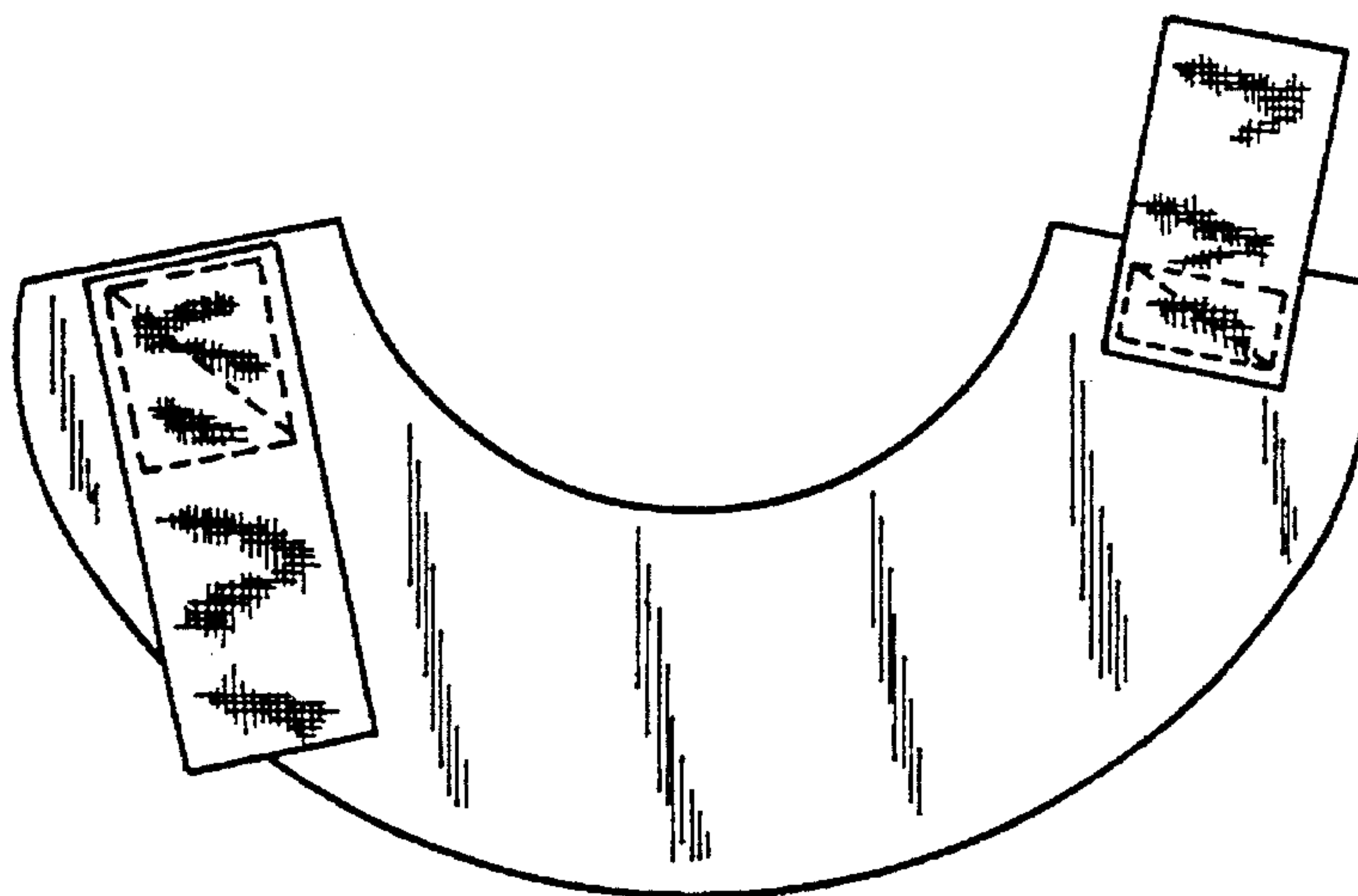


FIG. 8

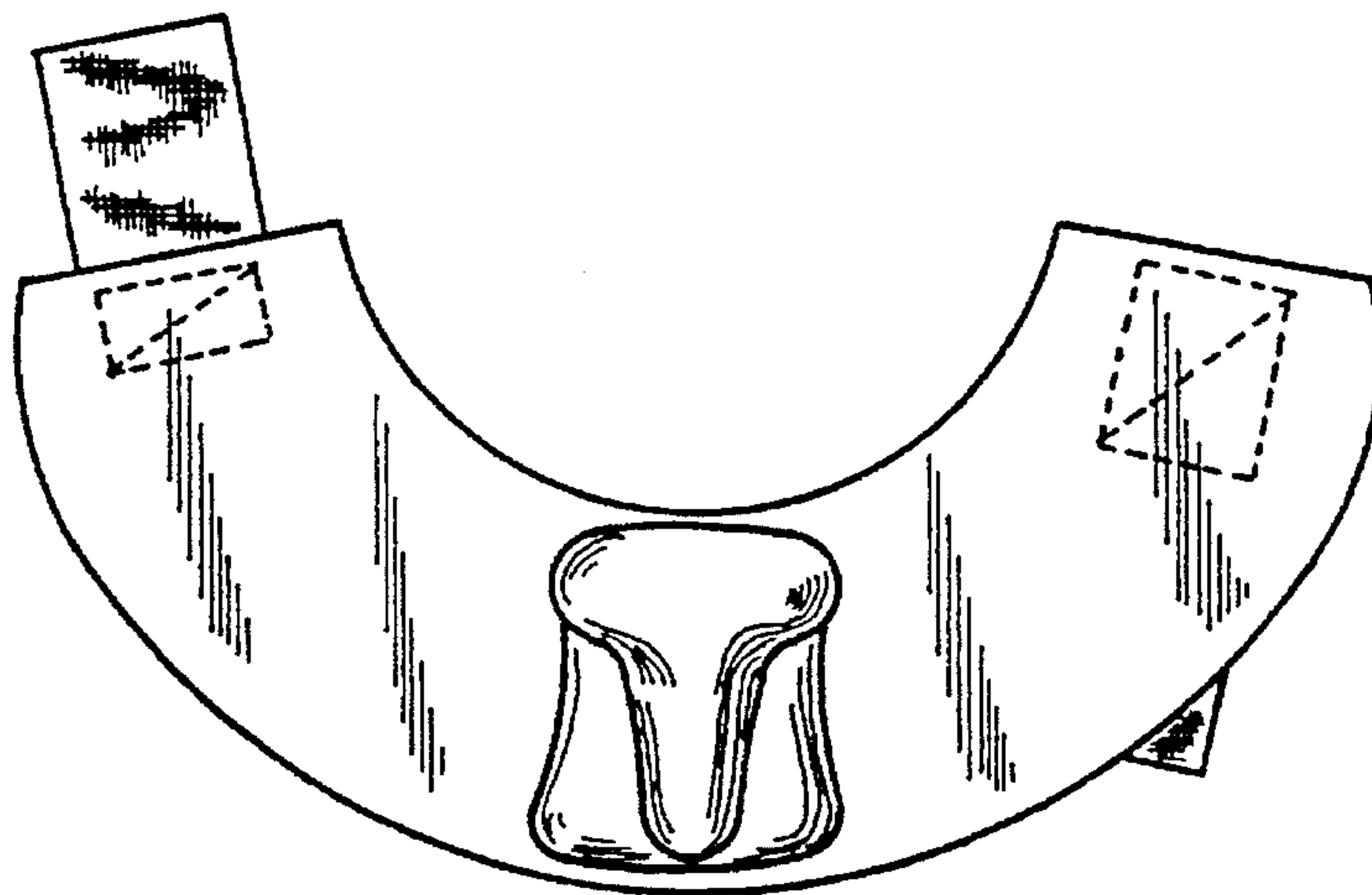


FIG. 9

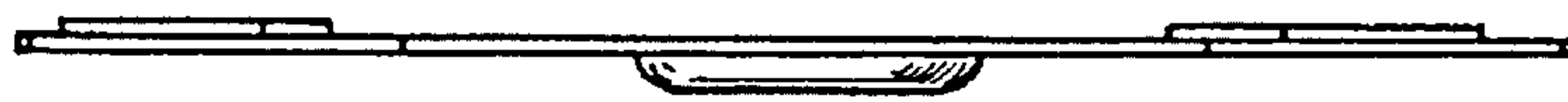


FIG. 10



FIG. 11



FIG. 12



FIG. 13