



US00D365854S

United States Patent [19]
Mathews

[11] **Patent Number:** **Des. 365,854**

[45] **Date of Patent:** ****Jan. 2, 1996**

[54] **SLIDE WHISTLE**

[75] Inventor: **John G. Mathews**, Providence, R.I.

[73] Assignee: **SRL, Inc.**, Wilmington, Del.

[**] Term: **14 Years**

[21] Appl. No.: **34,103**

[22] Filed: **Jan. 27, 1995**

[52] **U.S. Cl.** **D21/64; D10/119**

[58] **Field of Search** **D21/59, 64; D10/119;**
84/330; 446/204-206

[56] **References Cited**

U.S. PATENT DOCUMENTS

D. 128,476	7/1941	Berlin	D10/119
D. 158,194	4/1950	Horne	D21/64 X
D. 184,293	1/1959	Schwartz	D10/119
1,311,690	7/1919	Hakius	446/205
1,653,221	12/1927	May	D10/119

Primary Examiner—Dominic Simone
Attorney, Agent, or Firm—Fish & Richardson

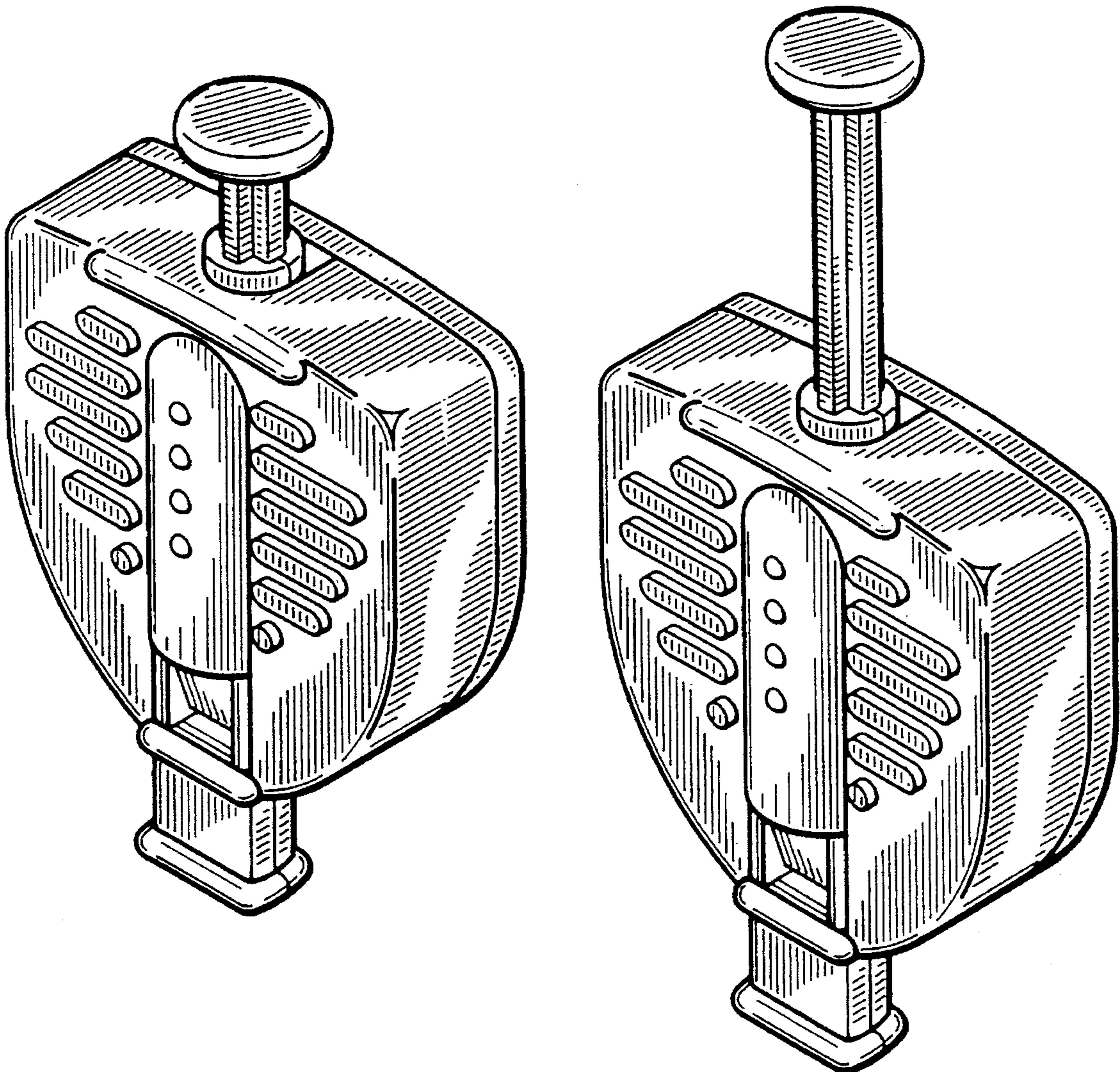
[57] **CLAIM**

The ornamental design for a slide whistle, as shown and described.

DESCRIPTION

FIG. 1 is a perspective view of a slide whistle;
FIG. 2 is a perspective view of the slide whistle of FIG. 1 with the slide stem in its extended position;
FIG. 3 is a front view of the slide whistle of FIG. 1;
FIG. 4 is a back view of the slide whistle of FIG. 1;
FIG. 5 is a left side view of the slide whistle of FIG. 1;
FIG. 6 is a right side view of the slide whistle of FIG. 1;
FIG. 7 is a top view of the slide whistle of FIG. 1; and,
FIG. 8 is a bottom view of the slide whistle of FIG. 1.

1 Claim, 2 Drawing Sheets



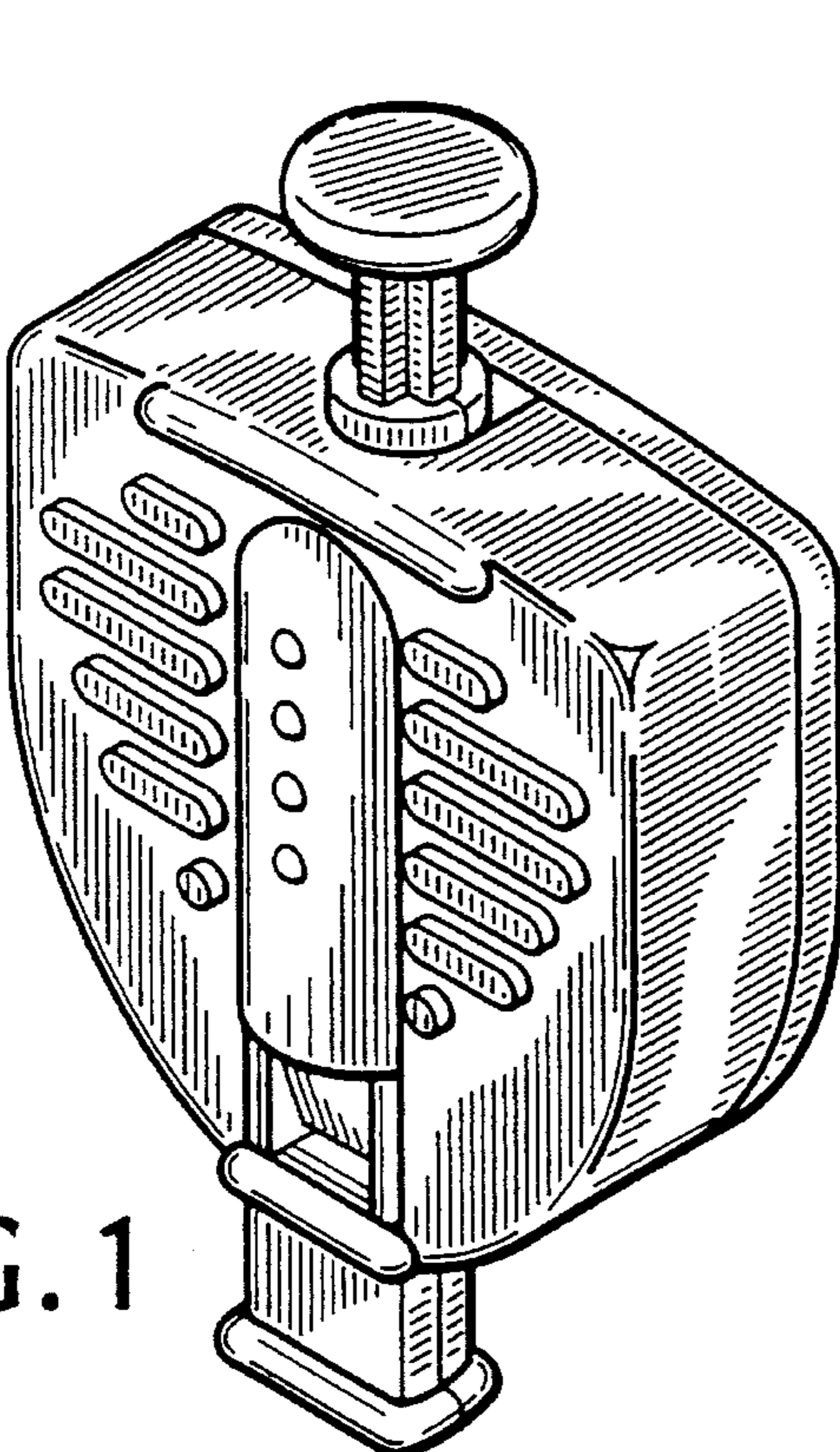


FIG. 1

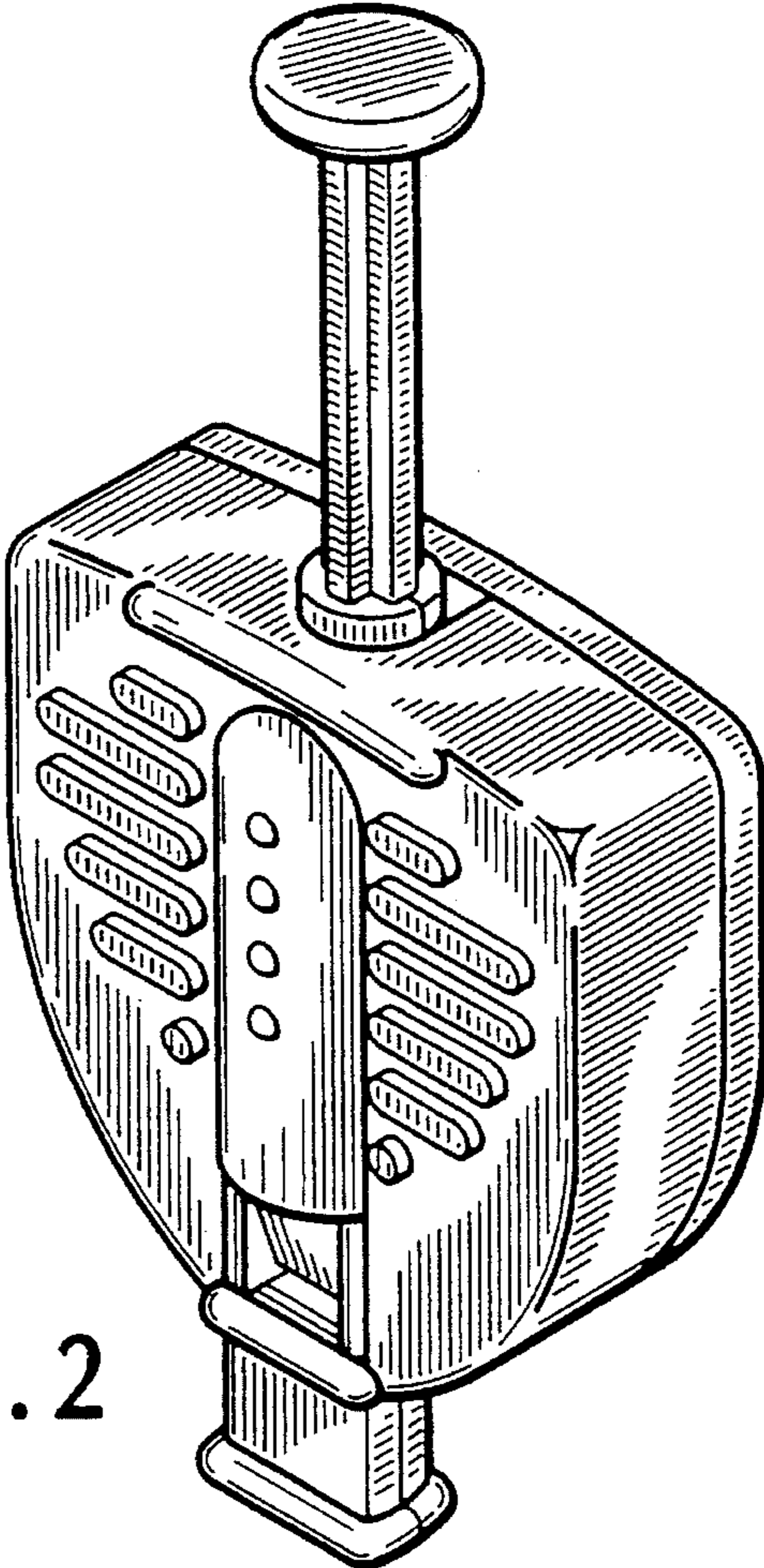


FIG. 2




FIG. 3




FIG. 4

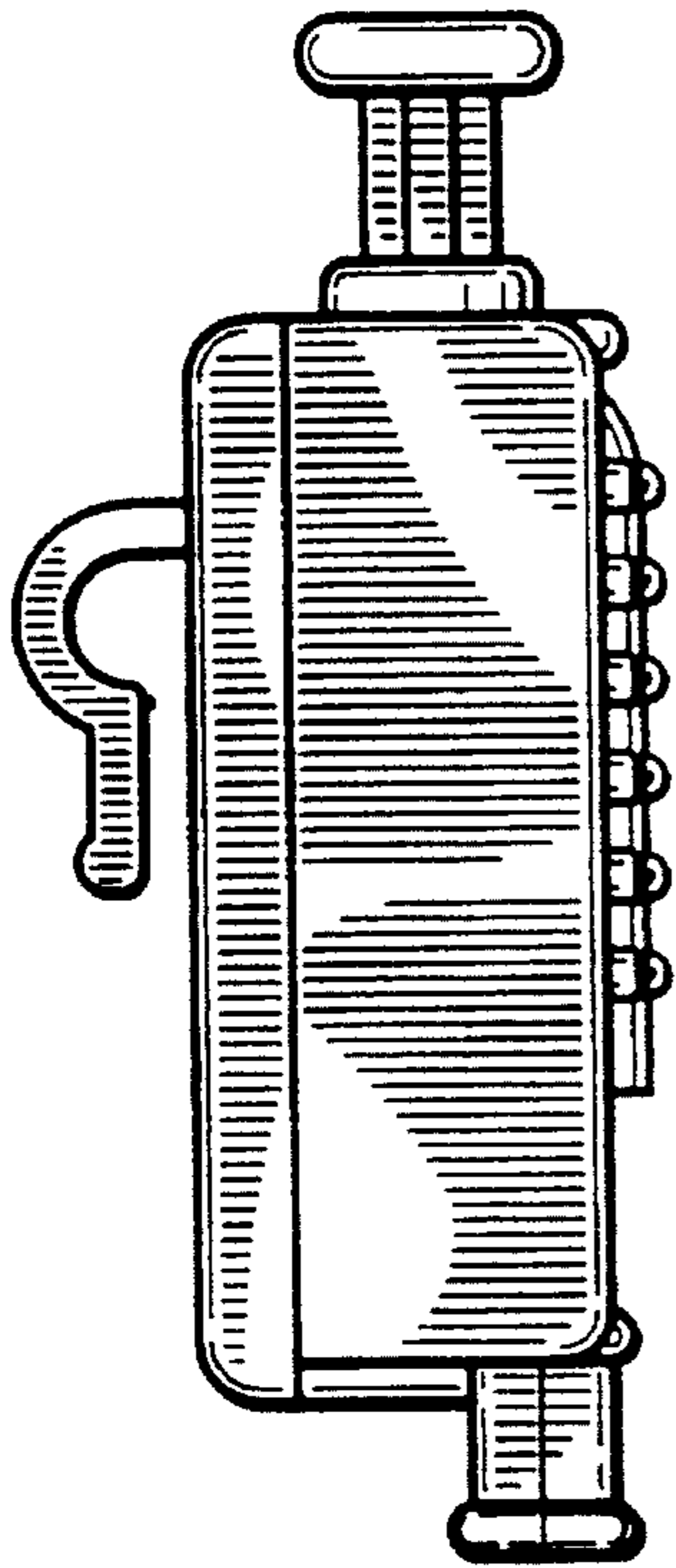


FIG. 5




FIG. 6




FIG. 7




FIG. 8