



US00D365853S

United States Patent [19]

[11] Patent Number: **Des. 365,853**

Zadro

[45] Date of Patent: ****Jan. 2, 1996**

[54] **PLATE FOR A GAMING TABLE**

D. 263,975 4/1982 Quiroga et al. D21/37

[75] Inventor: **Georg Zadro**, Baden, Austria

Primary Examiner—Terry A. Wallace
Attorney, Agent, or Firm—Friedrich Kueffner

[73] Assignee: **Casinos Austria Aktiengesellschaft**,
Vienna, Austria

[57] **CLAIM**

[**] Term: **14 Years**

The ornamental design for a plate for a gaming table, as shown and described.

[21] Appl. No.: **24,641**

DESCRIPTION

[22] Filed: **Jun. 17, 1994**

FIG. 1 is a top plan view of a plate for a gaming table showing my new design;

[30] **Foreign Application Priority Data**

FIG. 2 is a top plan view of an alternate embodiment of FIG. 1;

Dec. 22, 1993	[AT]	Austria	MU4007/93
Dec. 22, 1993	[AT]	Austria	MU4008/93
Dec. 22, 1993	[AT]	Austria	MU4009/93
Dec. 22, 1993	[AT]	Austria	MU4010/93
Dec. 22, 1993	[AT]	Austria	MU4011/93

FIG. 3 is a top plan view of an alternate embodiment of FIG. 1;

[52] **U.S. Cl.** **D21/37**

FIG. 4 is a top plan view of an alternate embodiment of FIG. 1; and,

[58] **Field of Search** D21/14, 25, 37;
D6/618; 273/274, 309

FIG. 5 is a top plan view of an alternate embodiment of FIG. 1.


The bottom views are planar and unornamented and the side views are of no appreciable thickness.

[56] **References Cited**

U.S. PATENT DOCUMENTS

D. 245,717 9/1977 Jessie D21/37 X

1 Claim, 5 Drawing Sheets



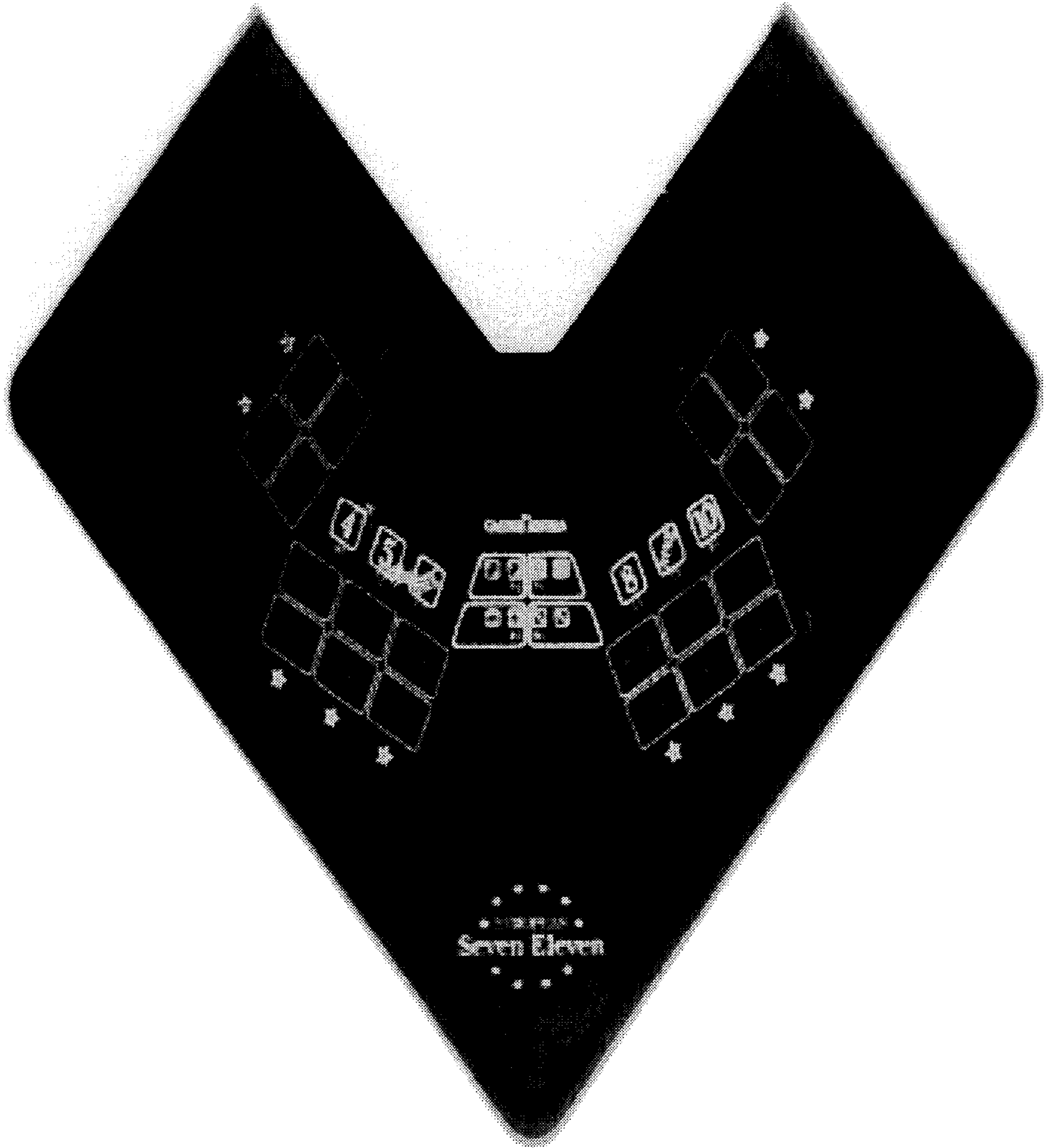


FIG. 1




FIG. 2

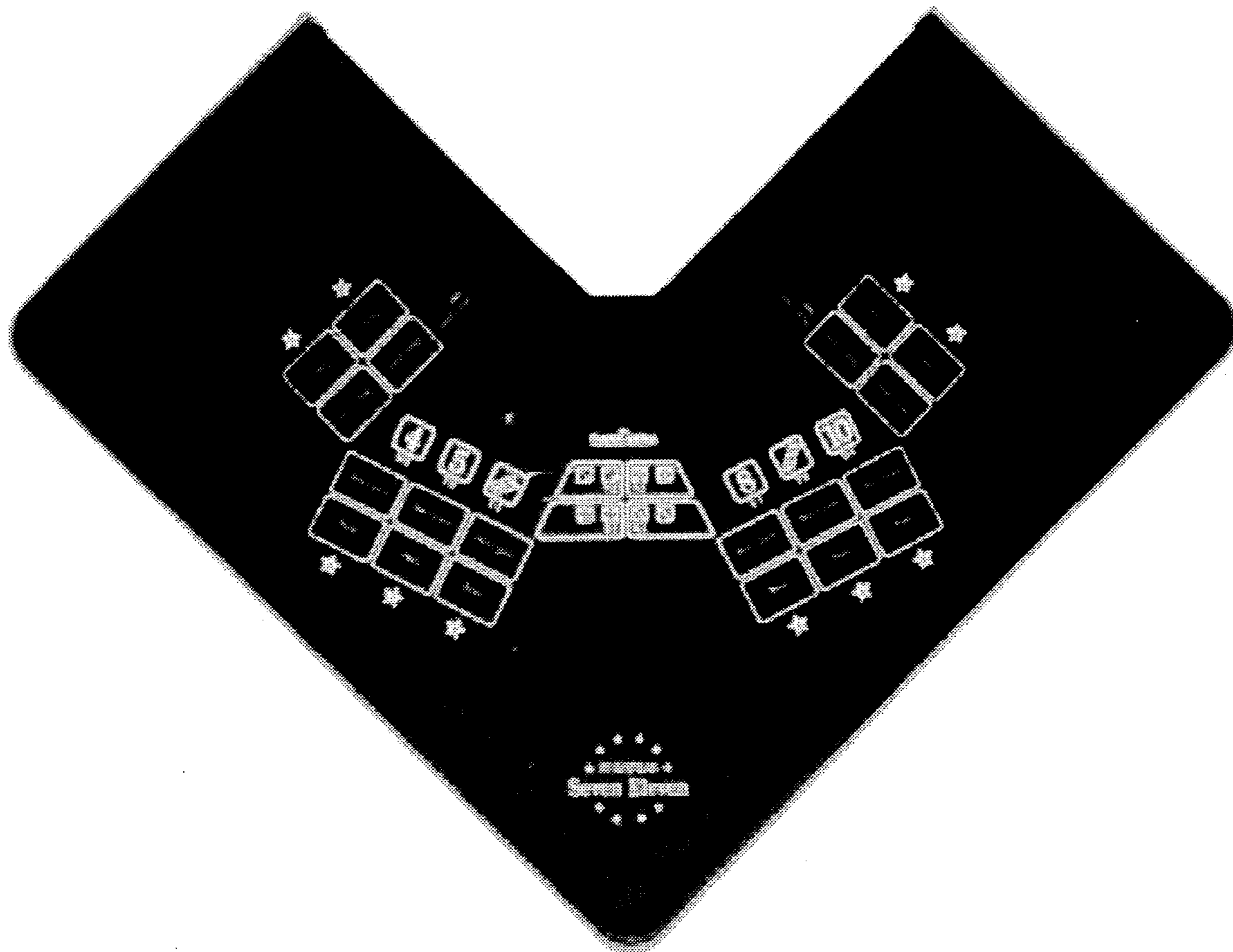


FIG. 3

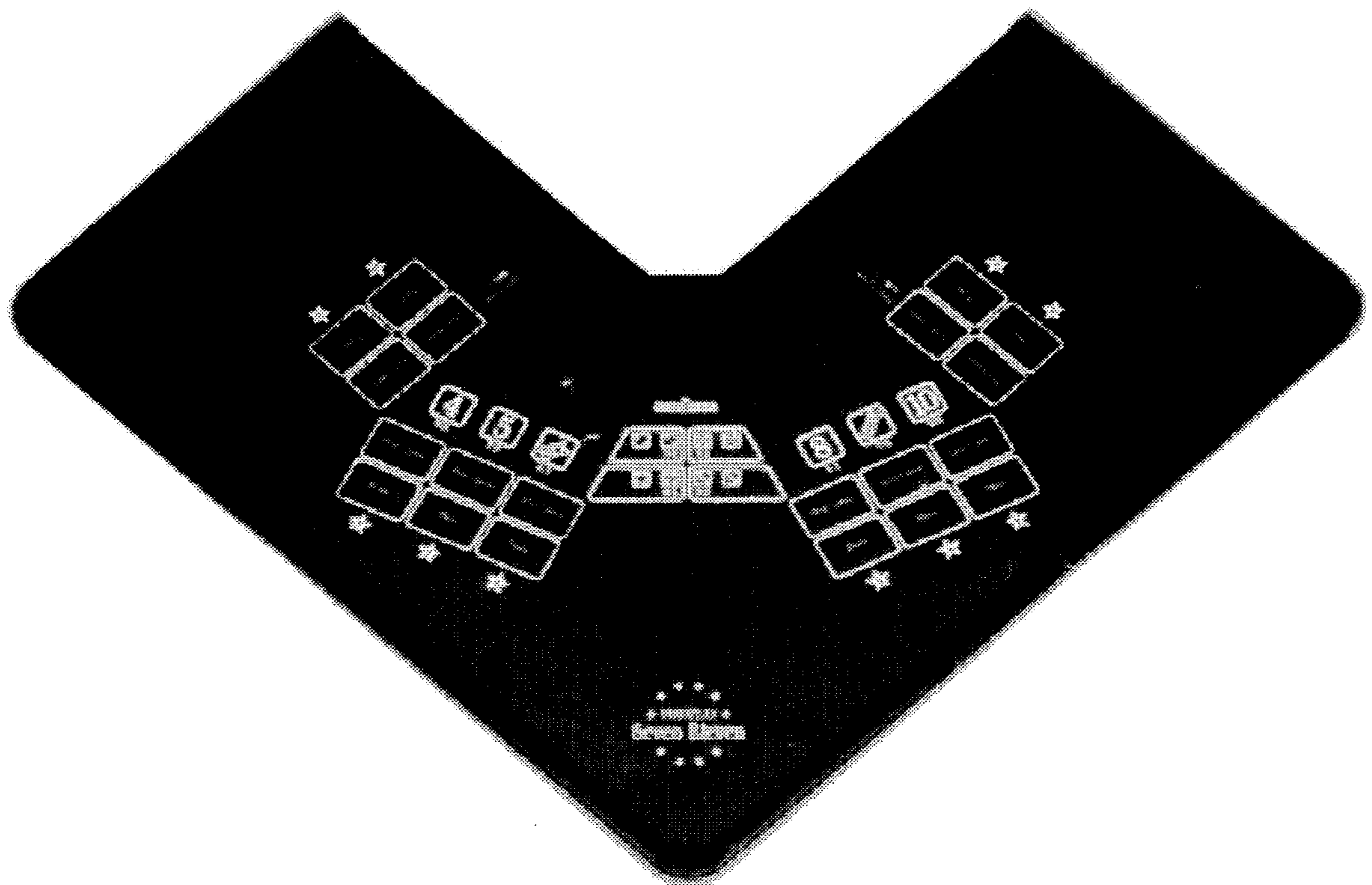


FIG. 4

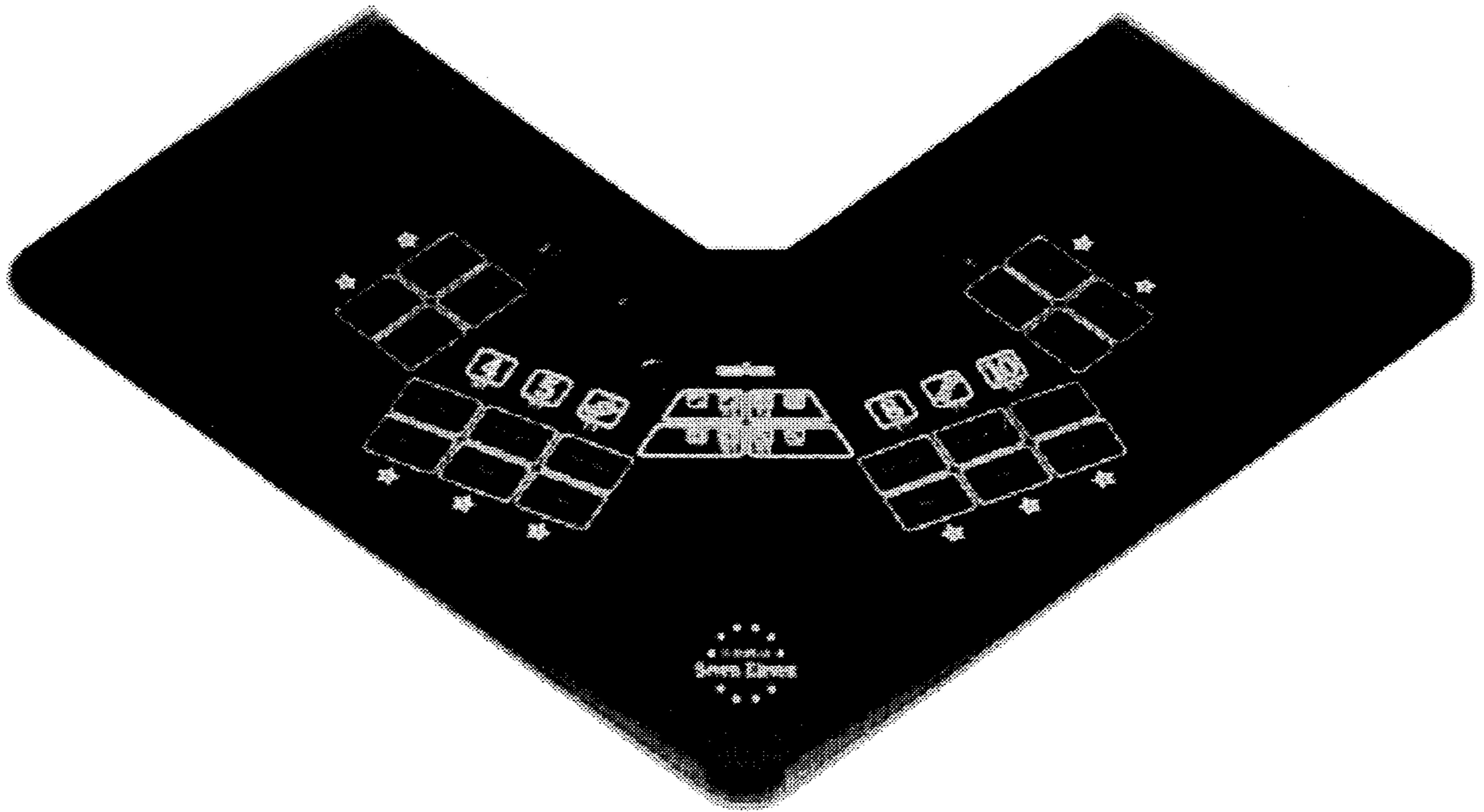


FIG. 5