



US00D365842S

United States Patent [19]

[11] **Patent Number: Des. 365,842**

Nakatsuka et al.

[45] **Date of Patent: **Jan. 2, 1996**

[54] **ELECTRONIC CALCULATOR**

[75] Inventors: **Hiroshi Nakatsuka**, Kokubunji; **Toru Suzuki**, Sagamihara, both of Japan

[73] Assignee: **Casio Computer Co., Ltd.**, Tokyo, Japan

[**] Term: **14 Years**

[21] Appl. No.: **32,438**

[22] Filed: **Dec. 19, 1994**

[52] U.S. Cl. **D18/7**

[58] **Field of Search** D14/100, 106,
D14/115; D18/2, 6, 7; 364/706, 707, 708.1,
709.01-709.16, 710

[56] **References Cited**

U.S. PATENT DOCUMENTS

D. 317,782	6/1991	Haneda	D18/1 X
D. 324,513	3/1992	Sakaguchi et al.	D18/7 X
D. 353,827	12/1994	Shigemura et al.	D18/2
D. 354,073	1/1995	Shigemura	D18/2
D. 355,166	2/1995	Sakaguchi et al.	D18/7 X

Primary Examiner—Alan P. Douglas
Assistant Examiner—S. Snapp
Attorney, Agent, or Firm—Frishauf, Holtz, Goodman,
Langer & Chick

[57] **CLAIM**

The ornamental design for an electronic calculator, as shown and described.

DESCRIPTION

FIG. 1 is a front elevational view of an electronic calculator showing our new design;
FIG. 2 is a right side elevational view thereof;
FIG. 3 is a left side elevational view thereof;
FIG. 4 is a top plan view thereof;
FIG. 5 is a bottom plan view thereof;
FIG. 6 is a rear elevational view thereof;
FIG. 7 is a perspective view thereof;
FIG. 8 is a front elevational view thereof with the cover closed; and,
FIG. 9 is a right side elevational view thereof with the cover closed.

1 Claim, 3 Drawing Sheets

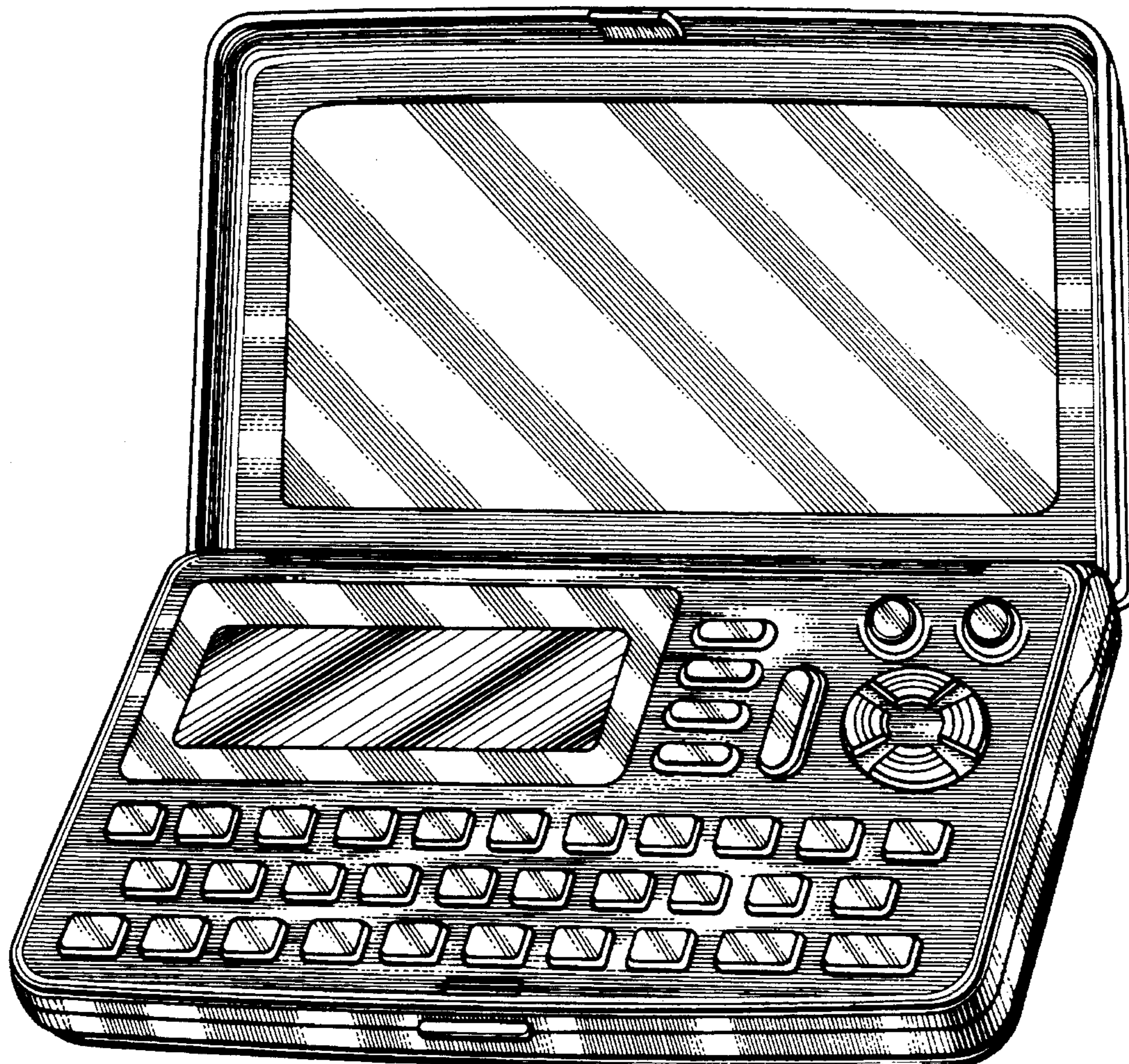


FIG. 4




FIG. 3



FIG. 1




FIG. 5




FIG. 6



FIG. 2



FIG. 8




FIG. 9




FIG. 7

