



US00D365824S

United States Patent [19]

[11] Patent Number: **Des. 365,824**

Danielson et al.

[45] Date of Patent: ****Jan. 2, 1996**

[54] **CRADLE FOR A TELEPHONE HANDSET**

[75] Inventors: **David C. Danielson**, Litchfield, Conn.; **Sonia M. Estevez-Alcolado**, Holmdel, N.J.; **Michael L. Moroze**, New Egypt, N.J.; **Daniel J. O'Donnell**, Flanders, N.J.; **Dhirendra M. Patel**, Jersey City, N.J.; **Robert T. Saizan**, Howell, N.J.; **David C. Stowers**, Nutley, N.J.; **Susan L. Tuttle**, East Windsor, N.J.

[73] Assignee: **AT&T Corp.**, Murray Hill, N.J.

[**] Term: **14 Years**

[21] Appl. No.: **31,719**

[22] Filed: **Dec. 5, 1994**

[52] U.S. Cl. **D14/253**; D14/149

[58] Field of Search D14/251, 253, D14/240, 140, 149, 150, 151, 142, 107, 114; D13/107, 108; 379/455, 454, 434-436, 419, 420, 428, 440

[56] **References Cited**

U.S. PATENT DOCUMENTS

D. 216,641 2/1970 Phillips D14/253
D. 275,482 9/1984 Coons et al. D13/108 X

D. 306,594 3/1990 Taylor D14/251 X
D. 313,221 12/1990 Skully et al. D13/108
D. 315,330 3/1991 Soren et al. D13/107
D. 343,841 2/1994 Hon et al. D14/240 X
D. 346,786 5/1994 Nagele et al. D13/108
D. 353,131 12/1994 Nagele D14/149 X
D. 354,287 1/1995 Tokiyama D14/149 X
D. 358,821 5/1995 Hellier et al. D14/253
4,782,528 11/1988 Inoue et al. D14/140 X
5,113,436 5/1992 Jarvela et al. 379/454 X

Primary Examiner—Jeffrey Asch
Attorney, Agent, or Firm—Samuel R. Williamson

[57] **CLAIM**

The ornamental design for a cradle for a telephone handset, as shown and described.

DESCRIPTION

FIG. 1 is a top, front and left side perspective view of a cradle for a telephone handset showing our new design; FIG. 2 is a front elevation view thereof; FIG. 3 is a rear elevation view thereof; FIG. 4 is a top plan view thereof; FIG. 5 is a bottom plan view thereof; and, FIG. 6 is a side elevation view thereof, the side opposite being a mirror image of the side shown.

1 Claim, 3 Drawing Sheets

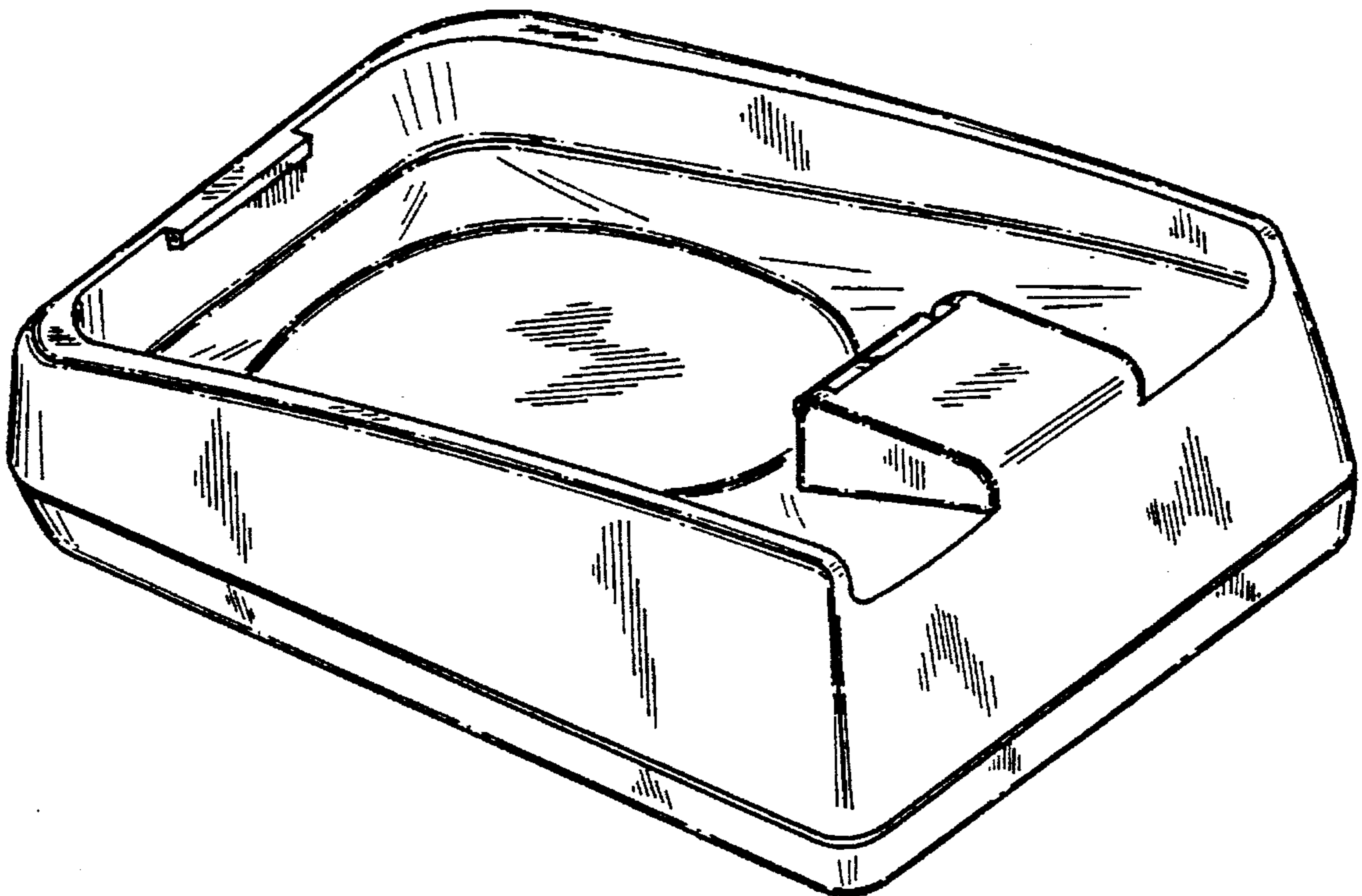


FIG. 1

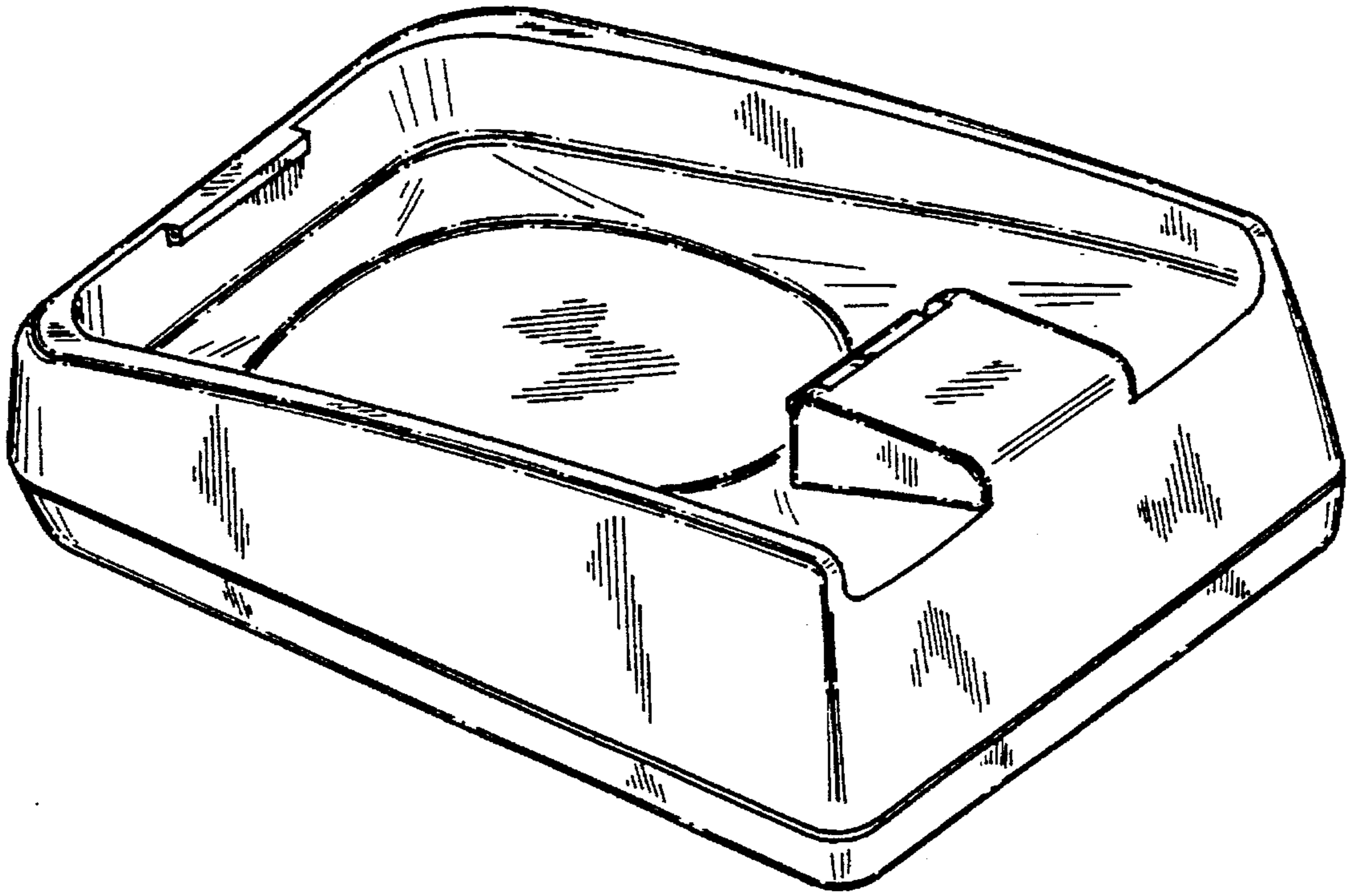


FIG. 2

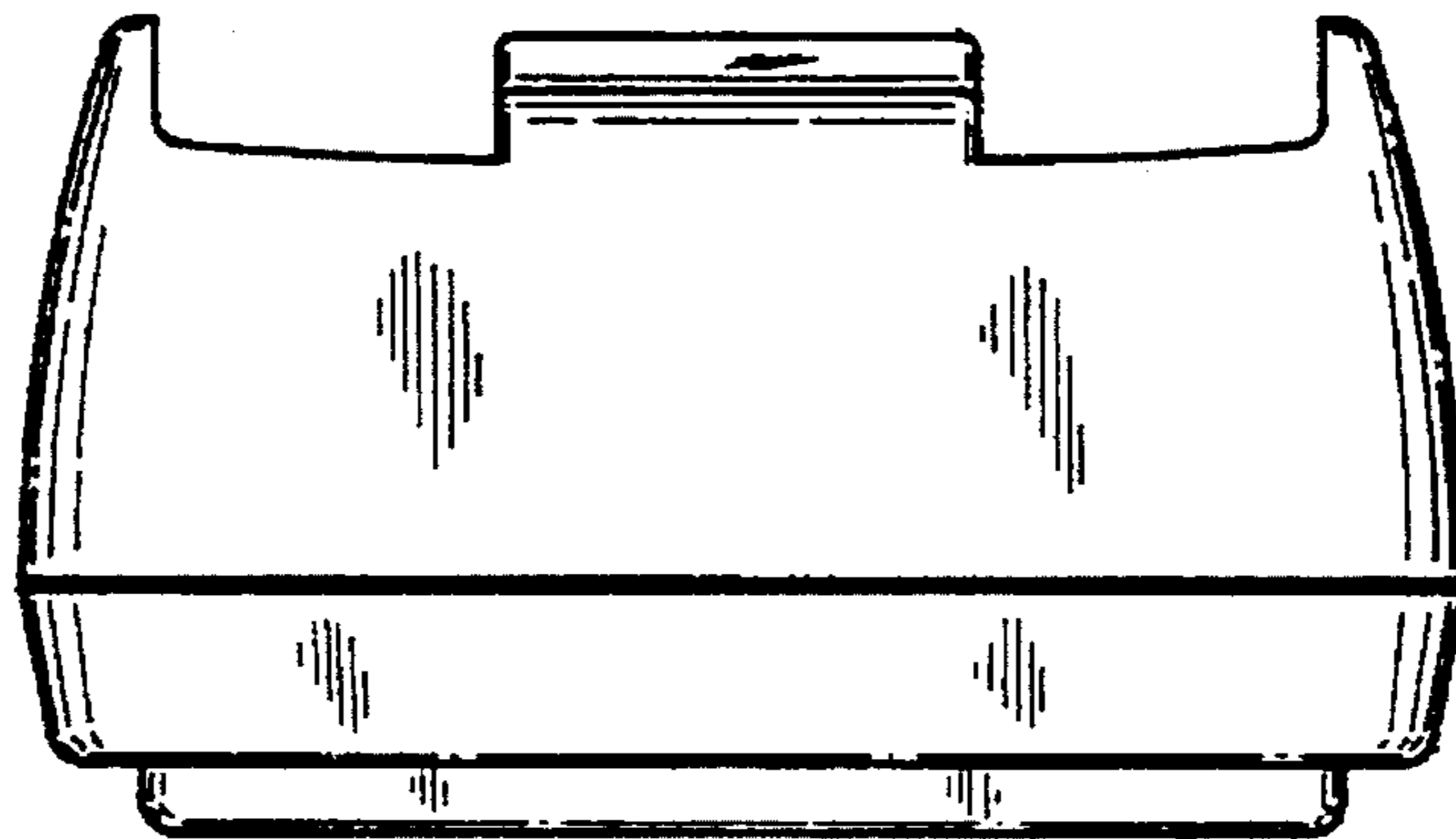


FIG. 3

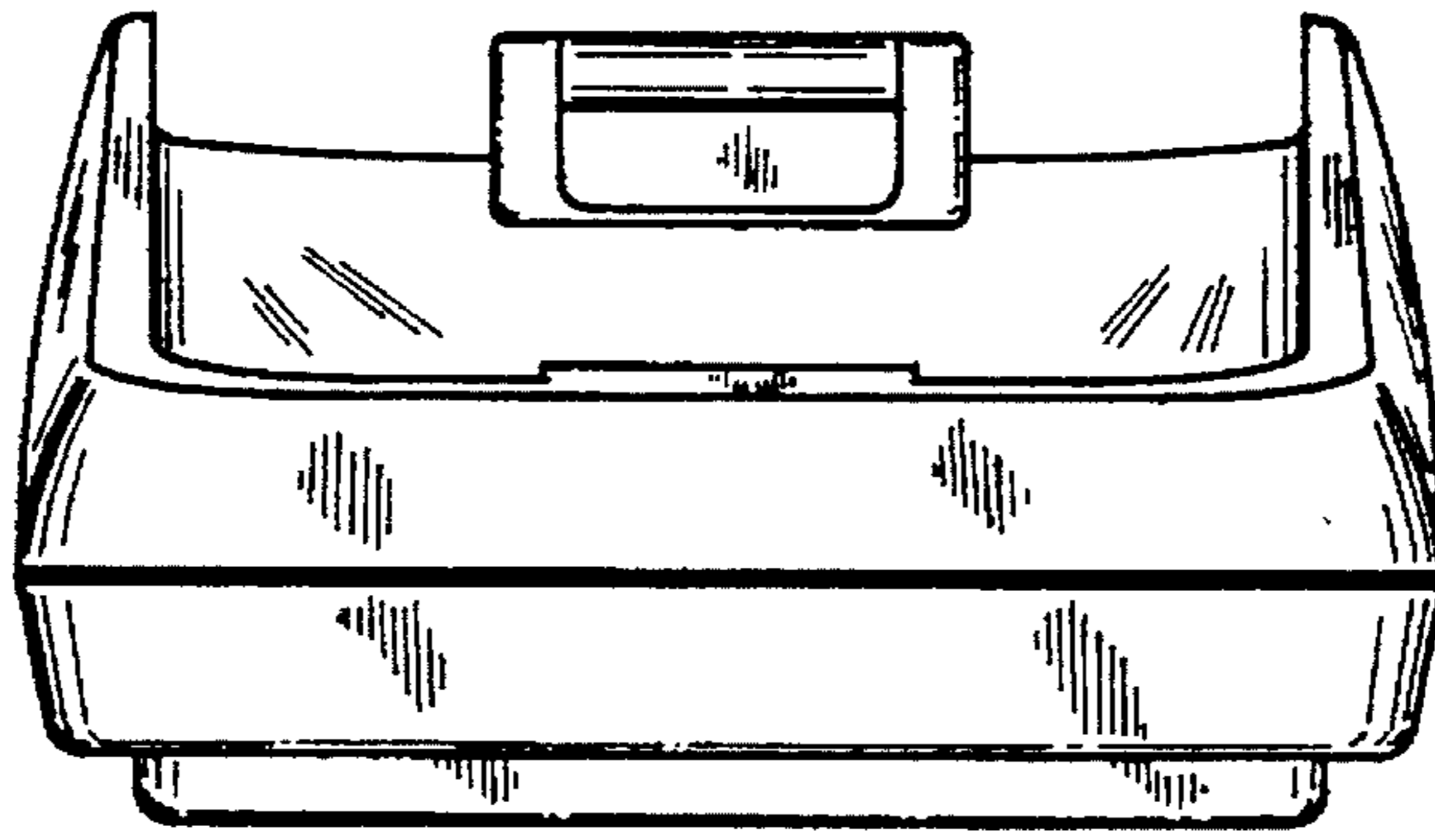


FIG. 4

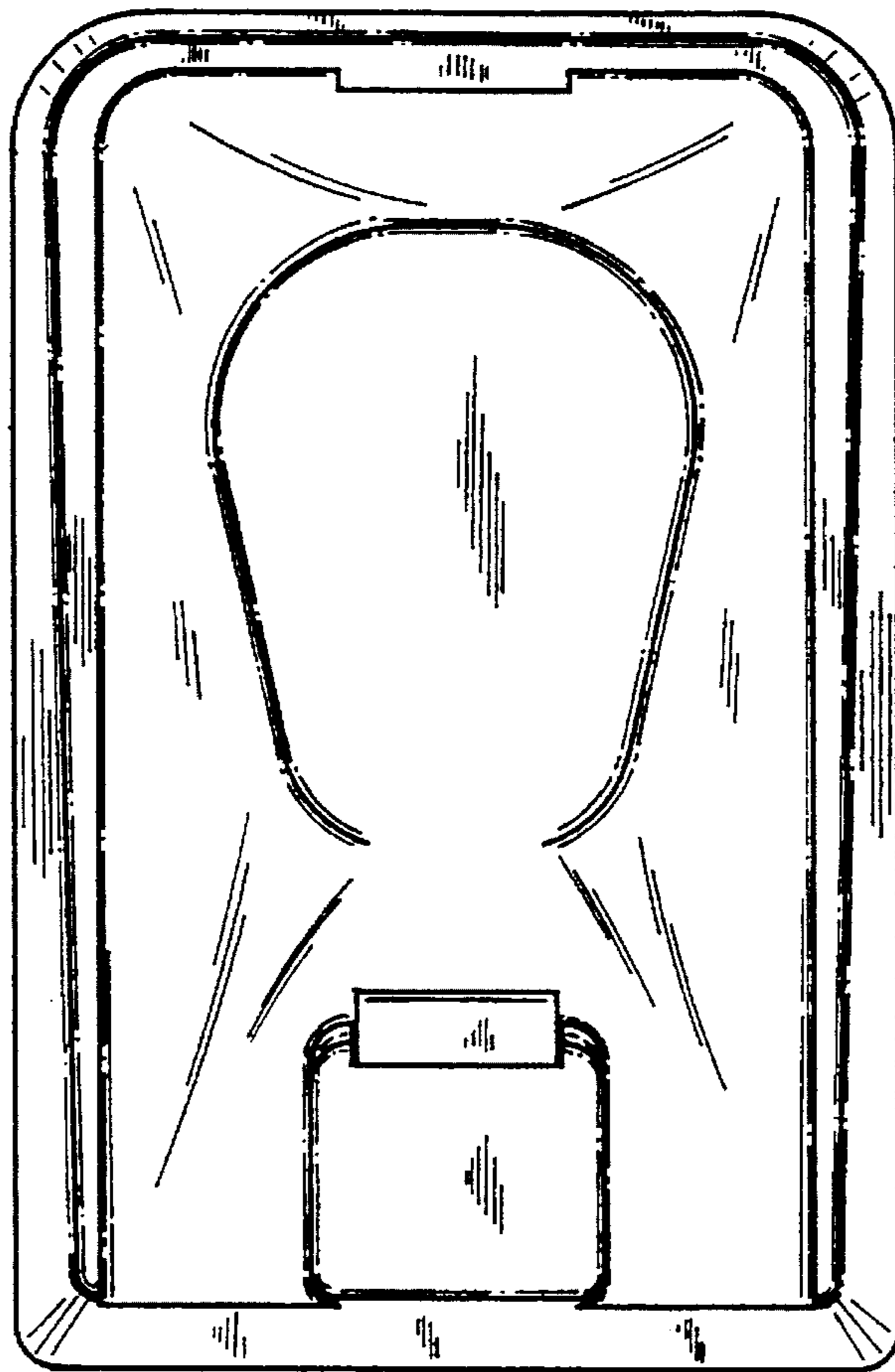


FIG. 5




FIG. 6

