



US00D365799S

United States Patent [19]

Murcheson

[11] Patent Number: **Des. 365,799**

[45] Date of Patent: ****Jan. 2, 1996**

[54] **COMBINED FIFTH WHEEL AND PLATE COVER**

[75] Inventor: **Gordon S. Murcheson**, Nanaimo, Canada

[73] Assignee: **Murcheson & Murcheson Contracting Ltd.**, Nanaimo, Canada

[**] Term: **14 Years**

[21] Appl. No.: **25,181**

[22] Filed: **Jul. 5, 1994**

[30] Foreign Application Priority Data

Jan. 11, 1994 [CA] Canada 1994-0042

[52] U.S. Cl. **D12/161**

[58] Field of Search D12/161; D6/610, D6/611; 250/432-434, 438.1, 476.1, 441; 150/154, 165-167

[56] References Cited

U.S. PATENT DOCUMENTS

D. 301,680 6/1989 Severson D12/161

3,251,609	5/1966	Daniels	350/434
4,251,089	2/1981	Skaggs	280/433
4,542,912	9/1985	St. Louis	280/433
4,752,081	6/1988	Reeners et al.	280/433
5,058,914	10/1991	Murcheson	280/433
5,417,308	5/1995	Hartl	280/433

Primary Examiner—A. Hugo Word
Assistant Examiner—M. Brown
Attorney, Agent, or Firm—Victor Flores

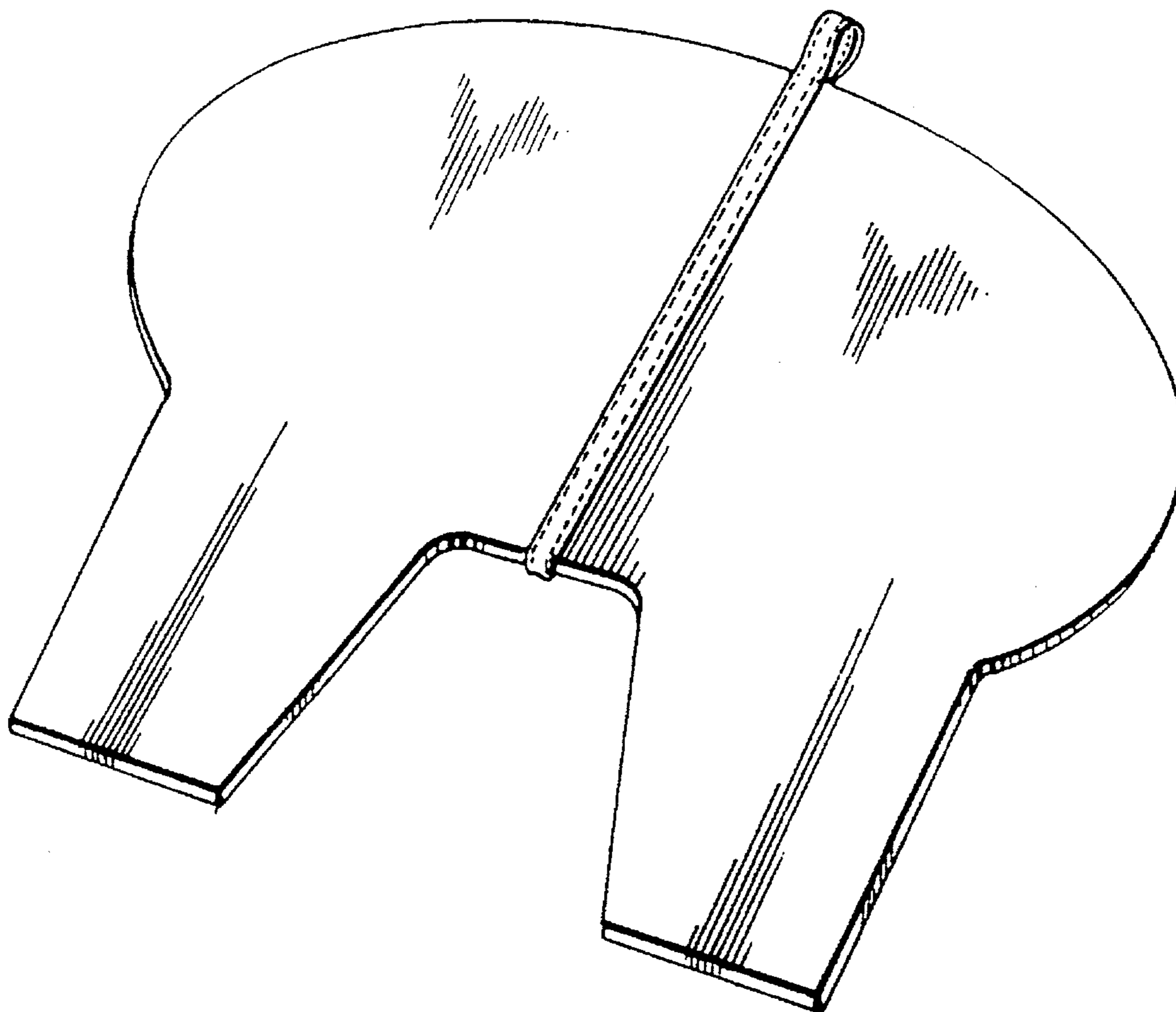
[57] CLAIM

The ornamental design for a combined fifth wheel and plate cover, as shown and described.

DESCRIPTION

FIG. 1 is a perspective view of a combined fifth wheel and plate cover showing my new design; FIG. 2 is a top plan view thereof; FIG. 3 is a front elevational view thereof, the rear view is a mirror image of that shown; FIG. 4 is a left side elevational view thereof; FIG. 5 is a right side elevational view thereof; and, FIG. 6 is a bottom plan view thereof.

1 Claim, 1 Drawing Sheet



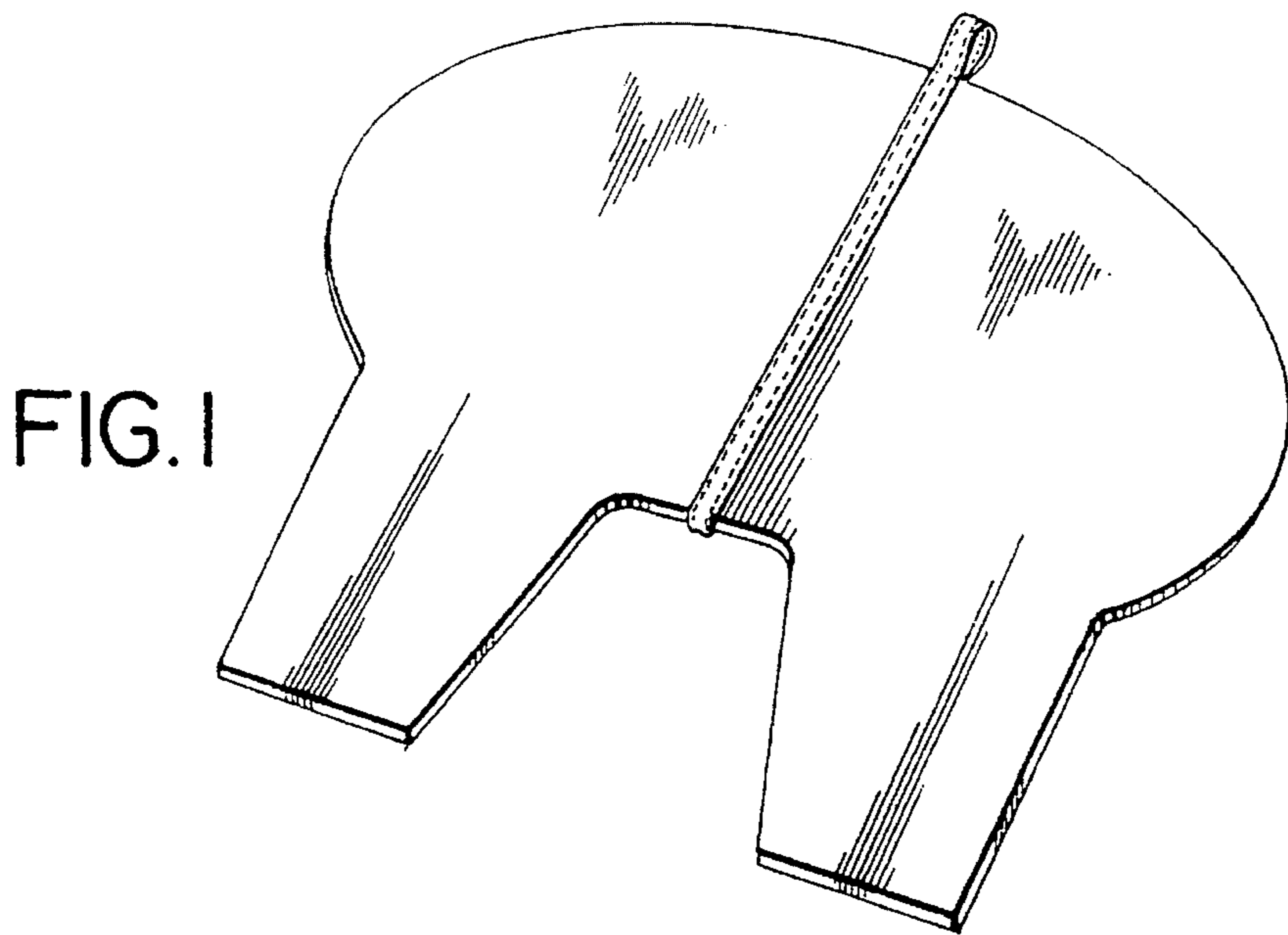


FIG. 1



FIG. 2

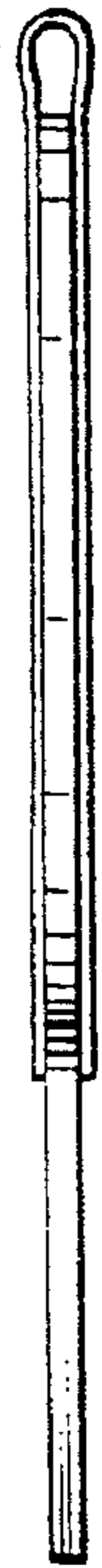


FIG. 4

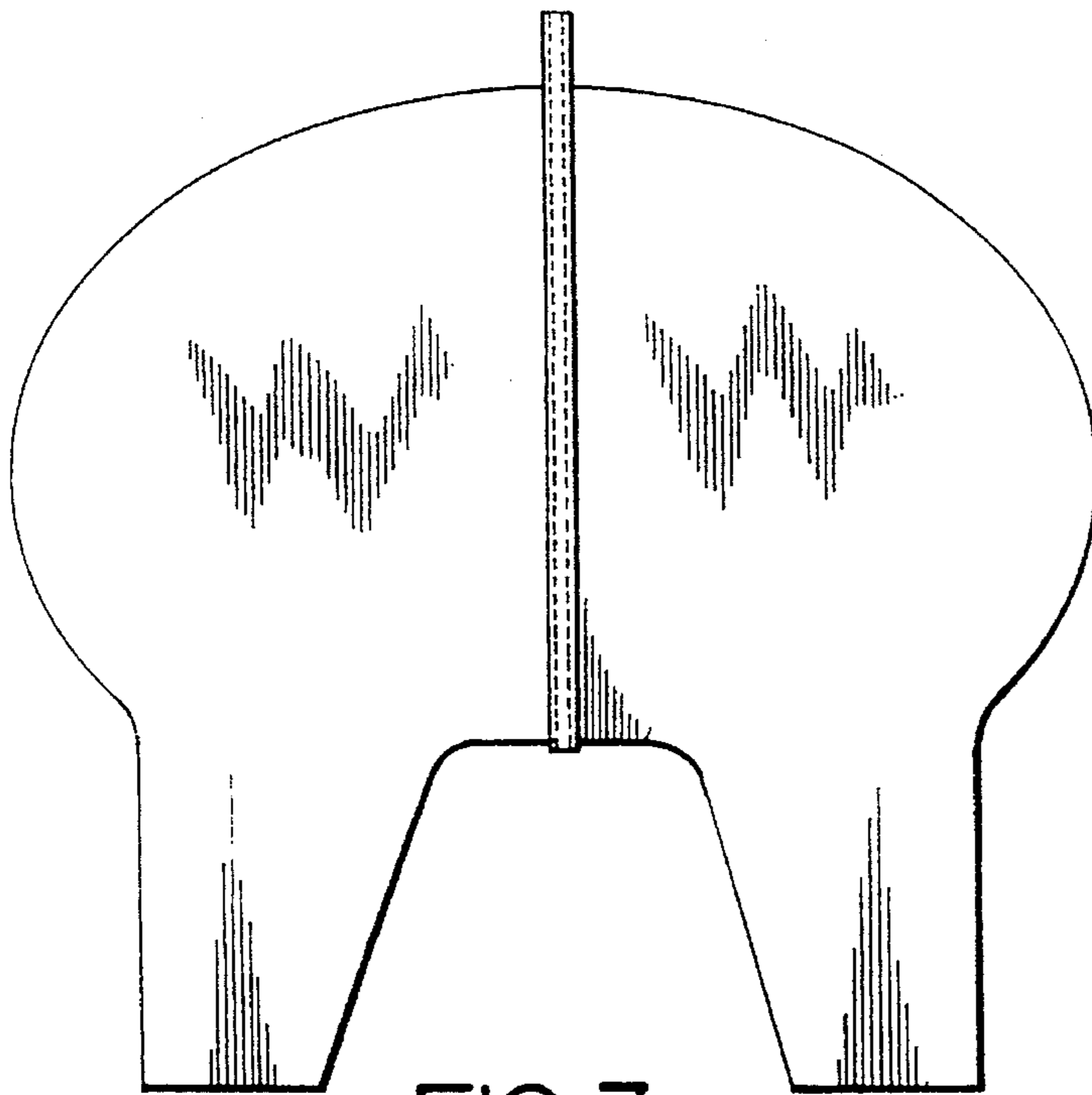


FIG. 3



FIG. 5



FIG. 6