



US00D365776S

United States Patent [19]

[11] Patent Number: **Des. 365,776**

Huang

[45] Date of Patent: ****Jan. 2, 1996**

[54] BELL

D. 338,167 8/1993 Huang D10/116

D. 338,421 8/1993 Huang D10/116

D. 354,247 1/1995 Huang D10/116

[76] Inventor: **Chung-Shyan Huang**, No. 1-1, Chang Mar Street, Hsiu Shui Hsiang, Chang Hua Hsien, Taiwan

Primary Examiner—Ralf Seifert
Attorney, Agent, or Firm—Charles E. Baxley

[**] Term: **14 Years**

[57] CLAIM

[21] Appl. No.: **29,735**

The ornamental design for a bell, as shown and described.

[22] Filed: **Oct. 14, 1994**

DESCRIPTION

[52] U.S. Cl. **D10/116; D11/82**

[58] Field of Search D10/116; D11/67,
D11/1-2, 81, 82, 84, 87, 100, 101, 106;
D3/211

FIG. 1 is a perspective view of a bell showing my new design;

FIG. 2 is a front elevational view thereof;

FIG. 3 is a rear elevational view thereof;

FIG. 4 is a top plan view thereof;

FIG. 5 is a bottom plan view thereof; and,

FIG. 6 is a left side elevational view thereof, the right side being a mirror image of that shown.

[56] References Cited


U.S. PATENT DOCUMENTS

22,321 4/1893 Heinz D11/84

D. 331,720 12/1992 Shyan D10/116

D. 335,831 5/1993 Chen D10/116

1 Claim, 1 Drawing Sheet






Fig 2

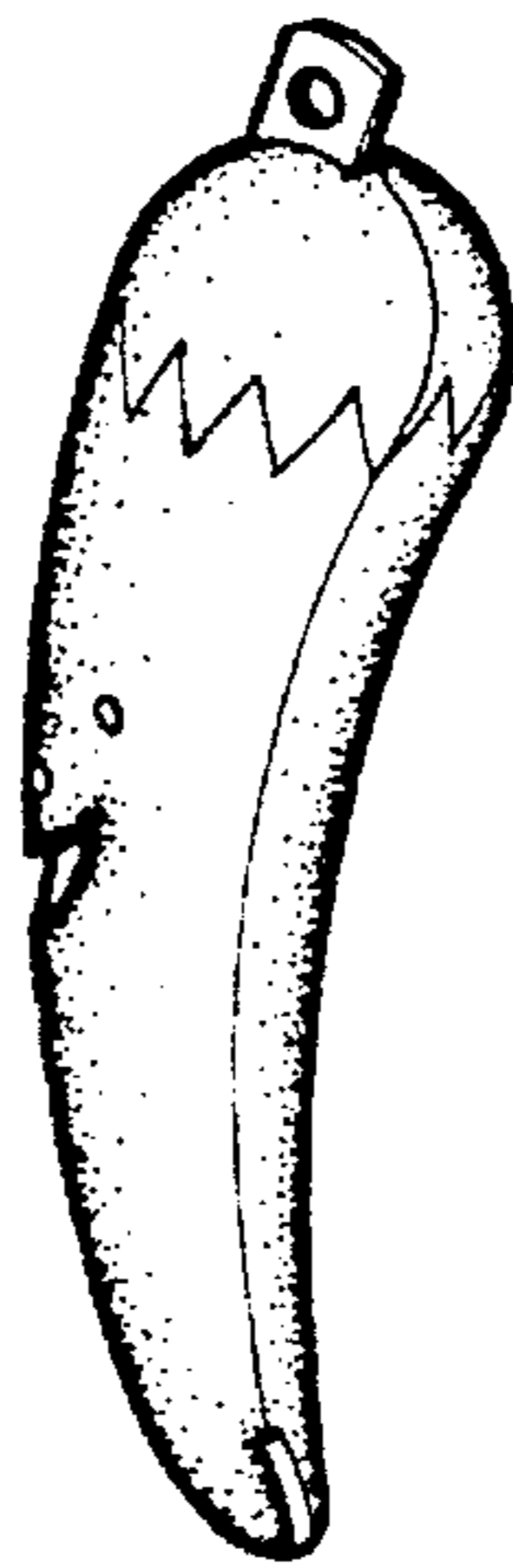


Fig 1



Fig 3



Fig 6

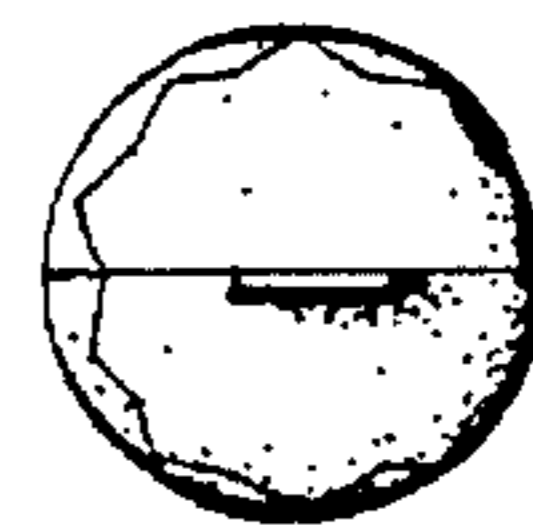


Fig 4

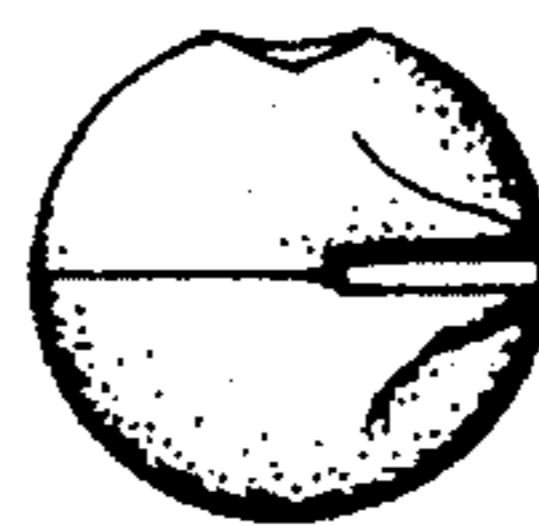


Fig 5