



US00D365754S

United States Patent [19] Plassier

[11] Patent Number: **Des. 365,754**
[45] Date of Patent: ****Jan. 2, 1996**

[54] WATCH CASE

[75] Inventor: **Stephane Plassier**, Paris, France
[73] Assignee: **Swatch S.A.**, Bienne, Switzerland
[**] Term: **14 Years**

[21] Appl. No.: **19,242**

[22] Filed: **Feb. 25, 1994**

[52] U.S. Cl. **D9/423**; D9/418; D9/432

[58] Field of Search D9/418, 423, 432,
D9/415, 422, 424, 337; D3/201, 204, 205,
263, 273, 903; 206/301, 18, 70, 6.1, 44.11,
44.14, 592, 486; D28/82, 83

[56] References Cited

U.S. PATENT DOCUMENTS

D. 46,050	7/1914	Fieseler	D9/423
D. 275,900	10/1984	Spector	D28/82
D. 336,612	6/1993	Miller et al.	D9/424 X
D. 340,408	10/1993	Hirsch	D9/418
D. 346,960	5/1994	Bennett	D9/418
1,909,020	5/1933	Shields	206/301 X
3,365,056	1/1968	Mandel	206/301 X
3,910,410	10/1975	Shaw	206/486 X
4,094,409	6/1978	Spranger et al.	206/301 X

OTHER PUBLICATIONS

Swiss Watch & Jewelry Journal, 1981 Cat. p. 187.
Swiss Watch & Jewelry Journal 2-1984, p. 306.

Primary Examiner—Prabhakar G. Deshmukh
Attorney, Agent, or Firm—McGlew and Tuttle

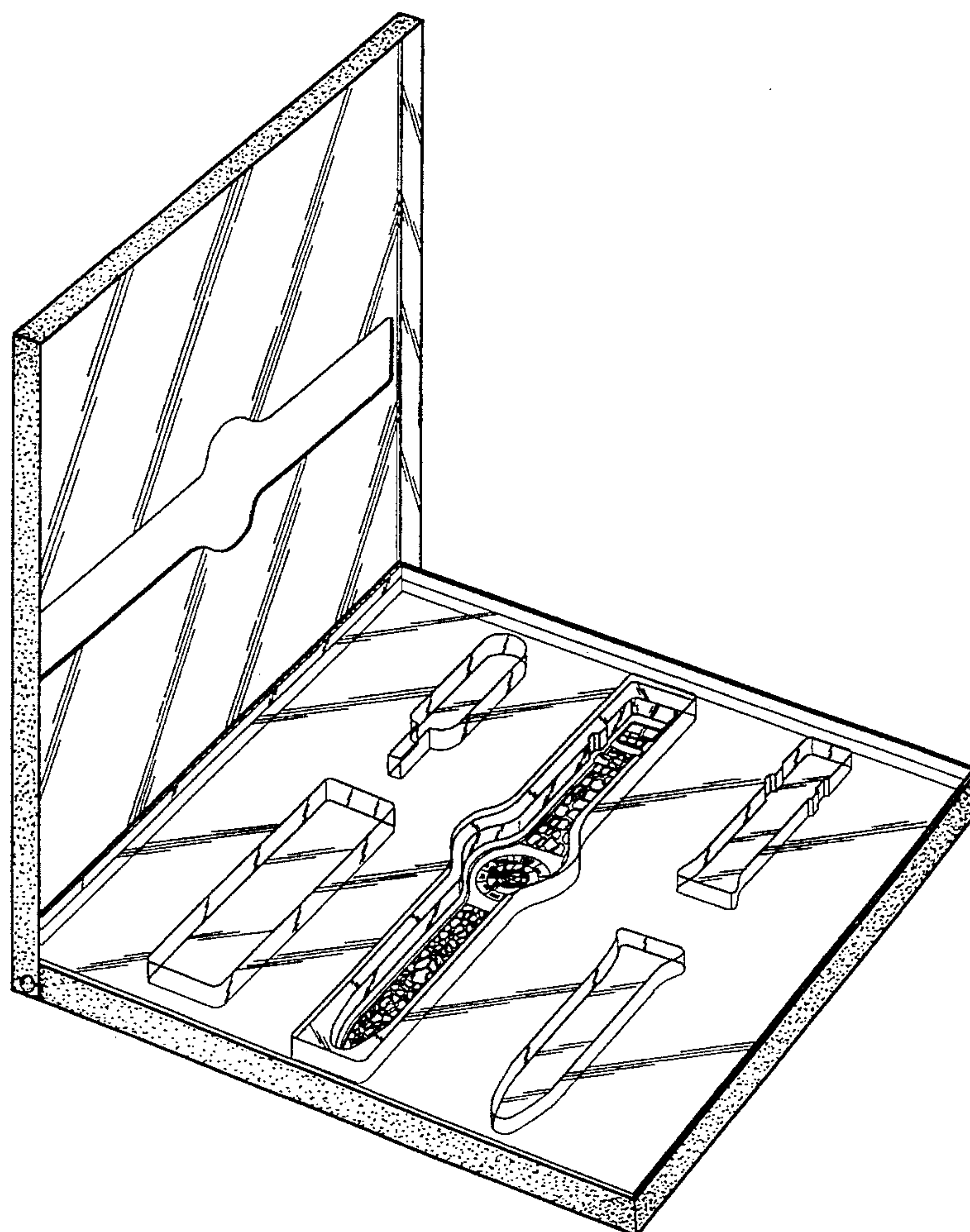
[57] CLAIM

The ornamental design for a watch case, as shown and described.

DESCRIPTION

FIG. 1 is a perspective view of a watch case showing my new design;
FIG. 2 is a perspective view thereof; without the interior case therein;
FIG. 3 is a top plan view thereof;
FIG. 4 is a bottom plan view thereof;
FIG. 5 is a perspective view thereof; in an open position;
FIG. 6 is a perspective view thereof; in an open position and without the interior case therein;
FIG. 7 is a left side elevational view of FIG. 1;
FIG. 8 is a front elevational view of FIG. 1;
FIG. 9 is a rear elevational view of FIG. 1; and,
FIG. 10 is a right side elevational view of FIG. 1.

1 Claim, 7 Drawing Sheets



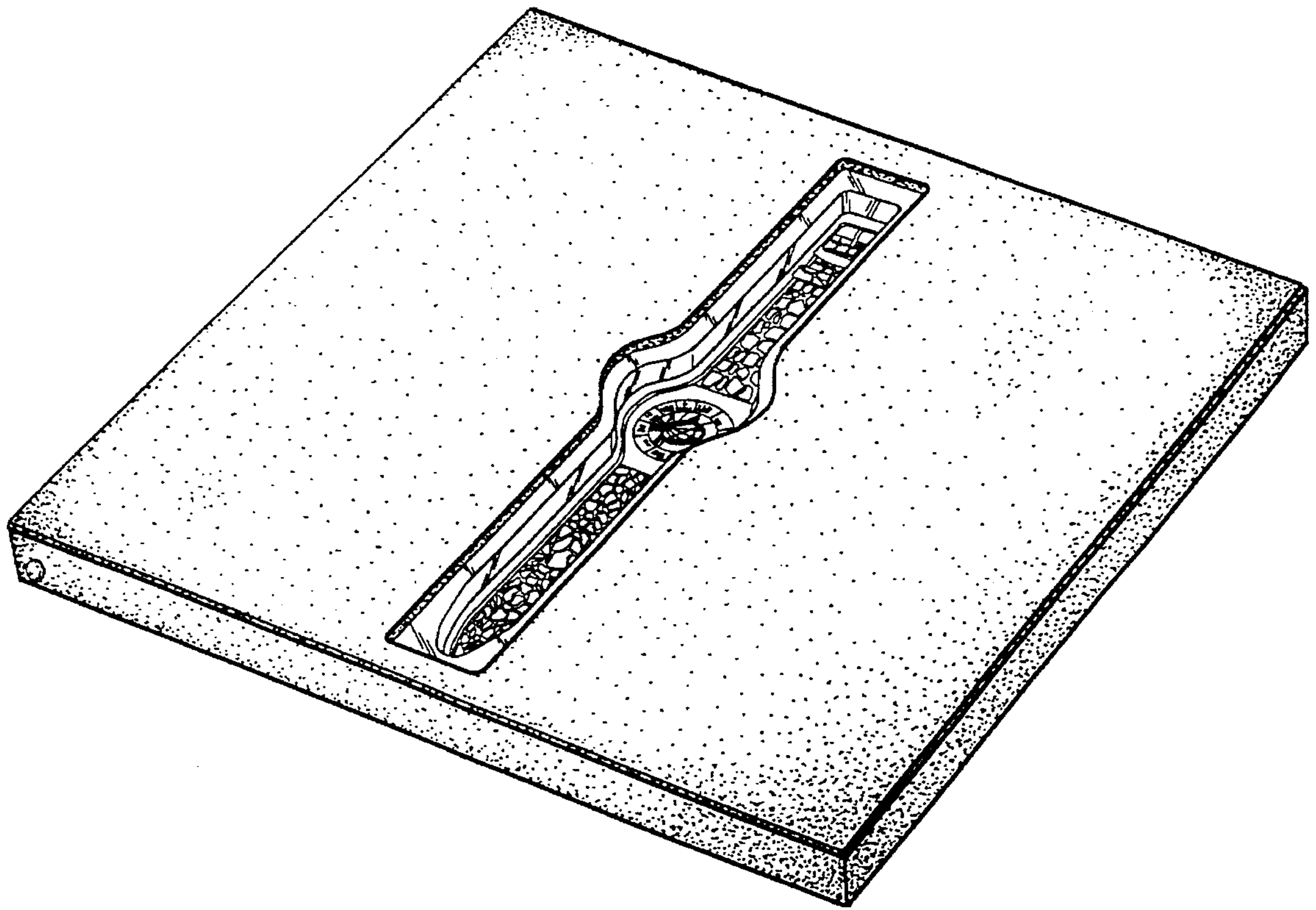


Fig. 1

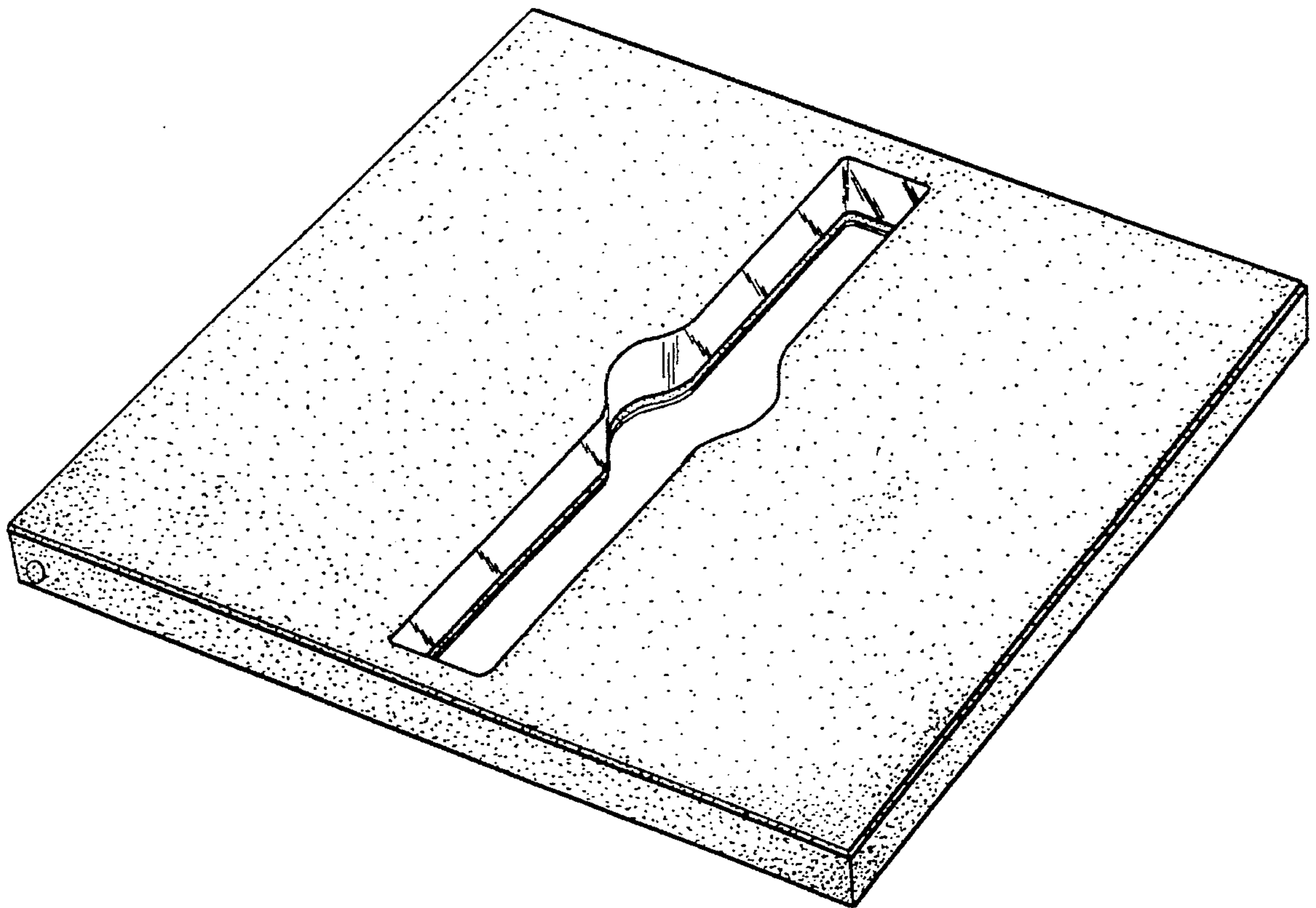


Fig. 2




Fig. 3




Fig. 4

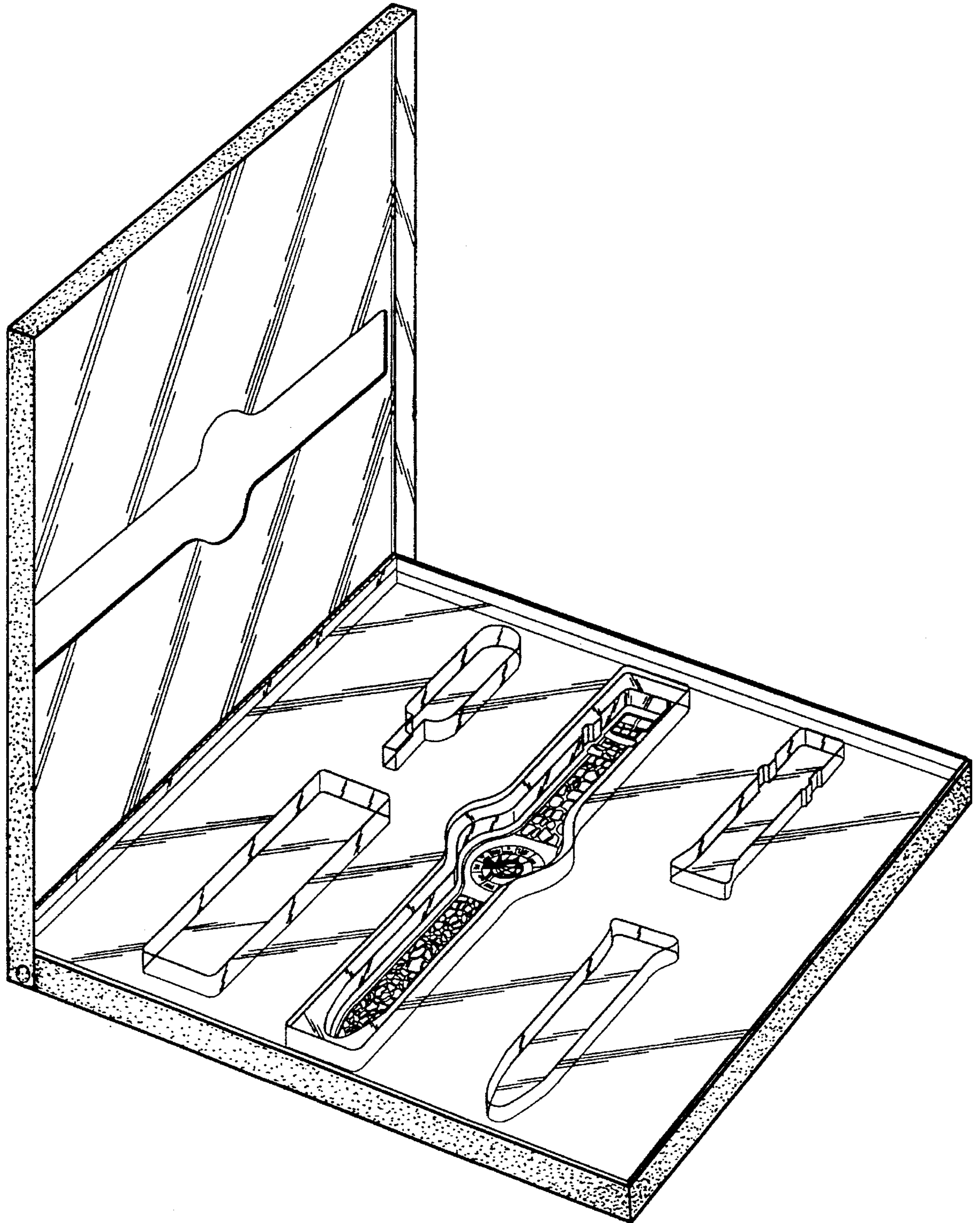


Fig. 5

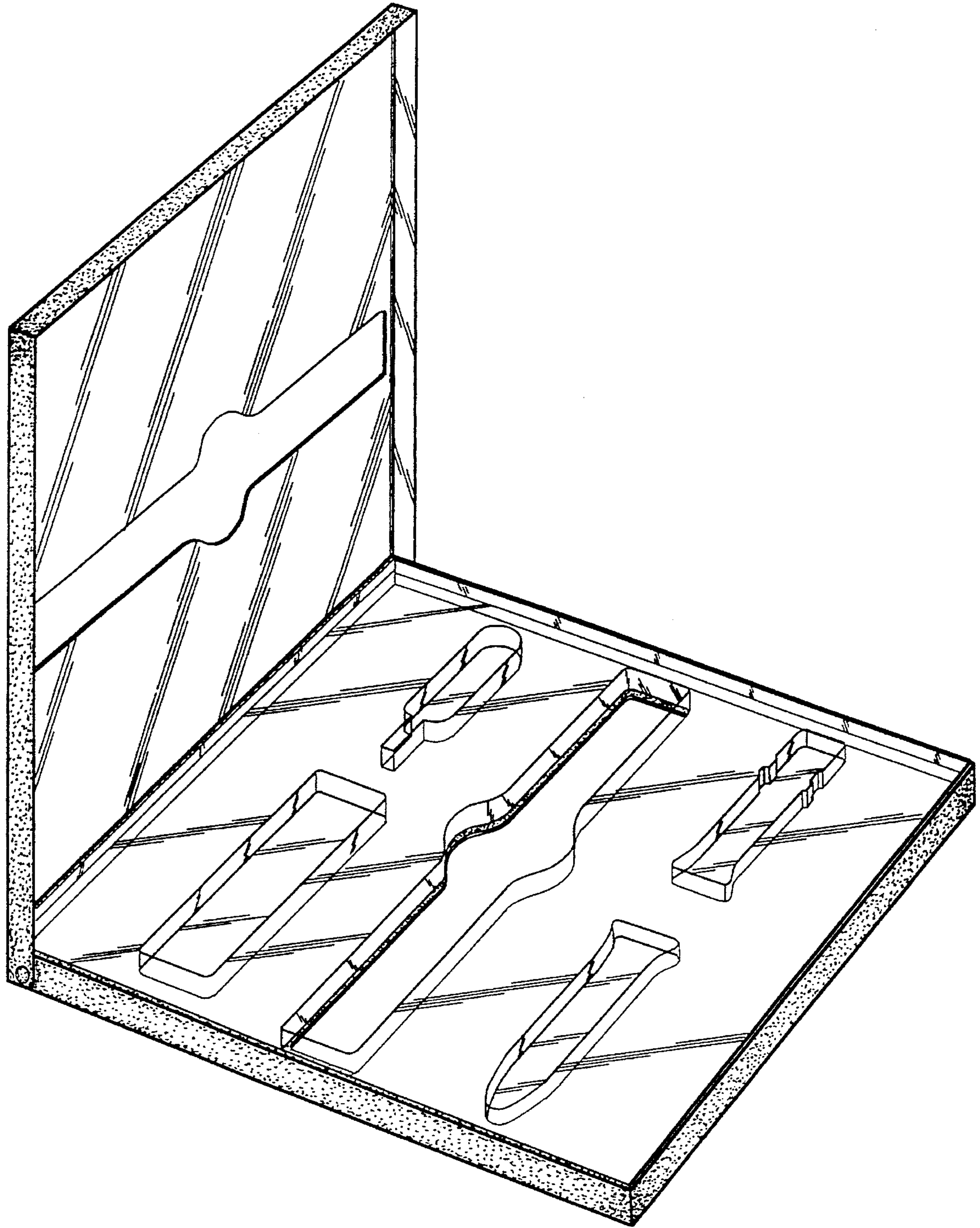


Fig. 6



Fig. 7



Fig. 8



Fig. 9



Fig. 10