



US00D365742S

# United States Patent [19]

[11] Patent Number: **Des. 365,742**

Decursu et al.

[45] Date of Patent: **\*\*Jan. 2, 1996**

[54] **KNOB**

[75] Inventors: **Giorgio Decursu; Alberto Bertani,**  
both of Milan, Italy

[73] Assignee: **Elesa S.p.A.,** Milan, Italy

[\*\*] Term: **14 Years**

[21] Appl. No.: **29,285**

[22] Filed: **Oct. 3, 1994**

### [30] Foreign Application Priority Data

Apr. 5, 1994 [XH] Hague Agreement ..... DM/029 270

[52] U.S. Cl. .... **D8/312**

[58] Field of Search ..... D8/300, 307, 310,  
D8/312; D23/250, 254; 16/110 R, 121

### [56] References Cited

#### U.S. PATENT DOCUMENTS

D. 143,807	2/1946	Eastham	.....	D8/312
D. 218,009	7/1970	Bosack	.....	D8/312
D. 227,566	7/1973	Thorp	.....	D8/312
D. 246,691	12/1977	Takahashi	.....	D8/310
D291,053	7/1987	Decursu	.....	D8/310
3,238,968	3/1966	Pecis	.....	D23/250

#### OTHER PUBLICATIONS

Adjustment Knobs—Plastiglide Cat. 17B; p. 2; notched grip style knob.

*Standards ELESA Catalogue 121-ENG, Model No.*

VH.153, p. 70.

*Standards ELESA Catalogue 121-ENG, Model No. VH.153p, p. 71.*

*Standards ELESA Catalogue 121-ENG, Model No. VL.140 FP, p. 72.*

*Standards ELESA Catalogue 121-ENG, Model No. VL.140, p. 73.*

*Standards ELESA Catalogue 121-ENG, Model No. VL.140+I, p. 73.*

*Standards ELESA Catalogue 121-ENG, Model No. VL.155, p. 74.*

*Standards ELESA Catalogue 121-ENG, Model No. VL.155 p, p. 75.*

*Primary Examiner*—B. J. Bullock

*Attorney, Agent, or Firm*—Pearne, Gordon, McCoy & Granger

### [57] CLAIM

The ornamental design for a knob, as shown and described.

### DESCRIPTION

FIG. 1 is a perspective view of a knob, showing our new design;

FIG. 2 is a top plan view thereof;

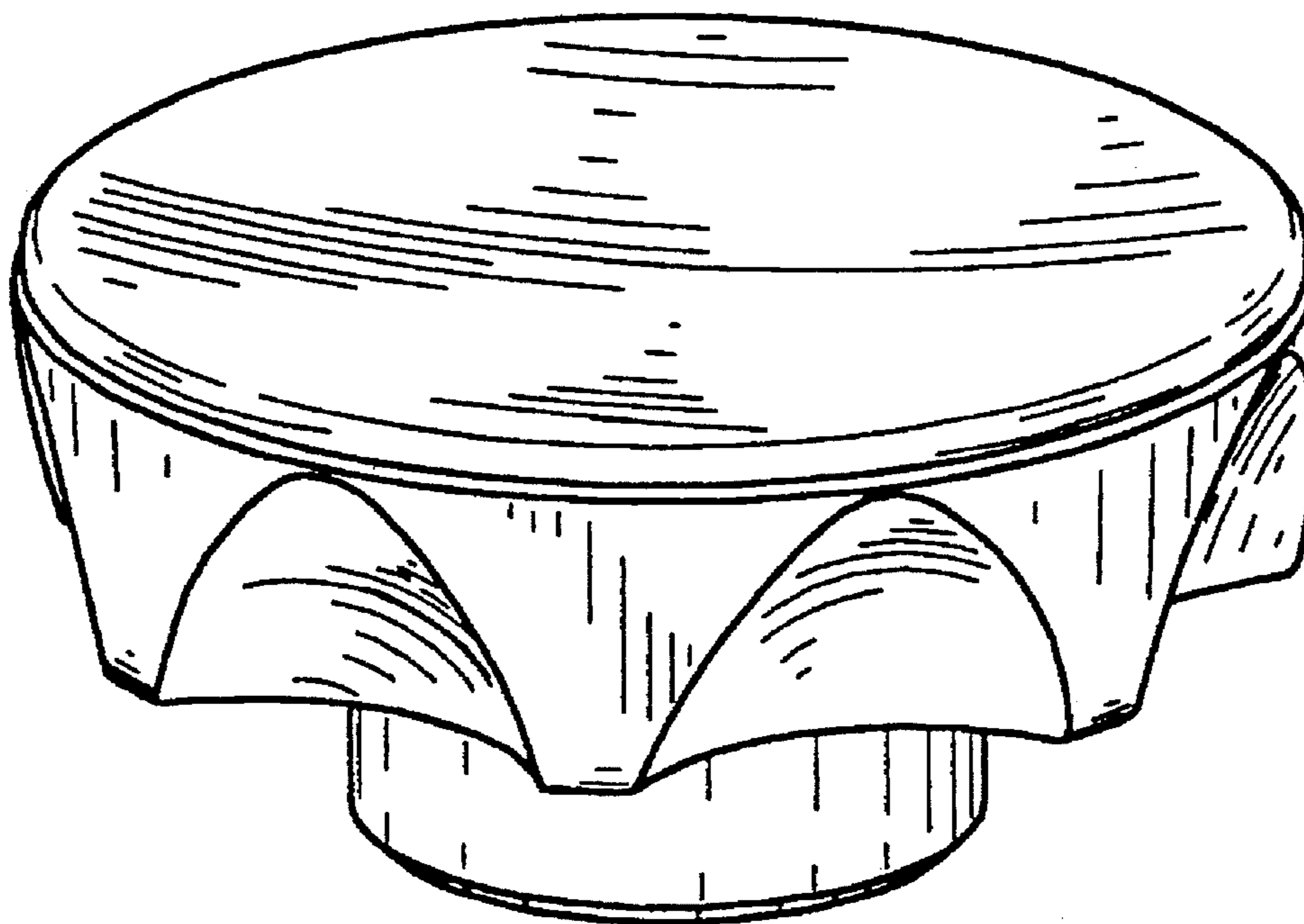
FIG. 3 is a bottom plan view thereof;

FIG. 4 is a front side elevational view thereof, the rear elevational view being identical thereto;

FIG. 5 is a left side elevational view thereof; and,

FIG. 6 is a right side elevational view thereof.

**1 Claim, 1 Drawing Sheet**



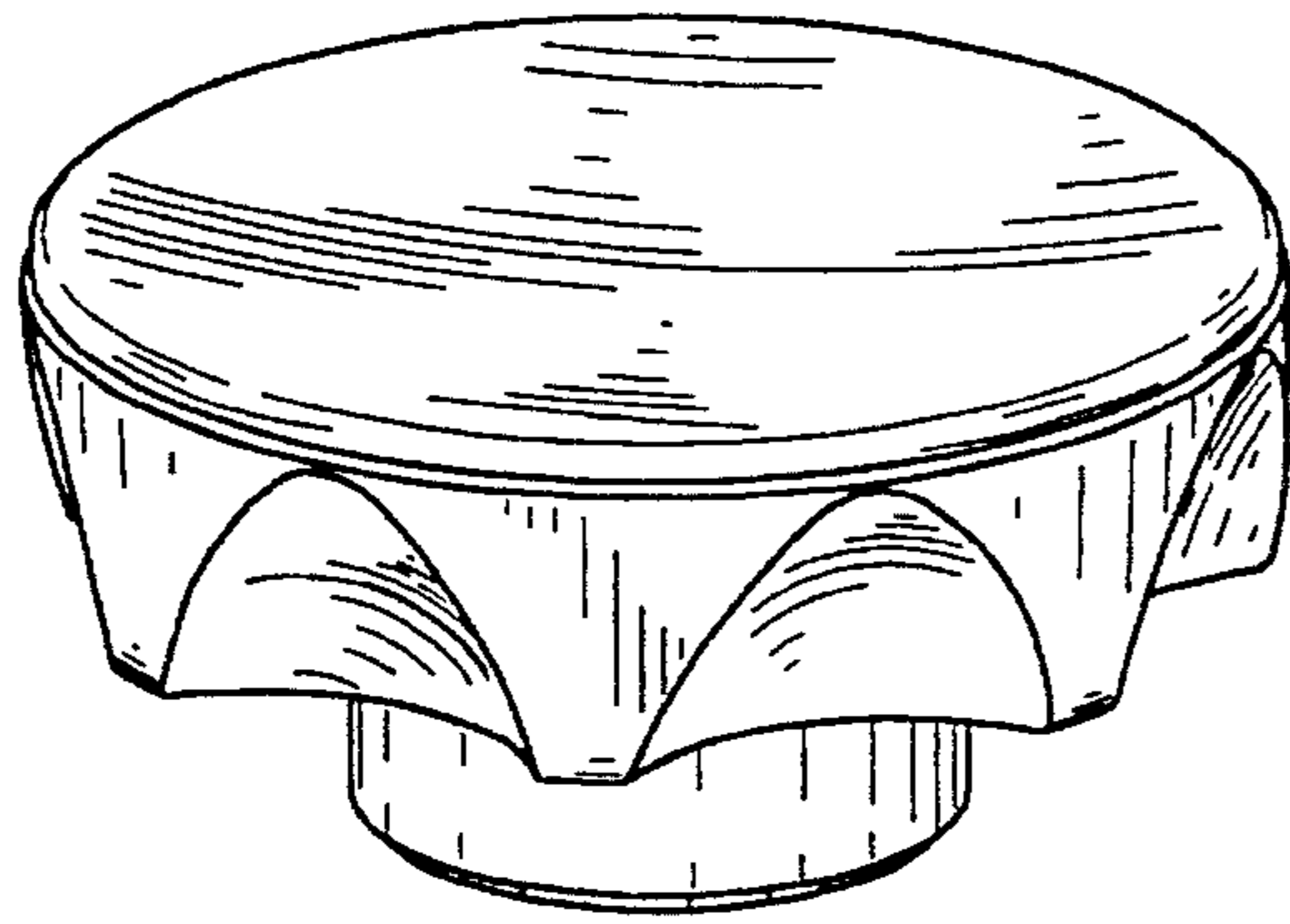


Fig.1

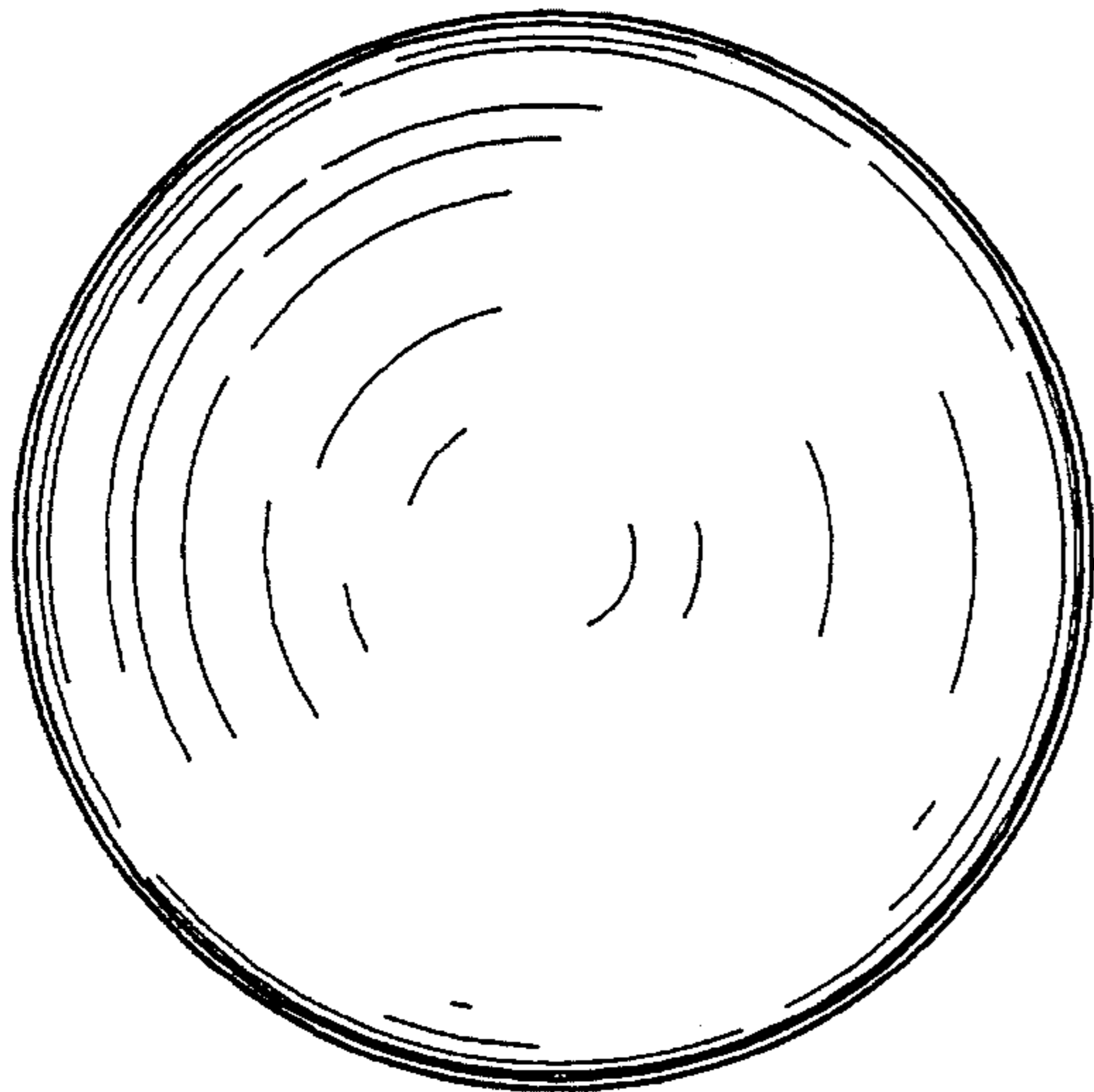


Fig.2




Fig.4

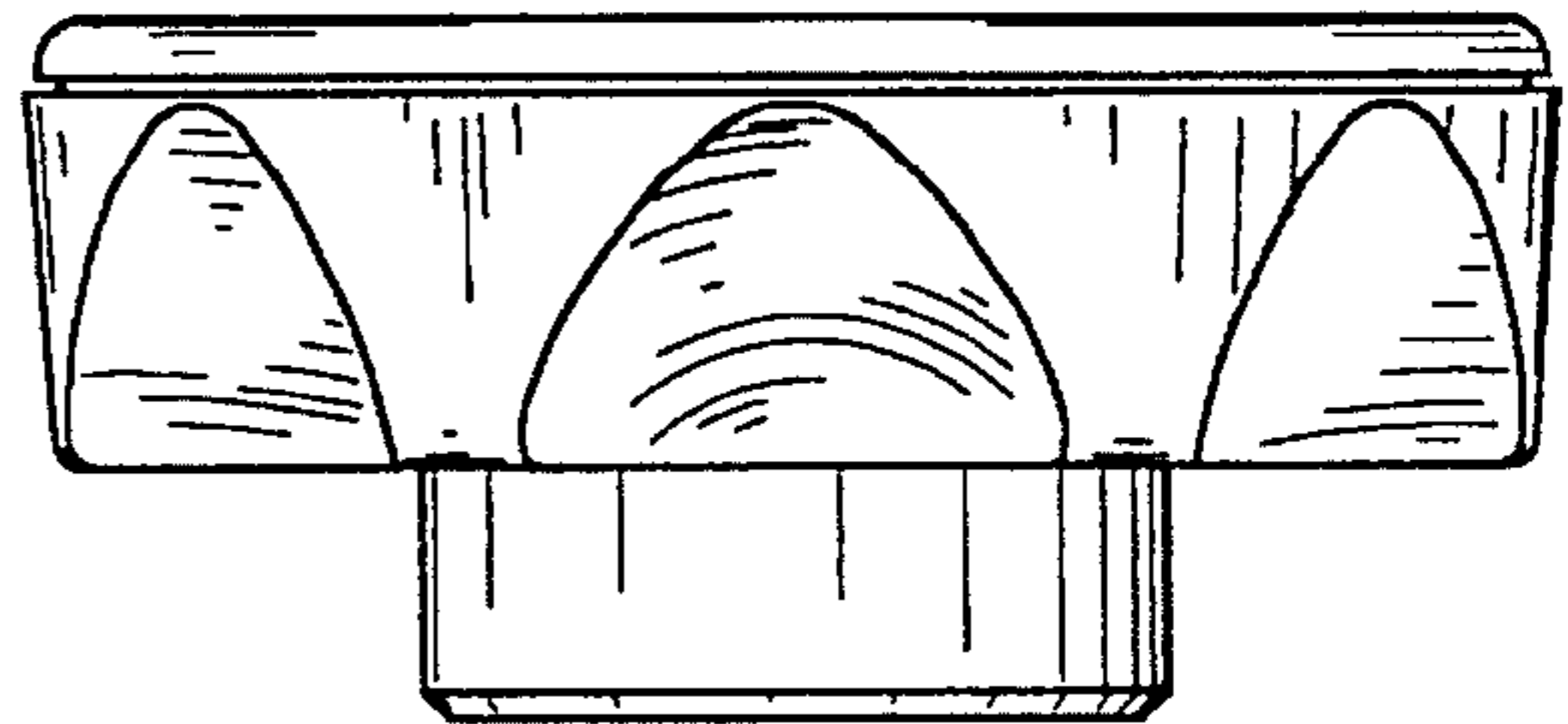


Fig.5

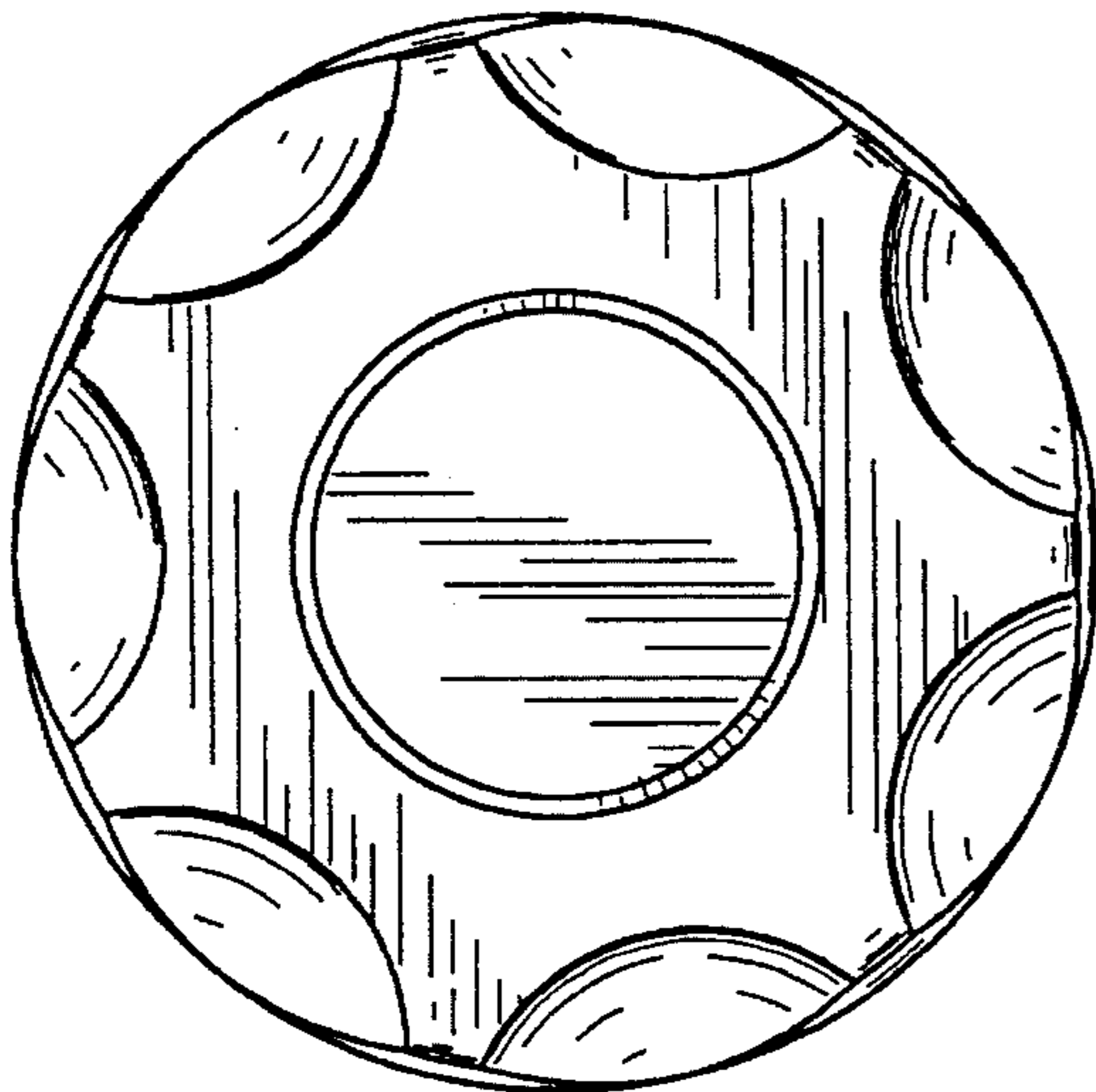


Fig.3




Fig.6