



US00D365741S

United States Patent [19]

[11] Patent Number: **Des. 365,741**

Decursu et al.

[45] Date of Patent: ****Jan. 2, 1996**

[54] HANDLE

[75] Inventors: **Giorgio Decursu; Alberto Bertani,**
both of Milan, Italy

[73] Assignee: **Elesa S.p.A.,** Milan, Italy

[**] Term: **14 Years**

[21] Appl. No.: **29,281**

[22] Filed: **Oct. 3, 1994**

[30] Foreign Application Priority Data

Apr. 5, 1994 [XH] Hague Agreement DM/029270

[52] U.S. Cl. **D8/310**

[58] Field of Search D8/300, 307, 310;
D23/250, 254; 16/110 R, 121

[56] References Cited PUBLICATIONS

The Ironmonger Cat.; ©1980; p. 65; knob in center-right.
Daka-Ware Plastic Parts Cat. 9; Jun. 12, 1962; p. 12; knob
1770.
Dimco Plastic Knobs-Handbook 79; p. 9; knob 295.
Modern Plastics Encyclopedia; 1948; p. 1411; knob GG.
Standards ELESA Catalogue 121-ENG, Model No. I.222N,
p. 133.
Standards ELESA Catalogue 121-ENG, Model No. I.222, p.
133.
Standards ELESA Catalogue 121-ENG, Model No. I.307, p.

138.
Standards ELESA Catalogue 121-ENG, Model No. I.137, p.
140.
Standards ELESA Catalogue 121-ENG, Model No. I.147, p.
143.
Standards ELESA Catalogue 121-ENG, Model No. I.126, p.
144.
Standards ELESA Catalogue 121-ENG, Model No. I.126p,
p. 144.
Standards ELESA Catalogue 121-ENG, Model No. I.280, p.
148.
Standards ELESA Catalogue 121-ENG, Model No. I.580N,
p. 150.
Standards ELESA Catalogue 121-ENG, Model No. IAS+x,
p. 154.
Primary Examiner—B. J. Bullock
Attorney, Agent, or Firm—Pearne, Gordon, McCoy &
Granger

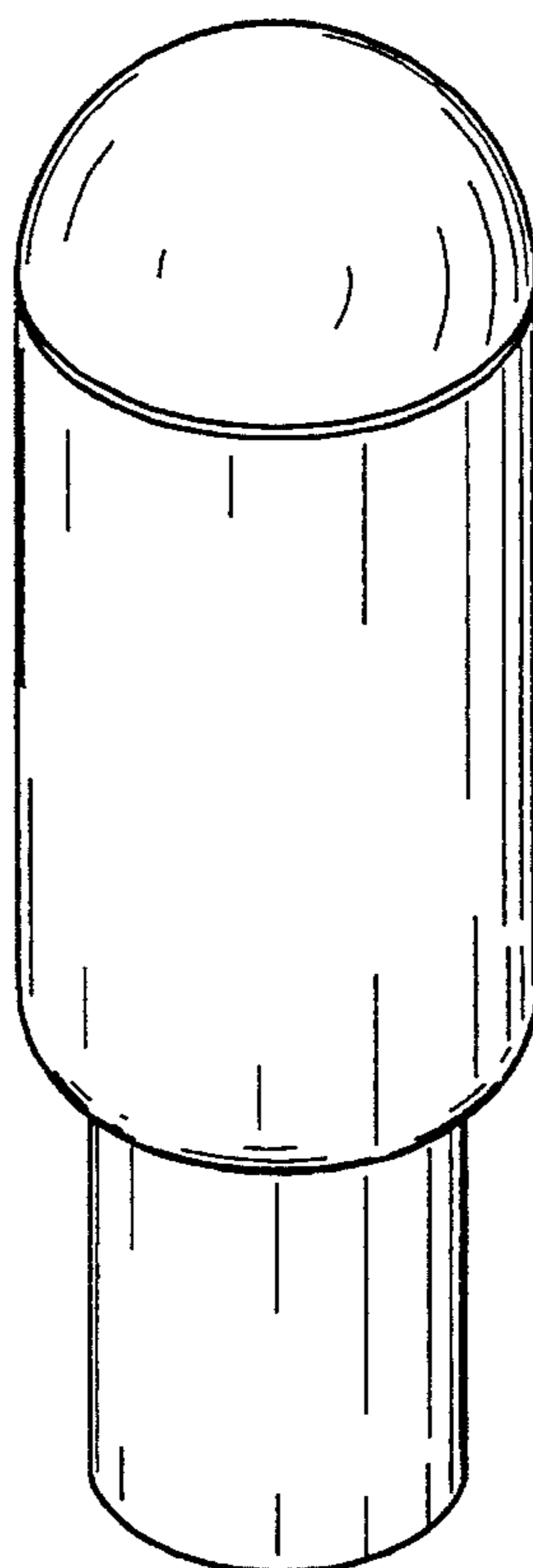
[57] CLAIM

The ornamental design for a handle, as shown and described.

DESCRIPTION

FIG. 1 is a perspective view of a handle, showing our new design;
FIG. 2 is a top plan view thereof;
FIG. 3 is a bottom plan view thereof; and,
FIG. 4 is a front elevational view thereof, the rear, right and
left side elevational views being identical.

1 Claim, 1 Drawing Sheet



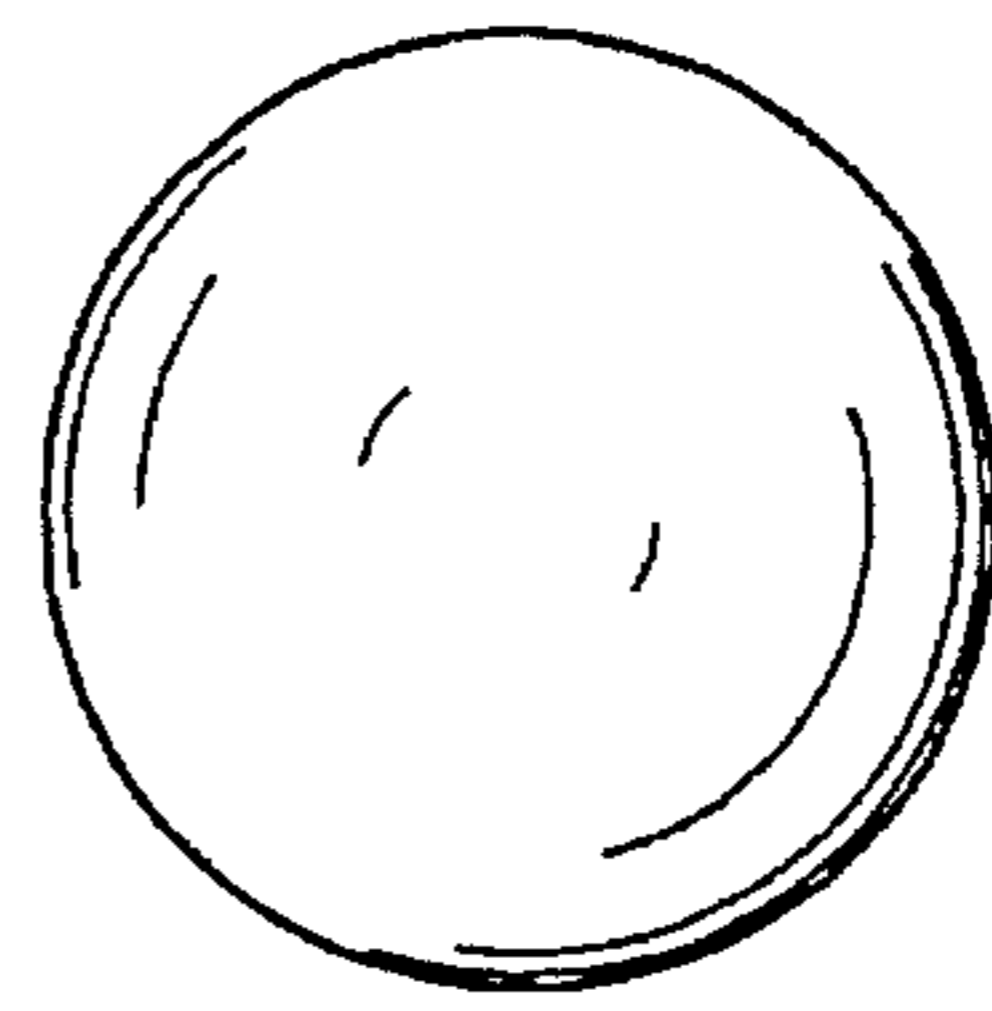


Fig.2

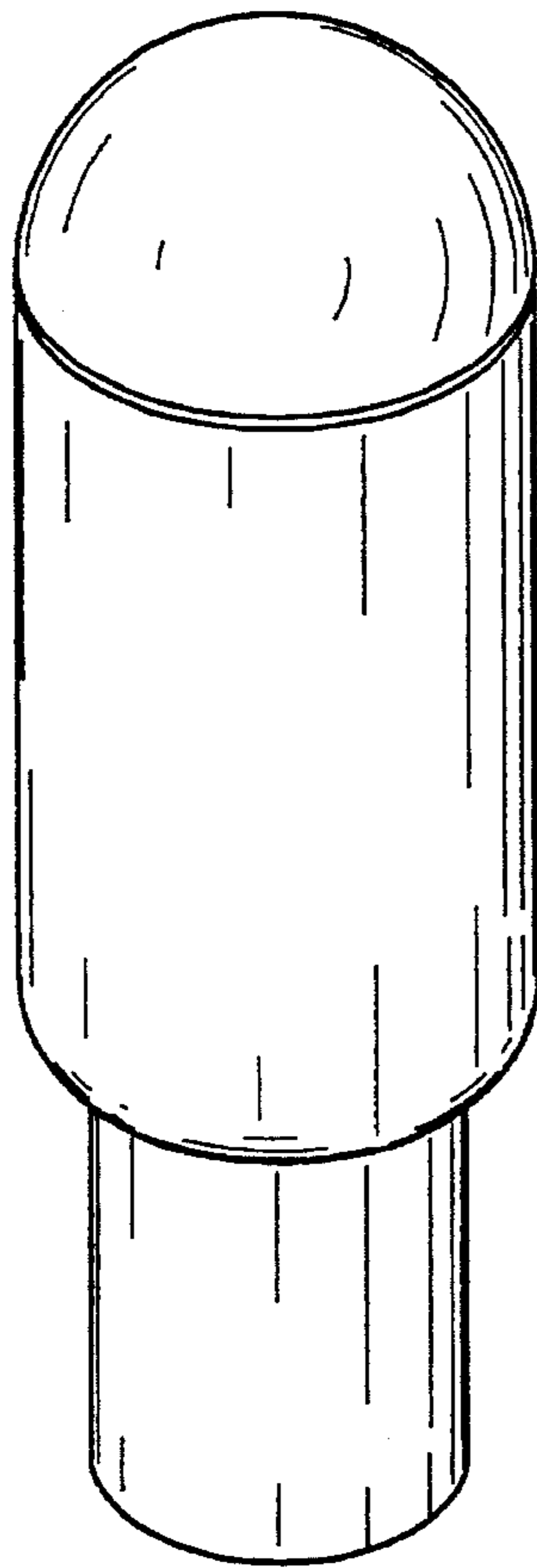


Fig.1

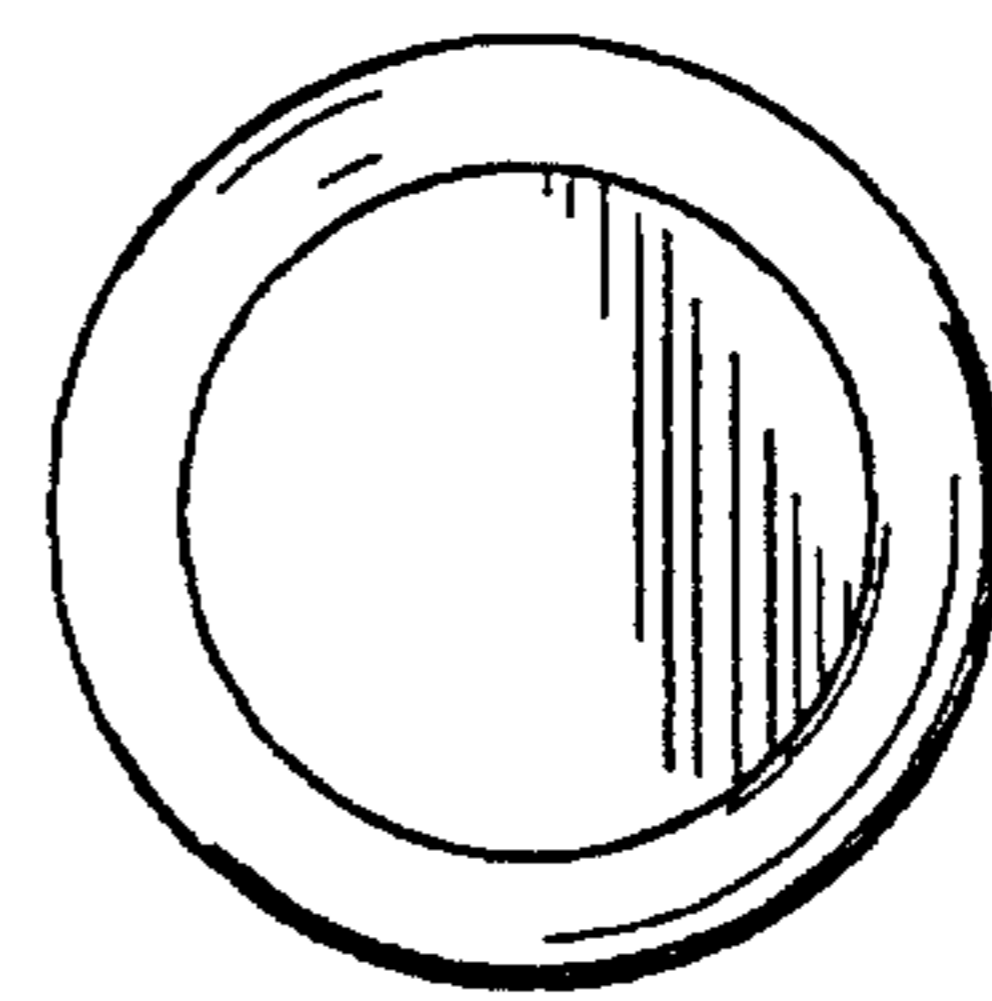


Fig.3




Fig.4