



US00D365740S

United States Patent [19]
Smith

[11] **Patent Number: Des. 365,740**
[45] **Date of Patent: **Jan. 2, 1996**

[54] **KNIFE SHARPENER**
[75] Inventor: **Richard S. Smith**, Hot Springs, Ark.
[73] Assignee: **Smith Abrasives, Inc.**, Hot Springs, Ark.
[**] Term: **14 Years**
[21] Appl. No.: **28,066**
[22] Filed: **Sep. 6, 1994**
[52] **U.S. Cl.** **D8/93**
[58] **Field of Search** D8/90, 91, 92,
D8/93; 451/540, 548, 549, 552, 555, 557,
558, 262, 267; 76/82, 88, 86

5,163,251 11/1992 Lee 451/555
5,291,805 3/1994 Byers et al. 76/88

OTHER PUBLICATIONS

Sportmans Guide Catalog, 1992, p. 50, Intruder Knife Sharpener.

Primary Examiner—Ted Shooman
Assistant Examiner—Philip Hyder
Attorney, Agent, or Firm—Dennis T. Griggs

[57] **CLAIM**

The ornamental design for a knife sharpener, as shown and described.

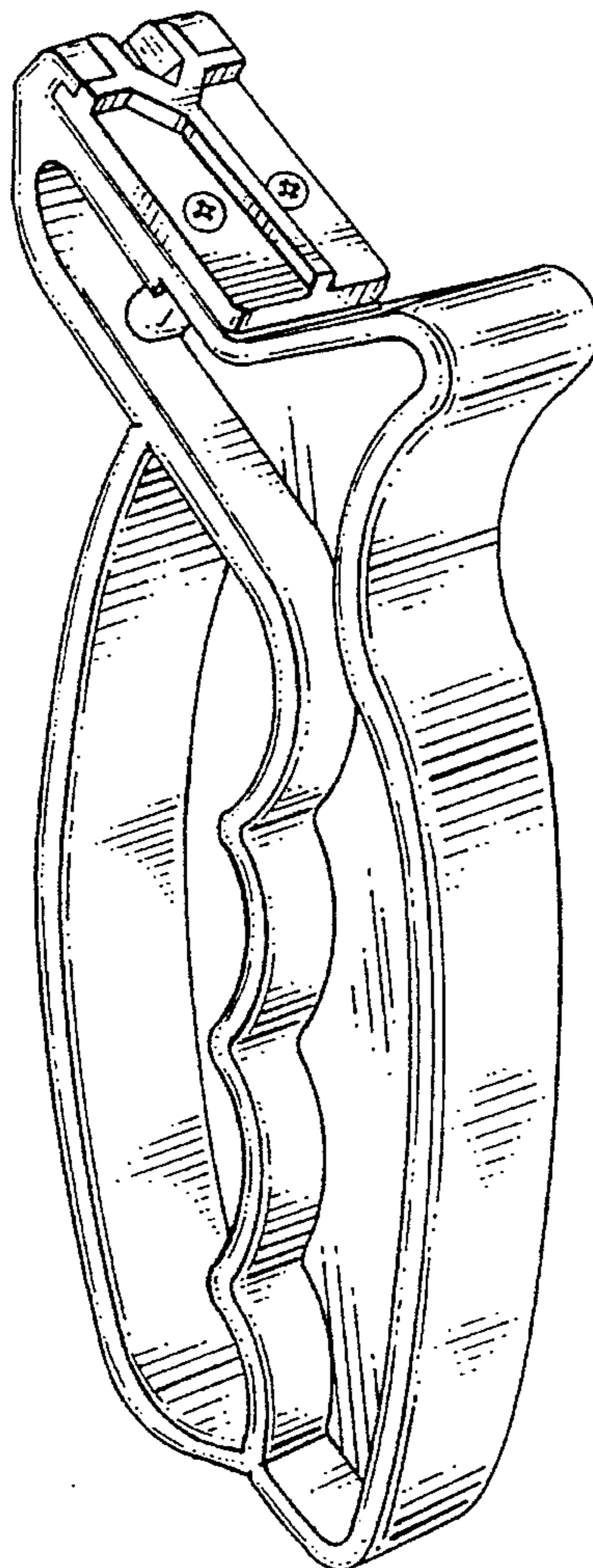
DESCRIPTION

FIG. 1 is a perspective view thereof;
FIG. 2 is a left side elevational view thereof, the right side elevation being a mirror image thereof;
FIG. 3 is a front elevational view thereof;
FIG. 4 is a rear elevational view thereof;
FIG. 5 is a top plan view thereof; and,
FIG. 6 is a bottom plan view thereof.

[56] **References Cited**
U.S. PATENT DOCUMENTS

4,418,588	12/1983	Byers	76/88
4,494,340	1/1985	Carter	451/555
4,530,188	7/1985	Graves	451/555
4,550,632	11/1985	Inman	76/86
4,731,957	3/1988	Weisinger	451/555
4,751,795	6/1988	Jenne	451/555
5,040,435	8/1991	Millman	76/86

1 Claim, 2 Drawing Sheets



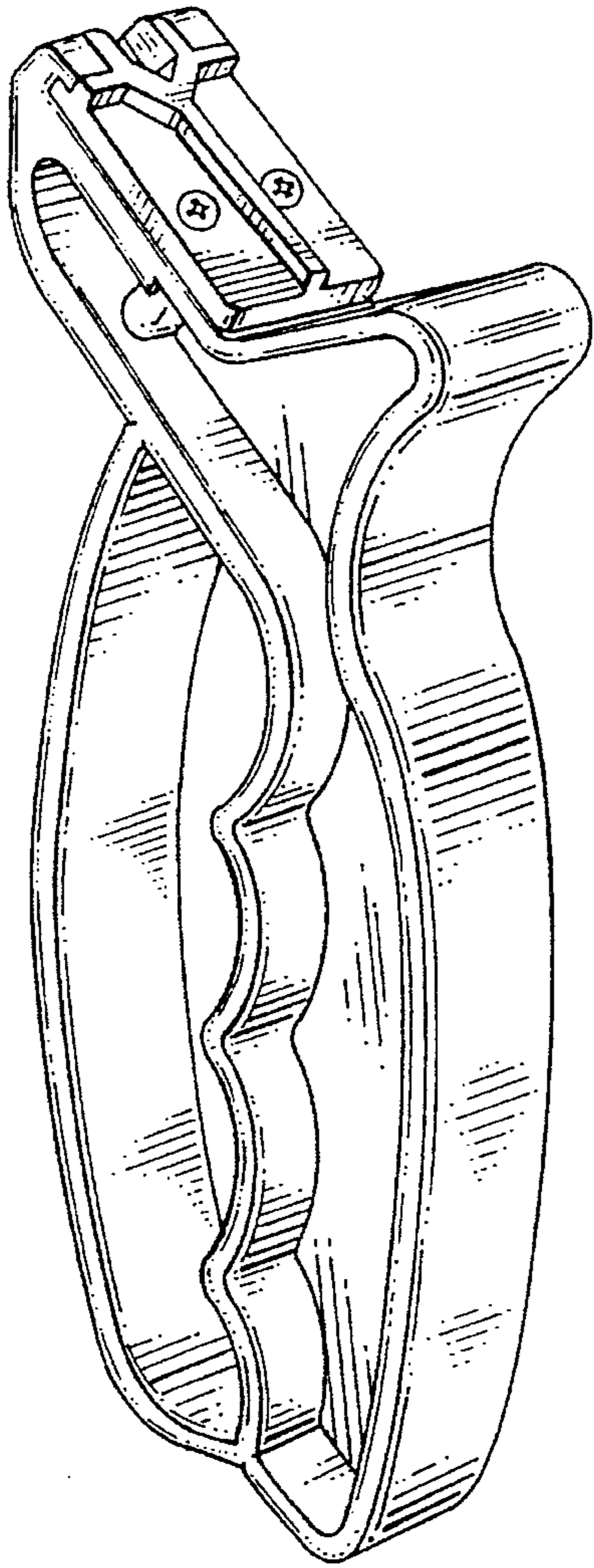


FIG. 1

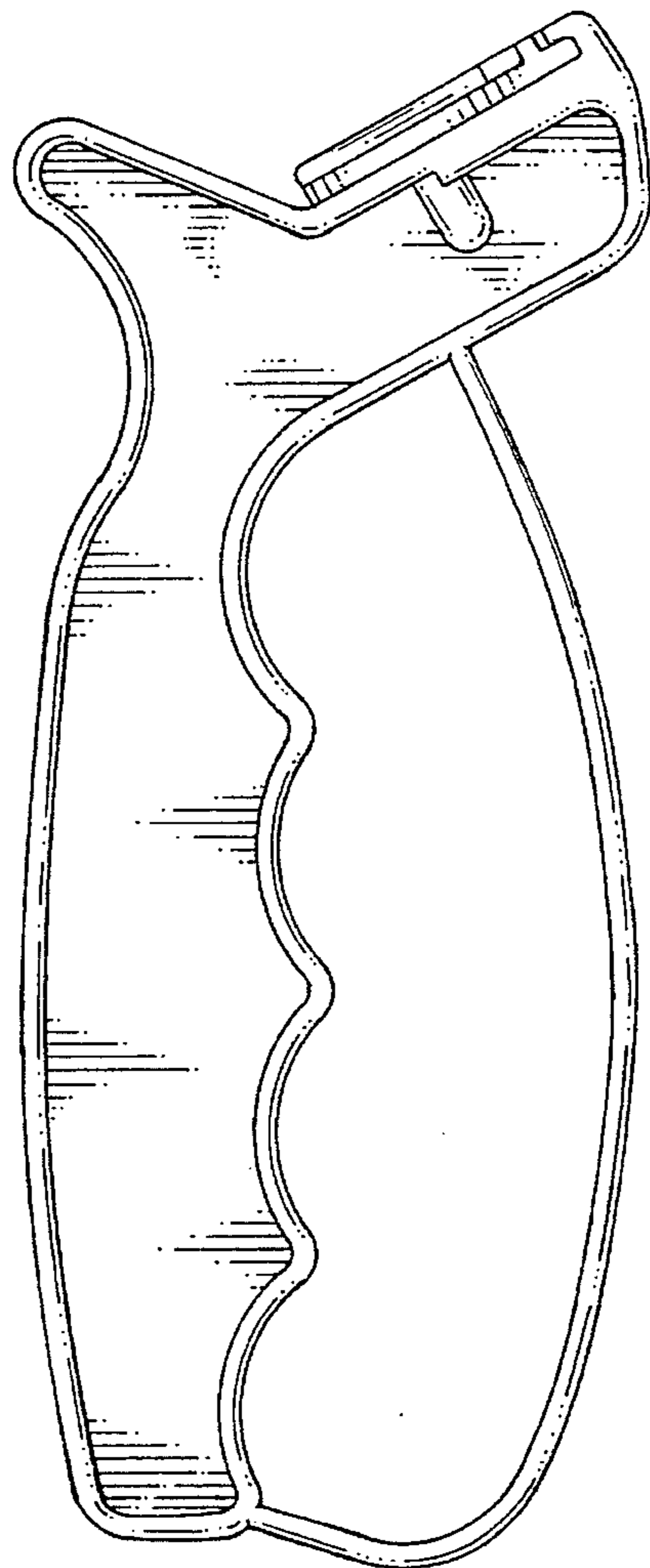


FIG. 2




FIG. 3




FIG. 4

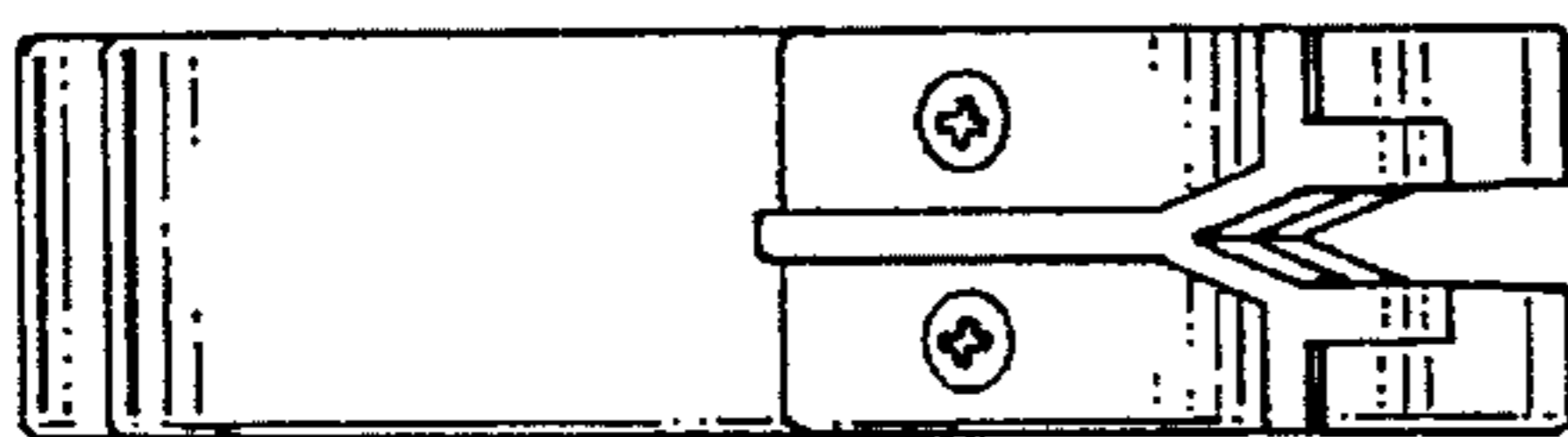


FIG. 5




FIG. 6