



US00D365739S

United States Patent [19]

Weintraut

[11] Patent Number: **Des. 365,739**

[45] Date of Patent: ****Jan. 2, 1996**

[54] **COMBINED HAMMER HEAD AND WOOD FILE**

5,062,324 11/1991 Saviano 81/20

[76] Inventor: **Albert G. Weintraut**, 41905 Humber Dr., Temecula, Calif. 92591

[**] Term: **14 Years**

[21] Appl. No.: **26,691**

[22] Filed: **Aug. 3, 1994**

[52] U.S. Cl. **D8/78; D8/81**

[58] Field of Search **D8/75, 76, 77, D8/78, 79, 80, 81, 90, 105; 7/143; 81/19, 20, 21, 22, 23, 24, 25, 26**

OTHER PUBLICATIONS

Stanley Tools Catalog, 1974, pp. 26-28, Hammers, Note Hercules & Framing hammers on p. 26.

Primary Examiner—Ted Shooman
Assistant Examiner—Philip Hyder
Attorney, Agent, or Firm—Gordon K. Anderson

[57] CLAIM

The ornamental design for a combined hammer head and wood file, as shown and described.

DESCRIPTION

FIG. 1 is a perspective view taken from above and one side of a combined hammer head and wood file showing my new design;

FIG. 2 is a side elevational view thereof, the opposite side being a mirror image;

FIG. 3 is a top plan view thereof;

FIG. 4 is a bottom plan view thereof;

FIG. 5 is a front elevational view thereof; and,

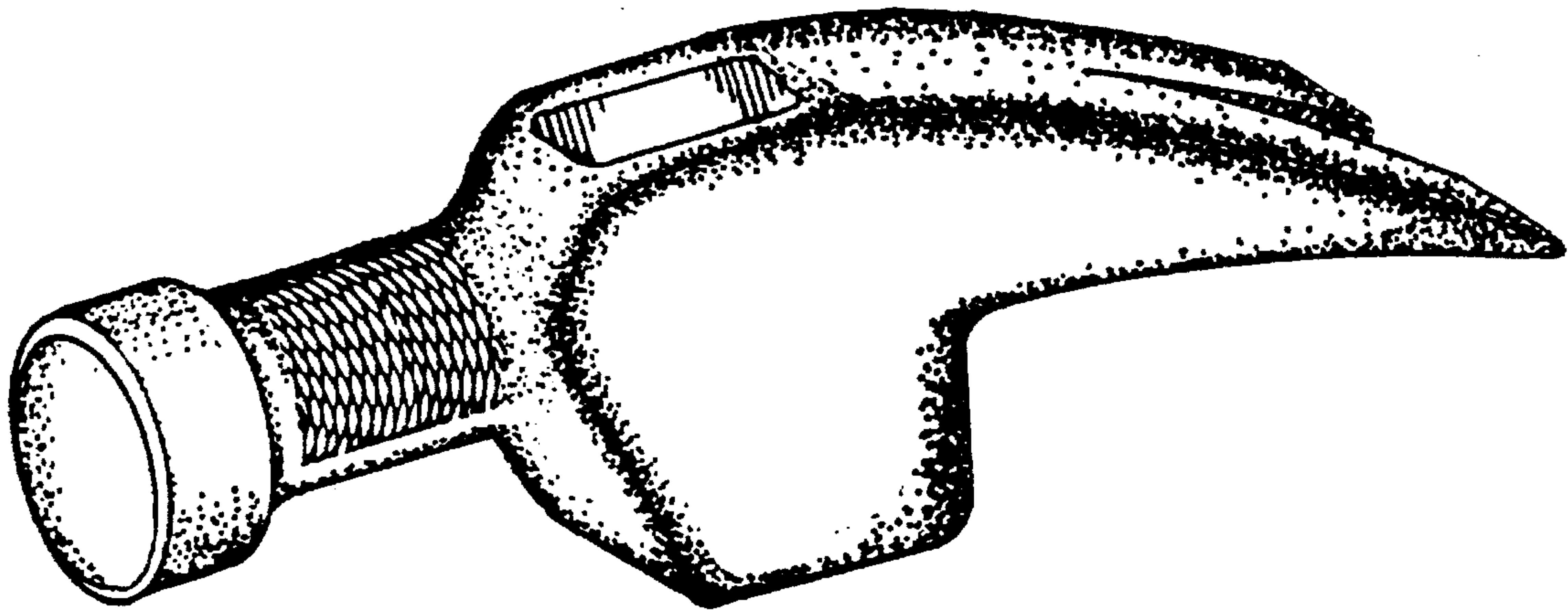
FIG. 6 is a rear elevational view thereof.

[56] References Cited

U.S. PATENT DOCUMENTS

D. 283,392	4/1986	Gossage	D8/78
1,428,838	9/1922	Davis	81/21
2,227,455	1/1941	Lane	81/23
2,528,128	10/1950	Forster	7/143
2,831,202	4/1958	Lay	81/20
3,208,724	9/1965	Vaughan	81/20
3,578,825	5/1971	Merrow	81/20
4,291,736	9/1981	Robertson et al.	81/24
4,723,582	2/1988	Caspall	81/20

1 Claim, 1 Drawing Sheet



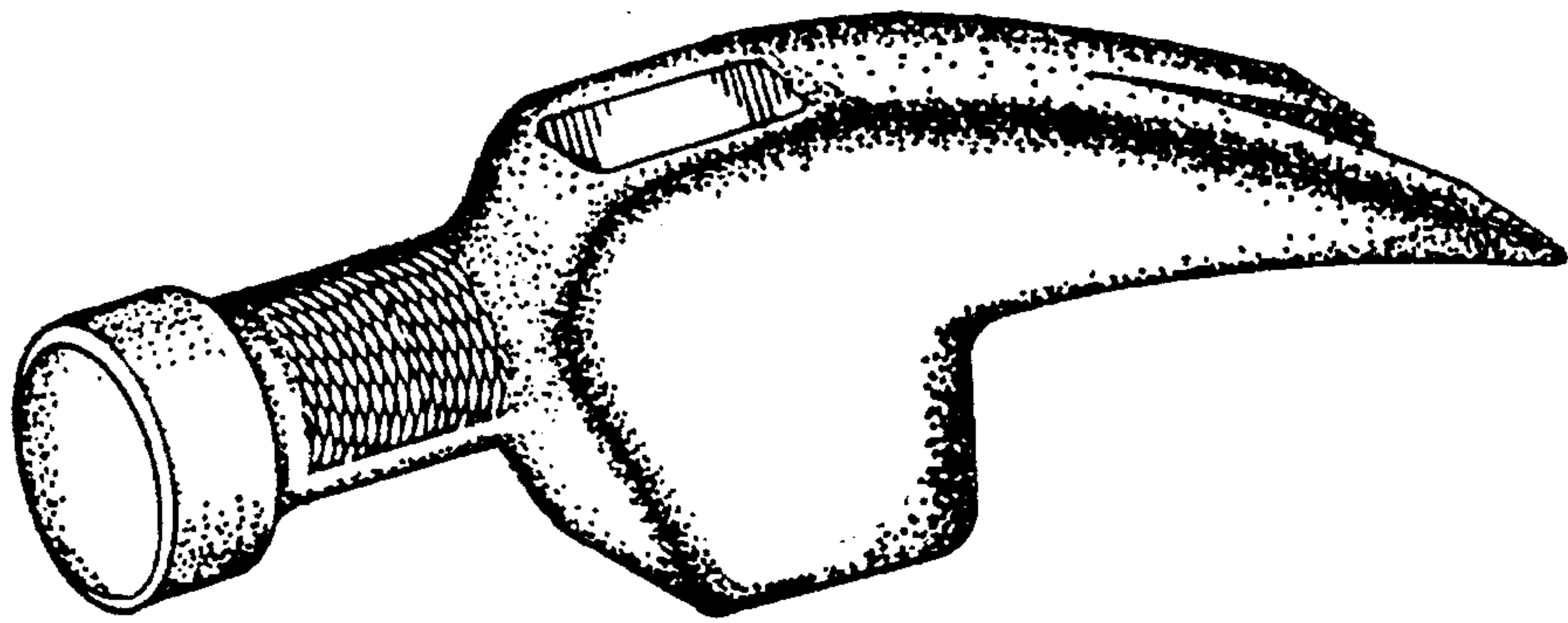


FIG. 1




FIG. 2

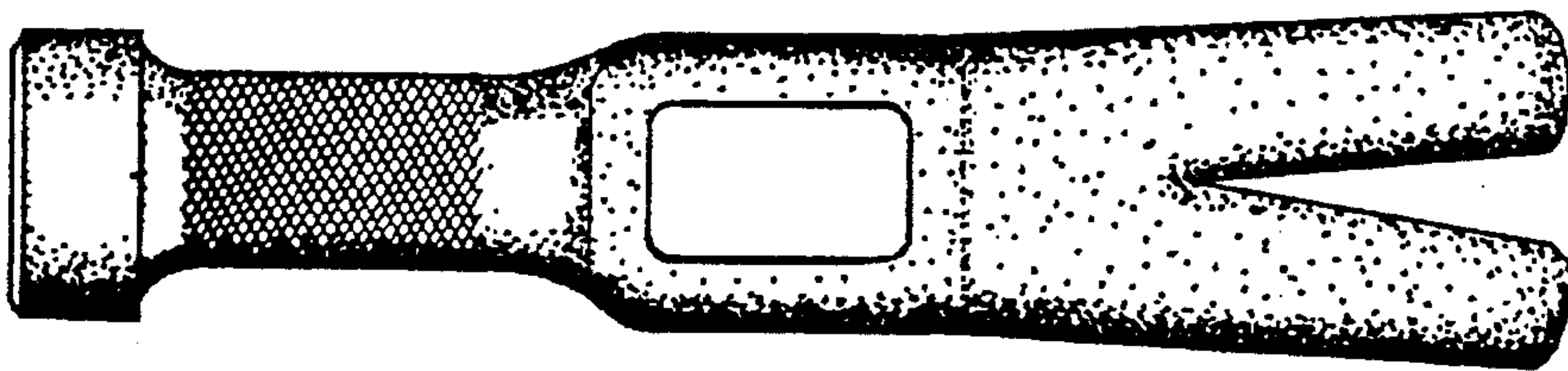


FIG. 3

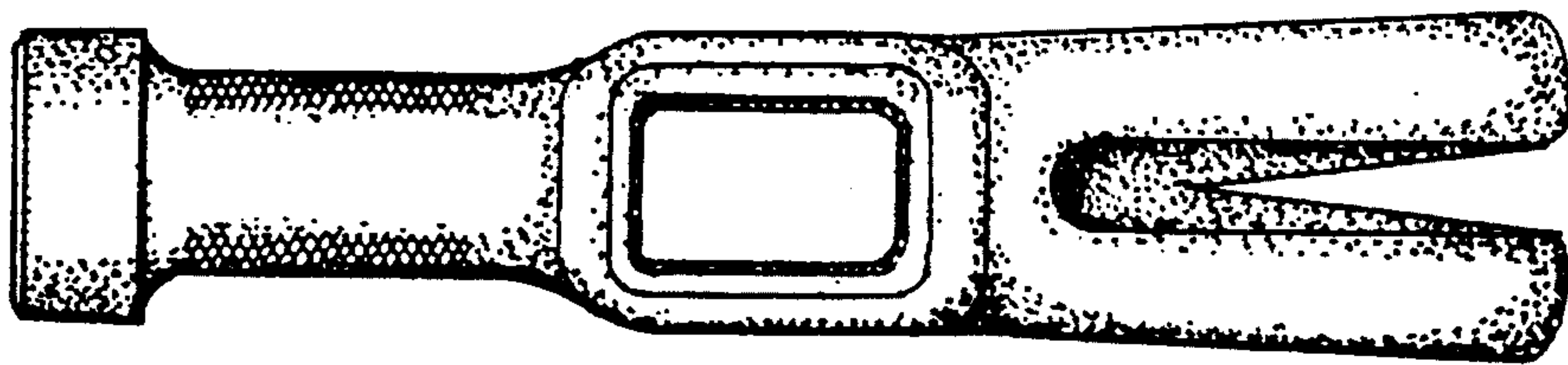


FIG. 4

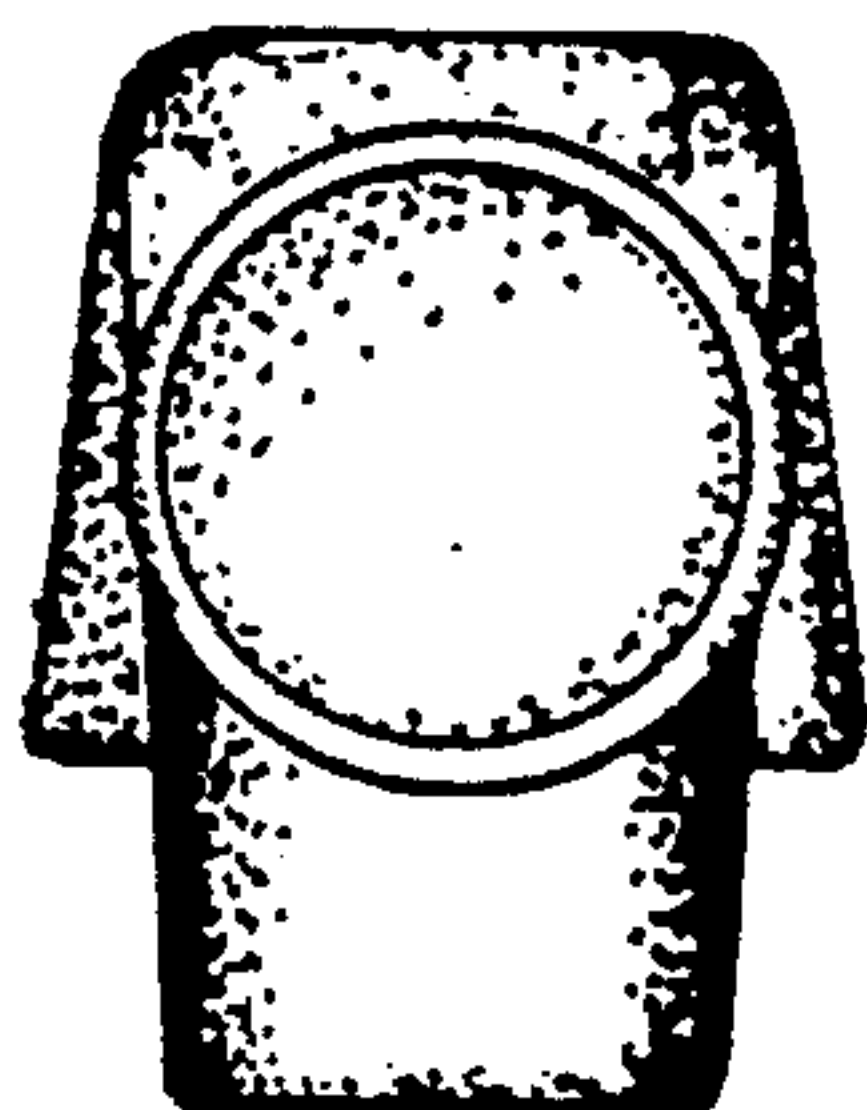


FIG. 5




FIG. 6