



US00D365737S

# United States Patent [19]

Chou et al.

[11] Patent Number: **Des. 365,737**

[45] Date of Patent: **\*\*Jan. 2, 1996**

- [54] **ELECTRONIC SEALER**
- [75] Inventors: **Shu H. Chou; Heng G. Fang**, both of Taipei Hsien, Taiwan
- [73] Assignee: **Welcome Company, Ltd.**, Taipei Hsien, Taiwan
- [\*\*] Term: **14 Years**
- [21] Appl. No.: **28,493**
- [22] Filed: **Sep. 16, 1994**
- [52] U.S. Cl. .... **D8/30**
- [58] Field of Search ..... D8/29.1, 30, 49, D8/61, 62; D15/145, 146; 72/28, 29, 38, 54; 219/228

- D. 328,841 8/1992 Fushiya et al. .... D8/62
- D. 341,287 11/1993 Tseng ..... D8/49
- D. 343,104 1/1994 Hoshino ..... D8/62

*Primary Examiner*—Alan P. Douglas  
*Assistant Examiner*—Robert M. Spear  
*Attorney, Agent, or Firm*—Jeffer, Mangels, Butler & Marmaro

### [57] CLAIM

The ornamental design for the electronic sealer, as shown and described.

### DESCRIPTION

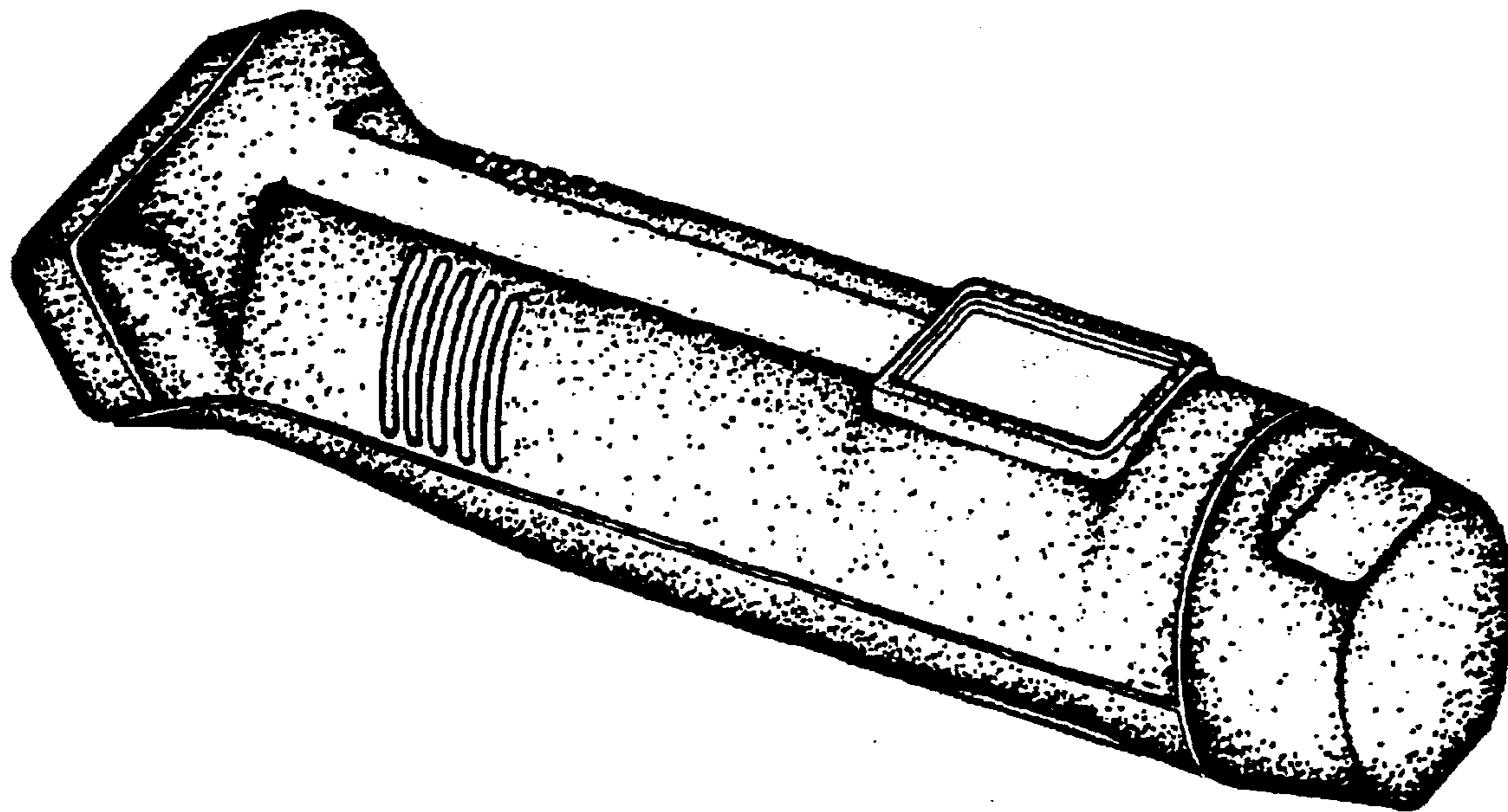
FIG. 1 is a left side perspective view of the electronic sealer; FIG. 2 is a left side of the electronic sealer, the side opposite being a mirror image of the side shown; FIG. 3 is a top view of the electronic sealer; FIG. 4 is a bottom view of the electronic sealer; FIG. 5 is a front view of the electronic sealer; and, FIG. 6 is a back view of the electronic sealer.

### [56] References Cited

#### U.S. PATENT DOCUMENTS

- D. 187,729 4/1960 Persak, Jr. .... D8/29.1
- D. 223,987 6/1972 Gamble ..... D8/61
- D. 318,609 7/1991 Sato ..... D8/49

**1 Claim, 4 Drawing Sheets**



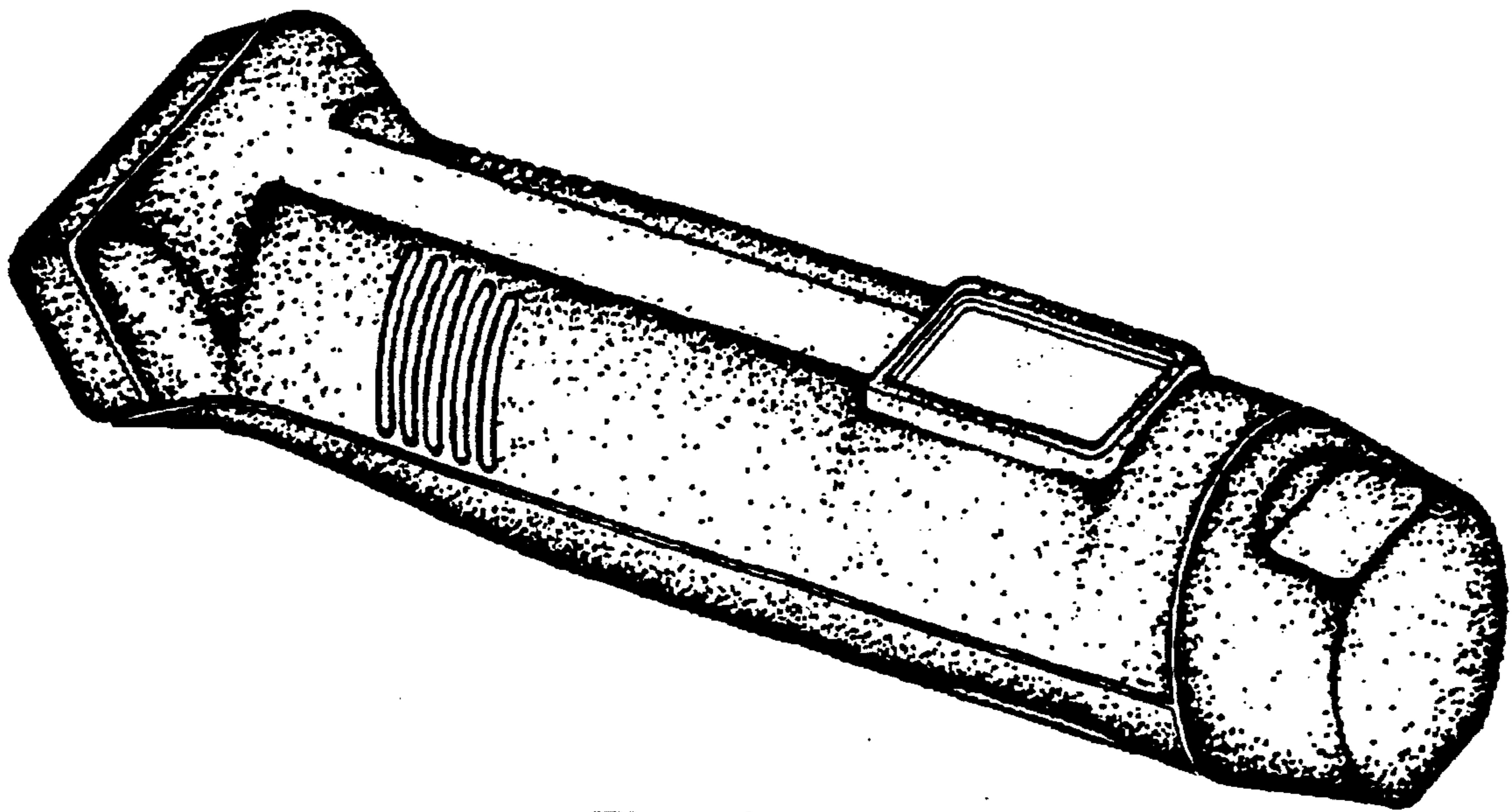


Fig. 1




Fig. 2

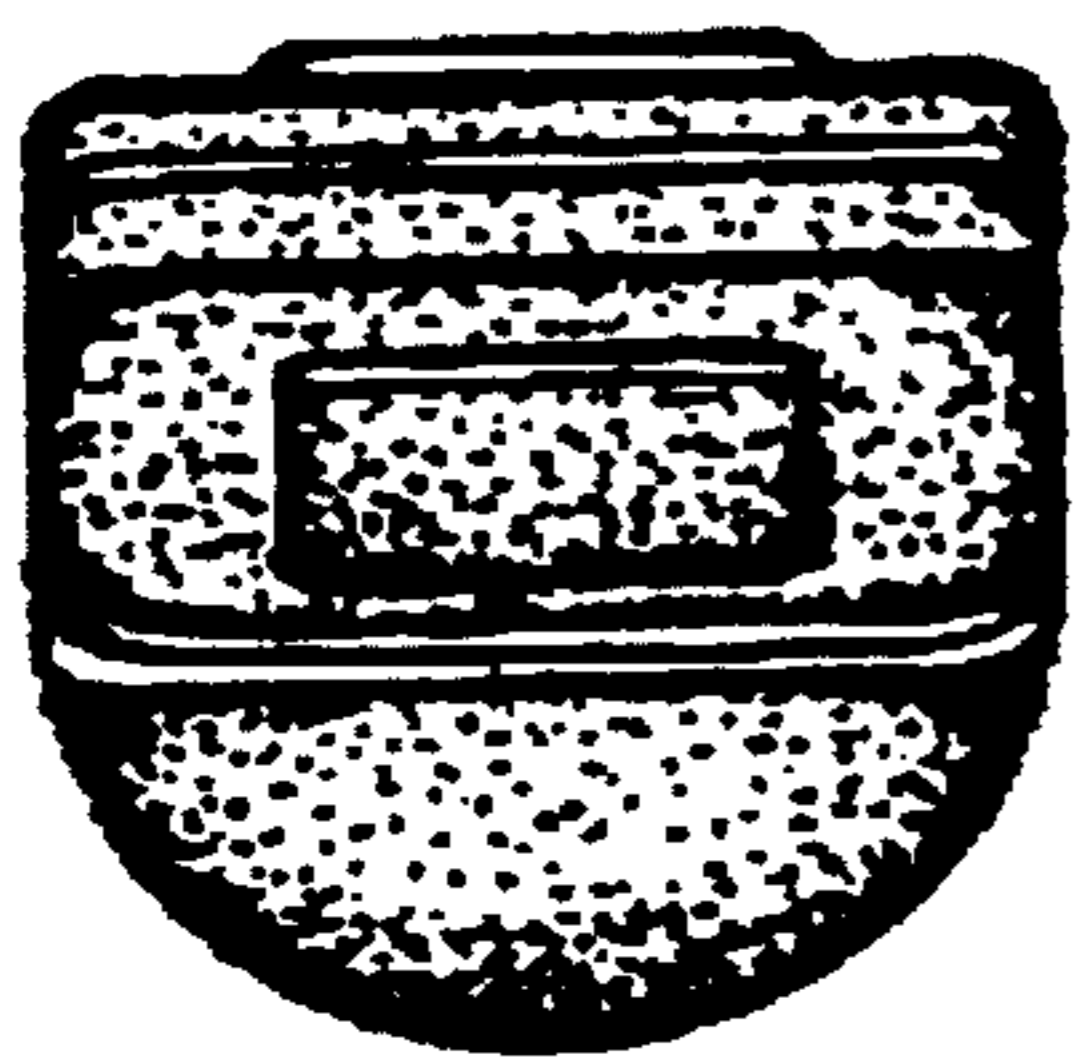


Fig. 3

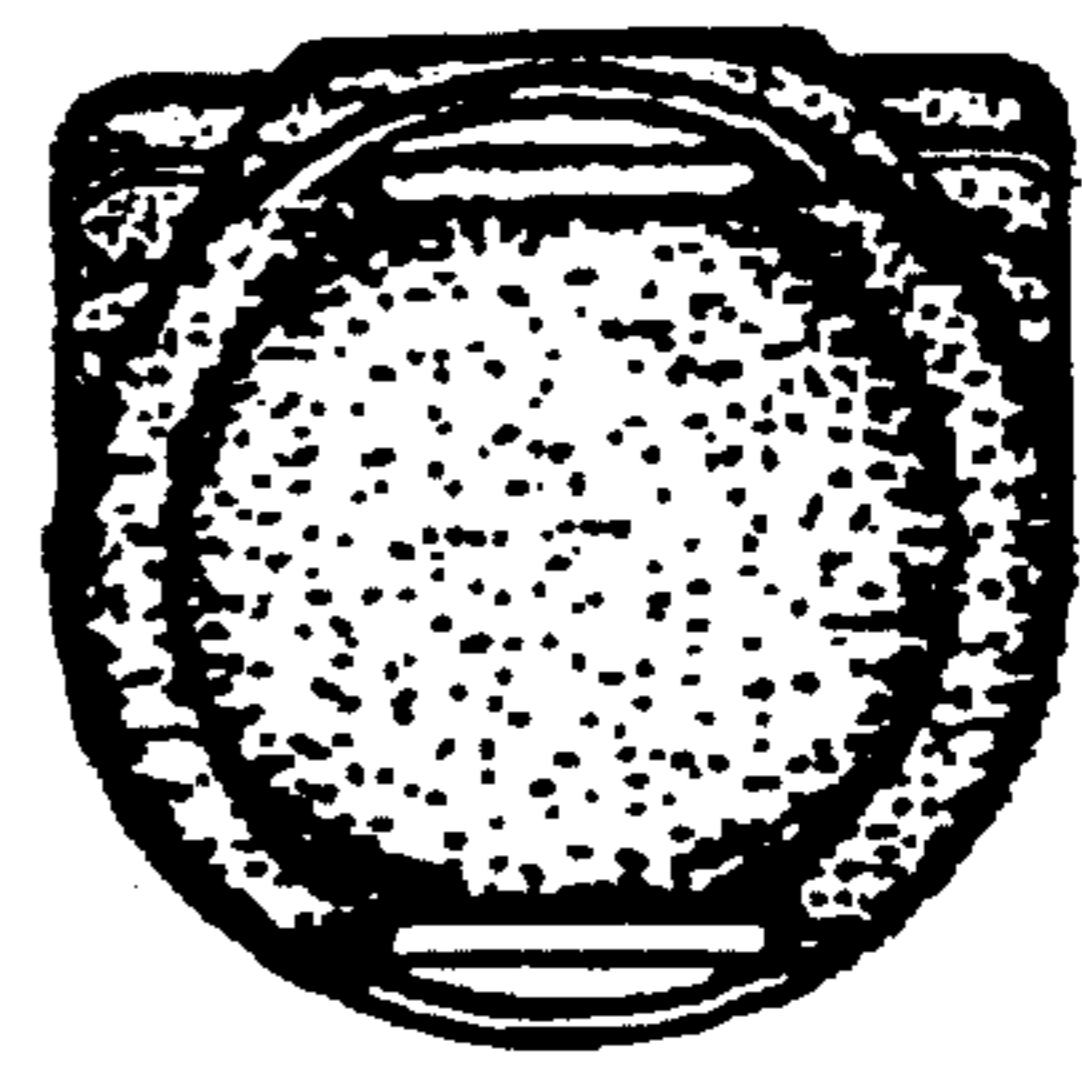


Fig. 4




Fig. 5




Fig. 6