



US00D365722S

# United States Patent [19]

[11] Patent Number: **Des. 365,722**

Duquaine et al.

[45] Date of Patent: **\*\*Jan. 2, 1996**

[54] **BREAD MAKING APPLIANCE**

[75] Inventors: **Edward J. Duquaine**, West Bend, Wis.; **William C. Cesaroni**, Glenview, Ill.

[73] Assignee: **The West Bend Company**, West Bend, Ind.

[\*\*] Term: **14 Years**

[21] Appl. No.: **12,647**

[22] Filed: **Sep. 7, 1993**

[52] U.S. Cl. .... **D7/350**

[58] **Field of Search** ..... D7/347-350; 99/352, 99/353, 426, 327, 348; 219/391, 393; 126/275 R, 275 E, 21 R

[56] **References Cited**

**U.S. PATENT DOCUMENTS**

- D. 310,615 9/1990 Kitai et al. .... D7/348
- D. 311,848 11/1990 Mikami et al. .... D7/348
- D. 314,687 2/1991 Kim ..... D7/350

- D. 325,147 4/1992 Watanabe et al. .... D7/348
- D. 330,306 10/1992 Kim ..... D7/350
- D. 341,515 11/1993 Hamada et al. .... D7/350
- D. 341,516 11/1993 Hamada et al. .... D7/350
- D. 346,303 4/1994 Kaneko ..... D7/350
- D. 351,759 10/1994 Maruyama et al. .... D7/350

*Primary Examiner*—Ruth McInroy  
*Attorney, Agent, or Firm*—Jansson & Shupe, Ltd.

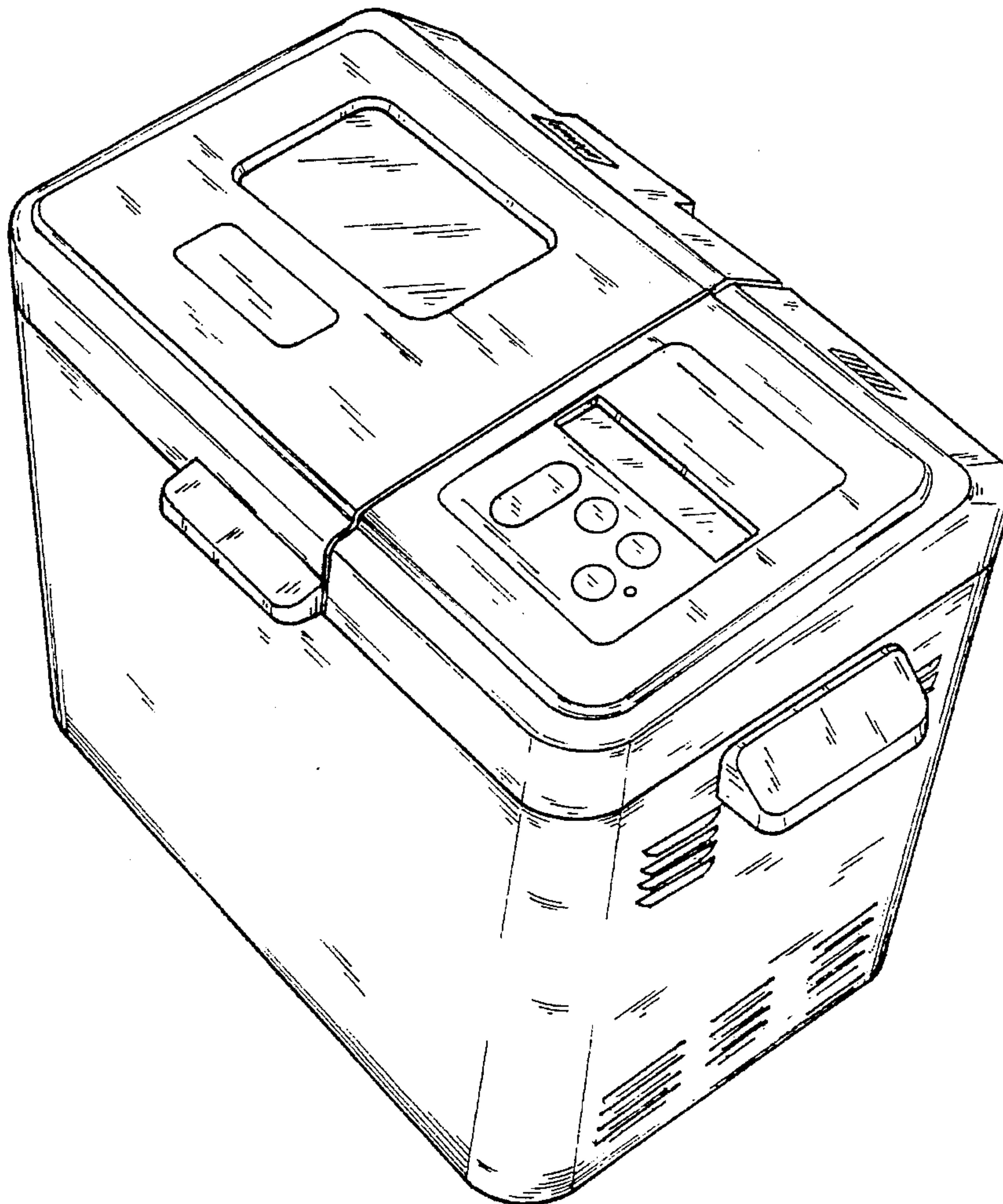
[57] **CLAIM**

The ornamental design for a bread making appliance, as shown.

**DESCRIPTION**

FIG. 1 is a perspective view of a bread making appliance showing our new design;  
FIG. 2 is a front elevation view thereof;  
FIG. 3 is a top plan view thereof;  
FIG. 4 is a right side elevation view thereof; and,  
FIG. 5 is a back elevation thereof.  
The undisclosed bottom is plain and unornamented.

**1 Claim, 3 Drawing Sheets**



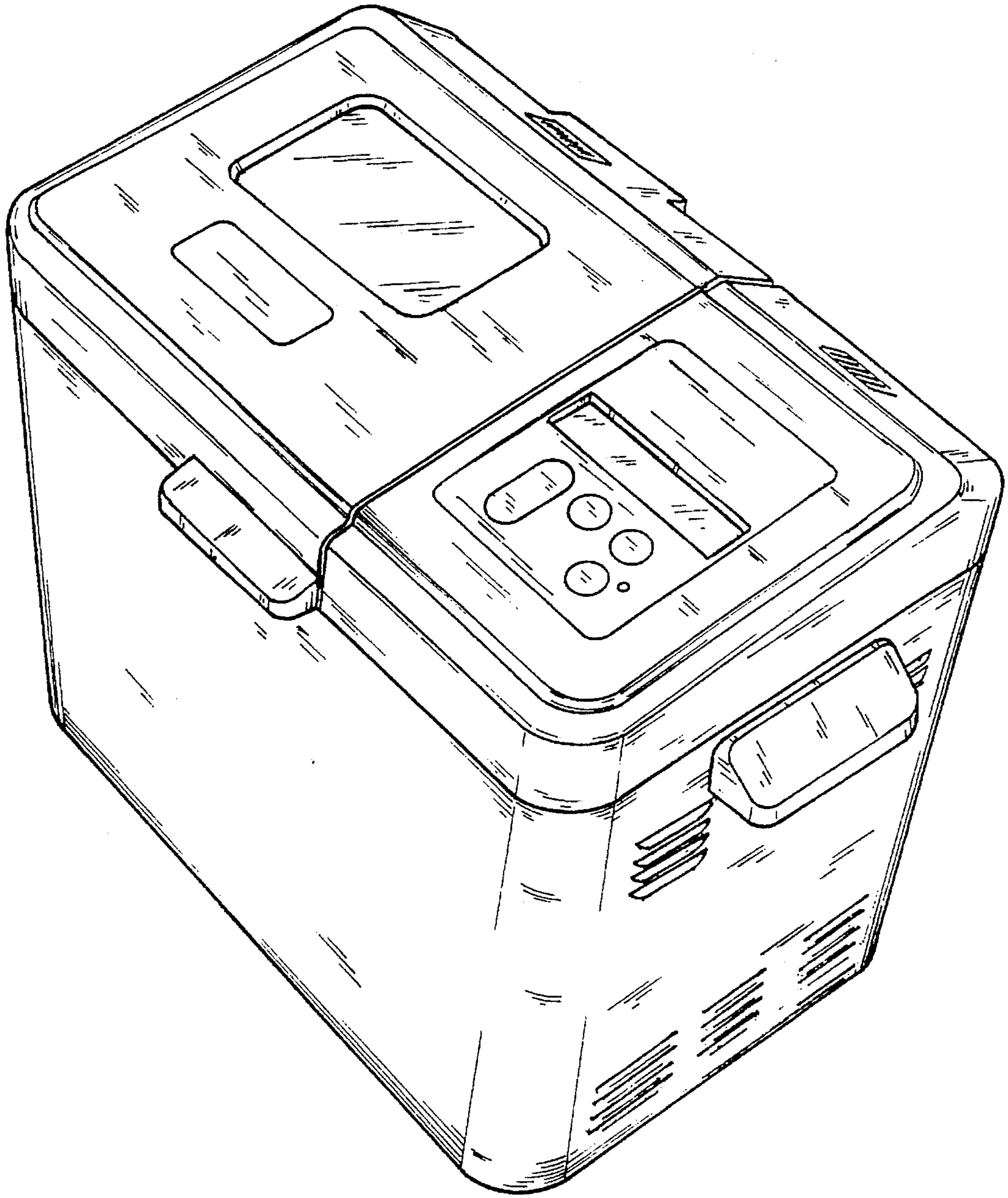


FIG. 1

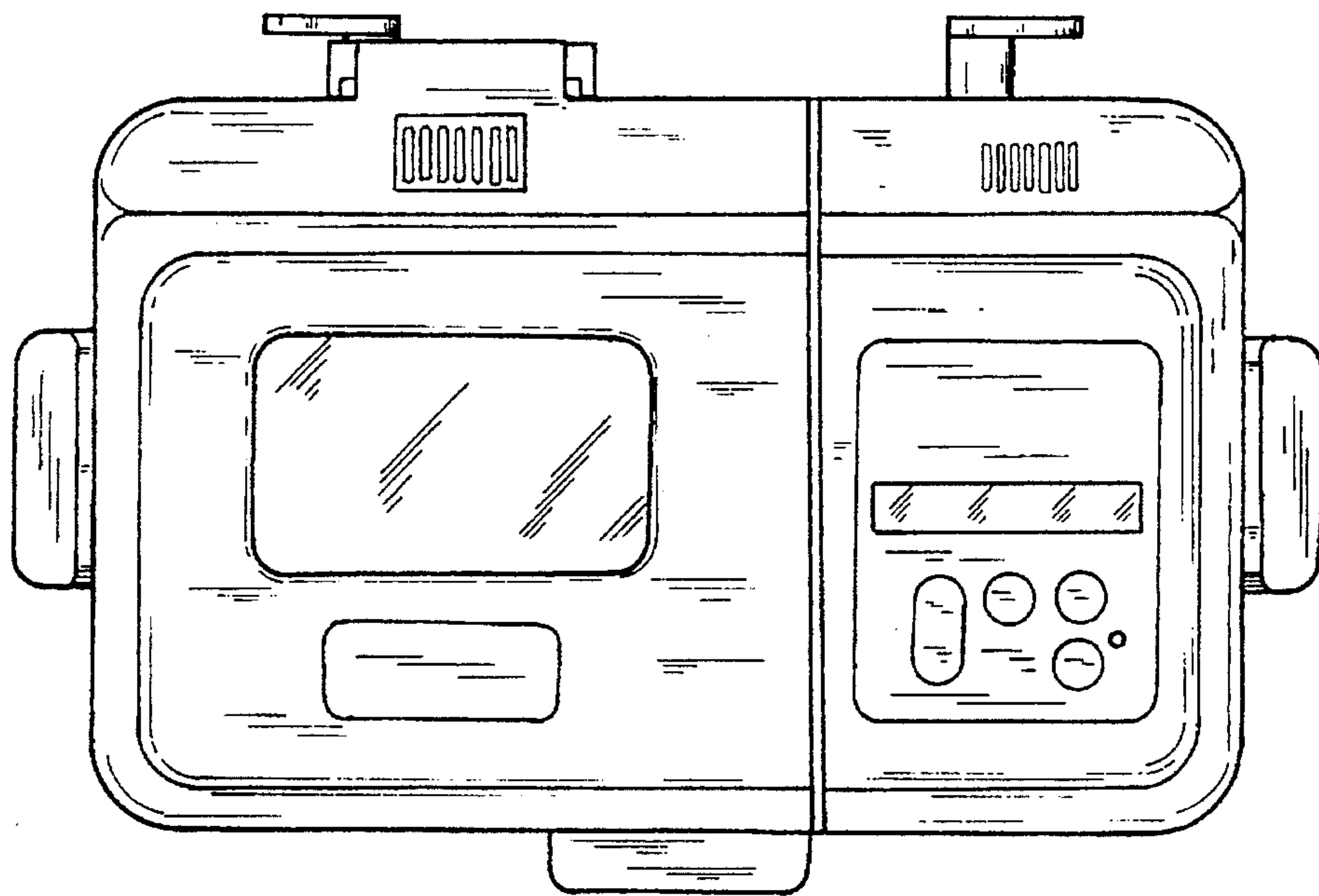


FIG. 3




FIG. 2



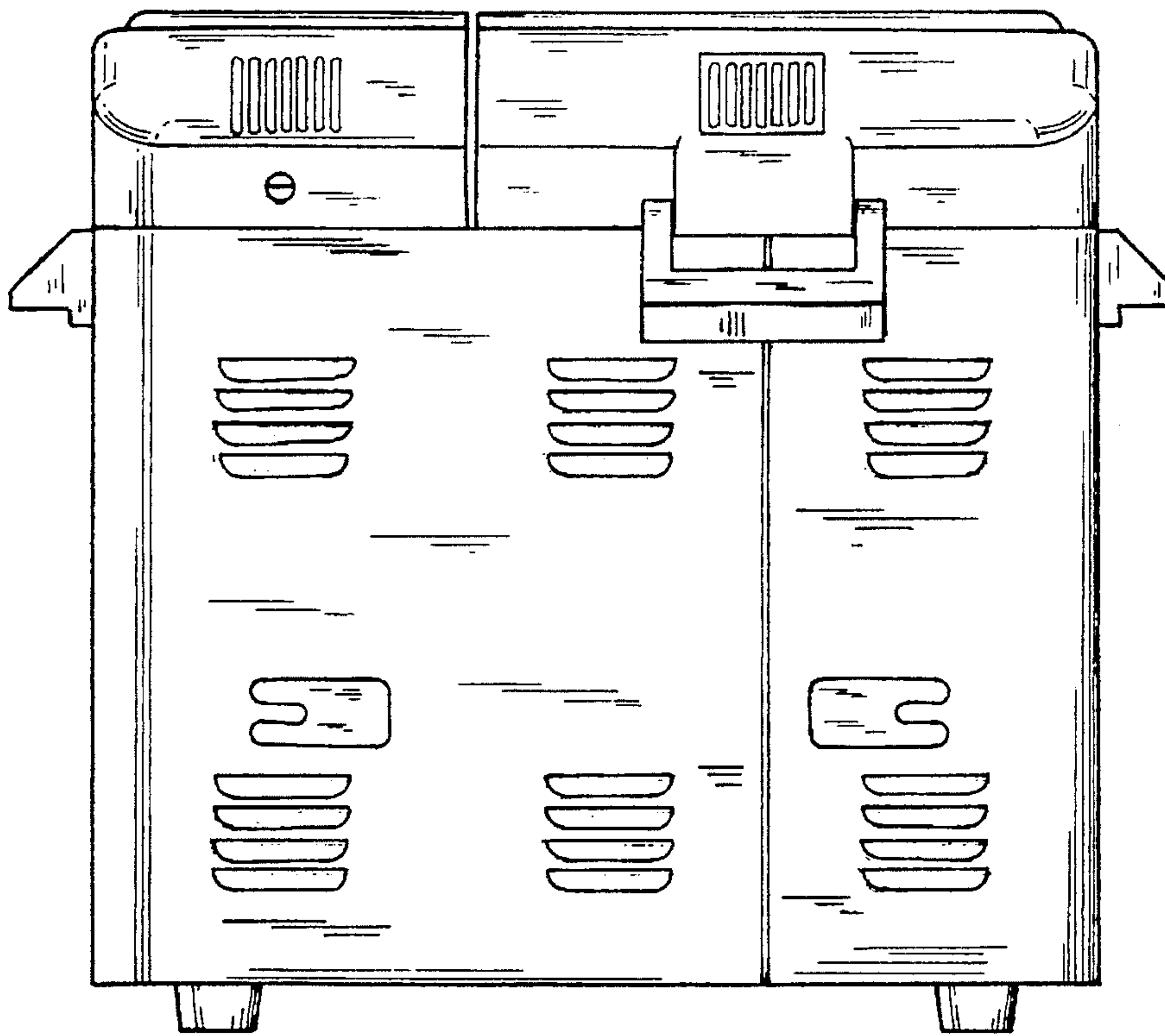


FIG. 5




FIG. 4