



US00D365720S

United States Patent [19]

[11] Patent Number: **Des. 365,720**

Balschunat

[45] Date of Patent: ****Jan. 2, 1996**

[54] STORAGE UNIT FOR COMPACT DISCS

4,317,603 3/1982 Pepicelli et al. 211/40 X

[76] Inventor: **Gary Balschunat**, P.O. Box 408,
Middleville, N.Y. 13406-0408

FOREIGN PATENT DOCUMENTS

1460770 10/1966 France 211/40

[**] Term: **14 Years**

Primary Examiner—Alan P. Douglas

Assistant Examiner—S. Snapp

Attorney, Agent, or Firm—Steinberg, Raskin & Davidson

[21] Appl. No.: **22,869**

[57] CLAIM

[22] Filed: **May 13, 1994**

The ornamental design for a storage unit for compact discs, as shown.

[52] U.S. Cl. **D6/629; D6/407**

[58] Field of Search D6/396, 399, 407,
D6/629, 630, 449, 450, 451, 466, 467,
468, 469; 211/40, 41, 42; 248/387.1, 387.11,
307.1, 308.1, 308.3

DESCRIPTION

[56] References Cited

U.S. PATENT DOCUMENTS

D. 243,576	3/1977	Zinck	D6/407
D. 283,371	4/1986	Armbruster	D6/407 X
D. 296,840	7/1988	Hatcher et al.	D6/629
D. 313,520	1/1991	Block	D6/467
D. 337,452	7/1993	Chow	D6/407
2,619,966	2/1952	Gallia	211/40 X
4,121,877	10/1978	Brown	211/40 X

FIG. 1 is a perspective view from the left side of a storage unit for compact discs showing my new design;
FIG. 2 is a top plan view thereof;
FIG. 3 is a front elevational view thereof;
FIG. 4 is a side elevational view from the left side thereof;
FIG. 5 is a side elevational view from the right side thereof;
FIG. 6 is a rer view thereof; and,
FIG. 7 is a bottom view thereof.

1 Claim, 3 Drawing Sheets

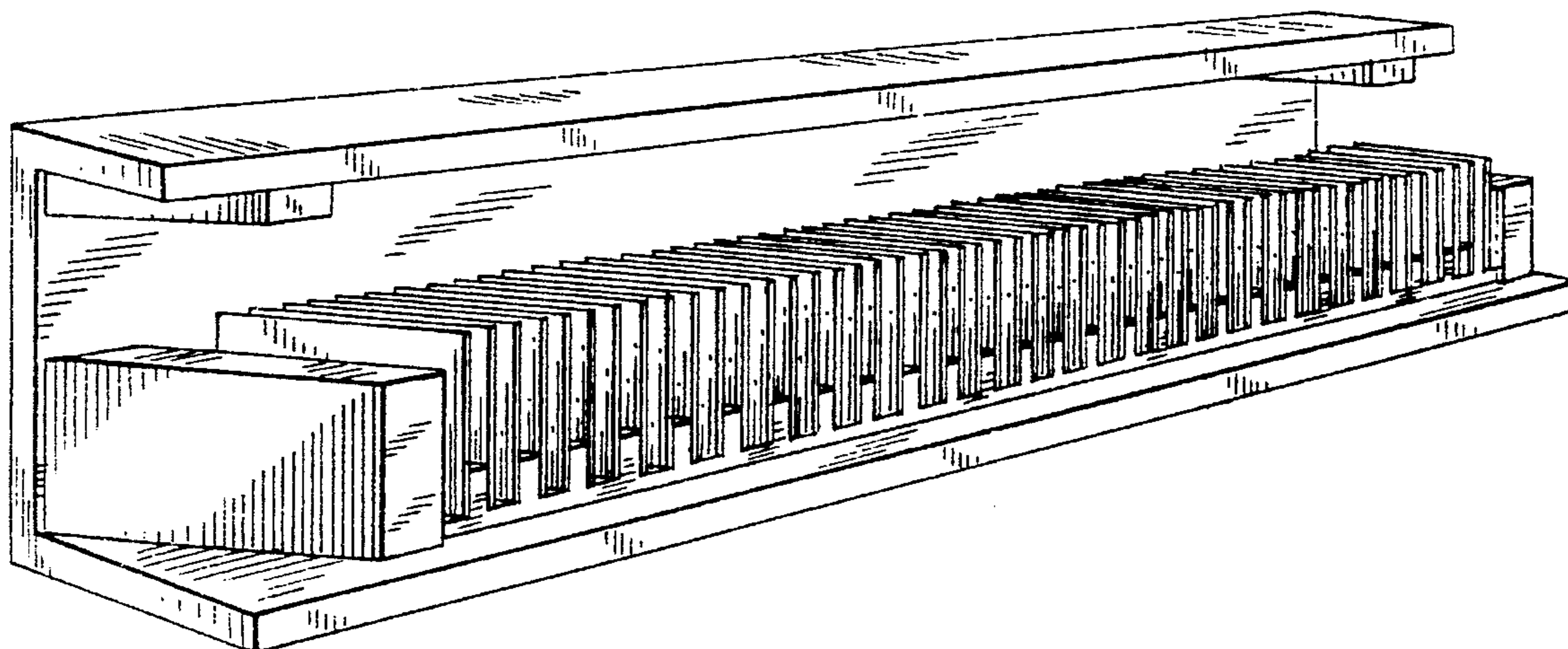


FIG. 1

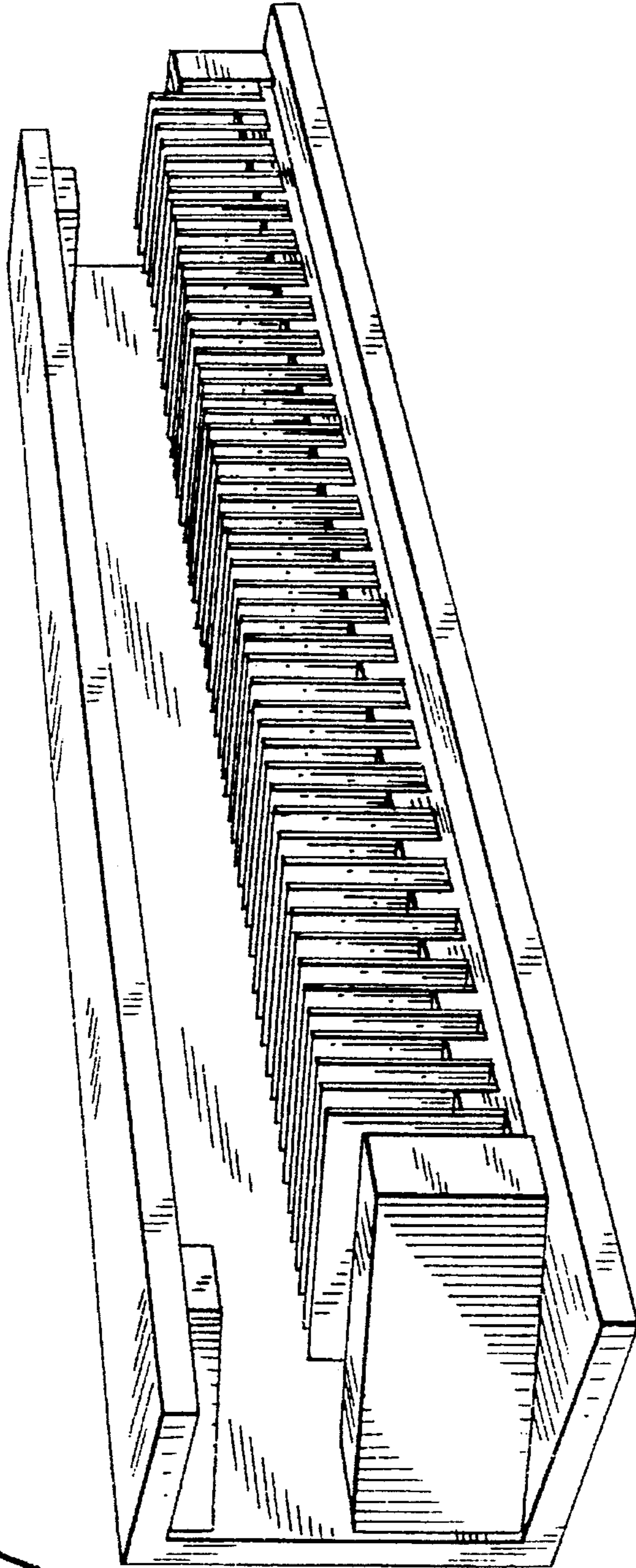


FIG. 2

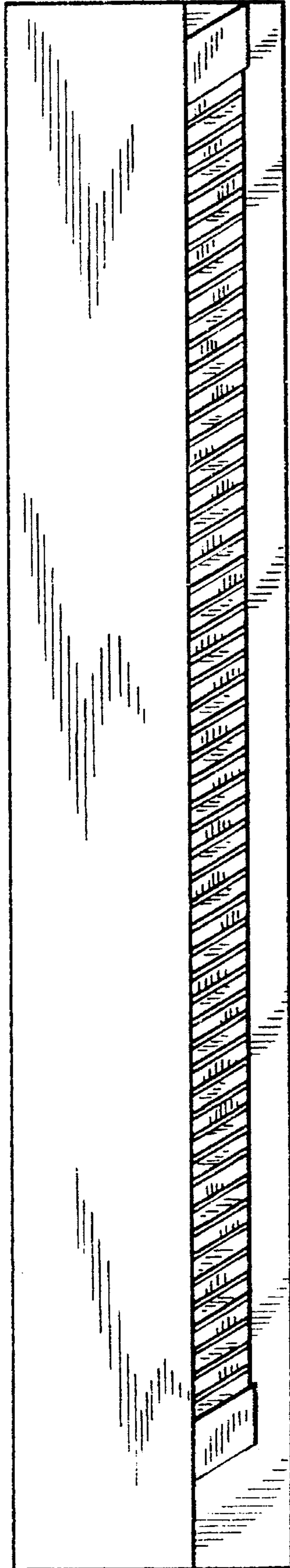


FIG. 3




FIG. 5

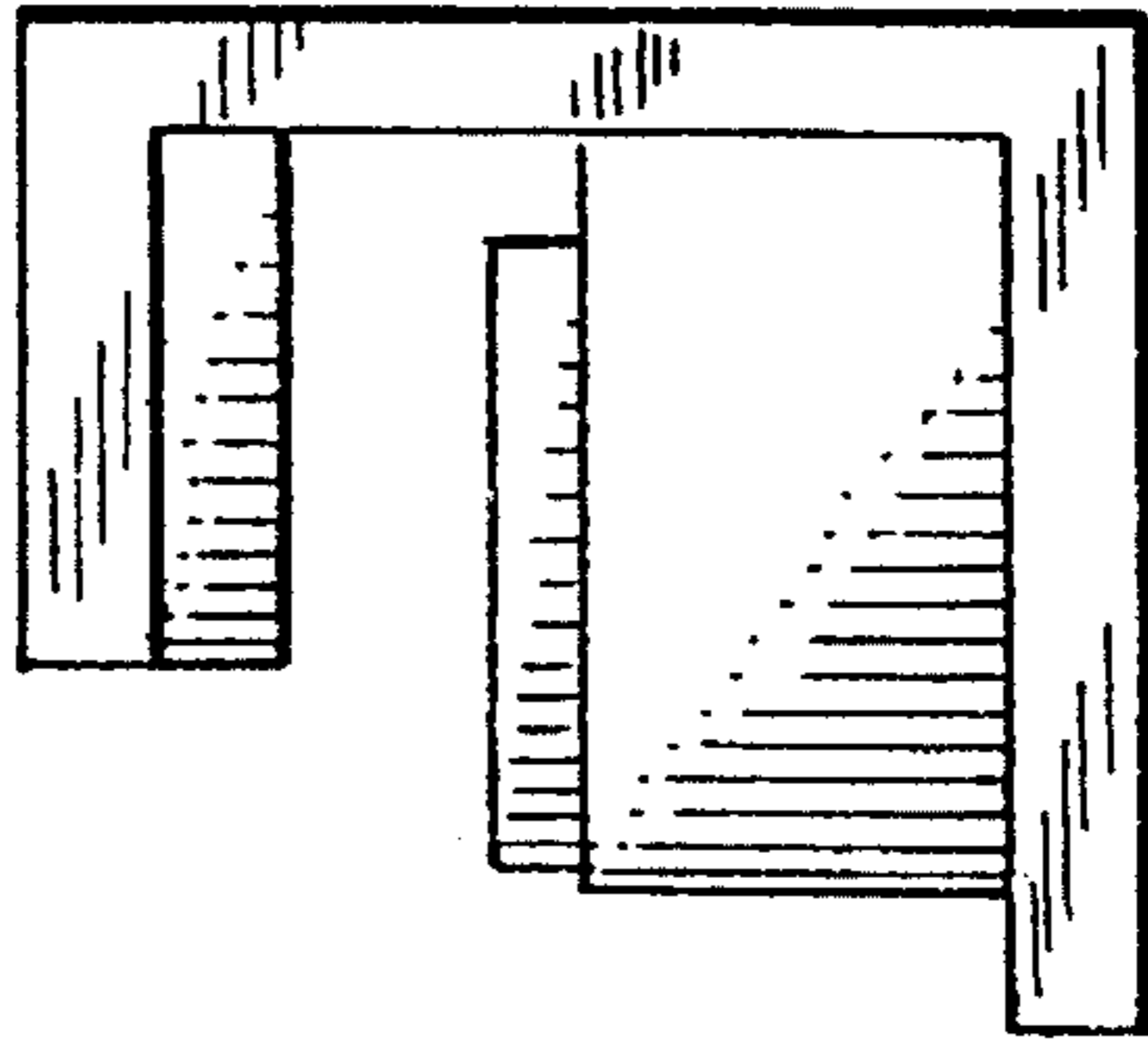


FIG. 4

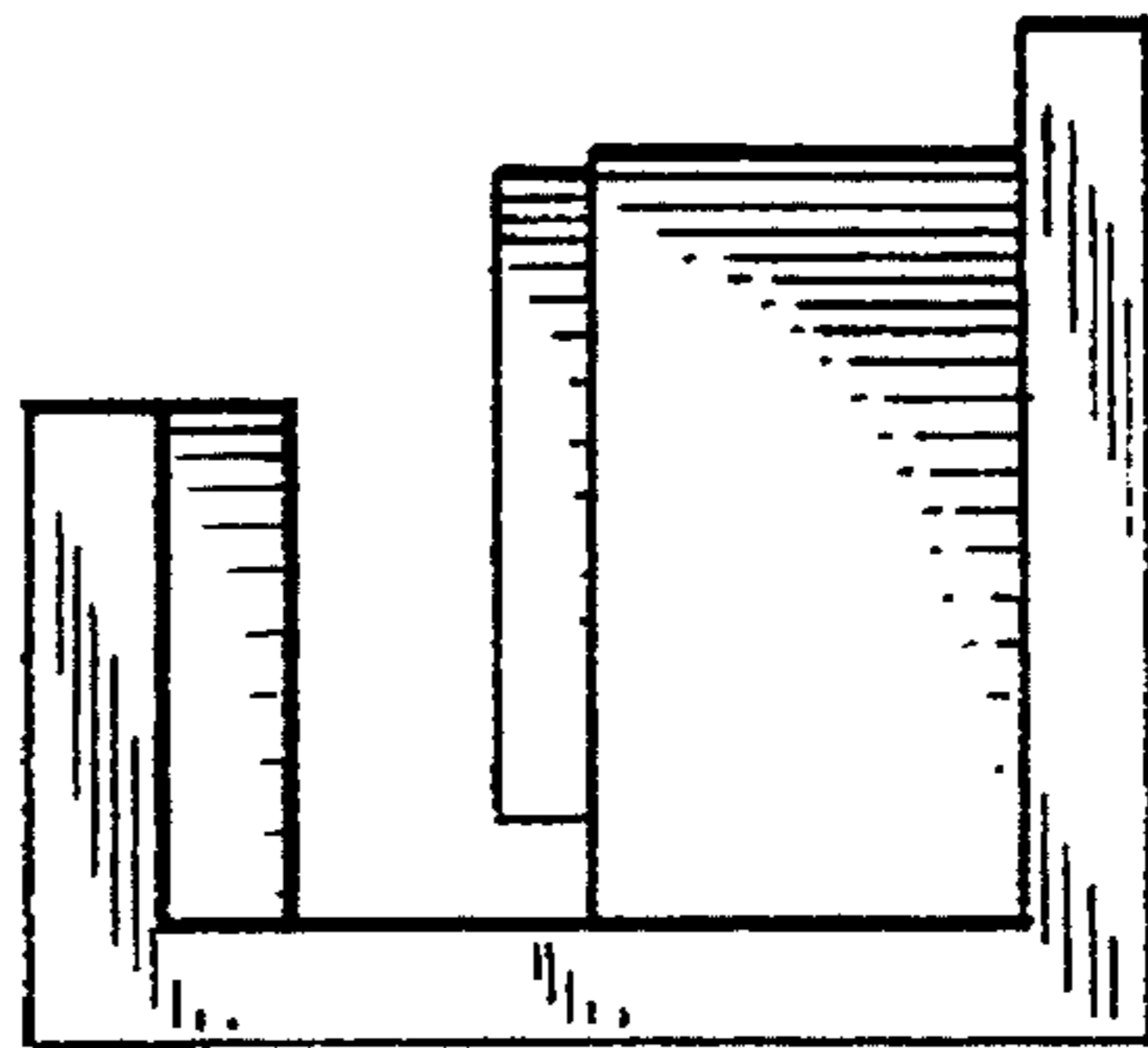


FIG. 6




FIG. 7

