



US00D365719S

# United States Patent [19]

[11] Patent Number: **Des. 365,719**

**Bryan**

[45] Date of Patent: **\*\*Jan. 2, 1996**

[54] **HOLSTER FOR A STEERING WHEEL LOCKING CLUB**

5,222,381 6/1993 Wilcox ..... 70/19

[76] Inventor: **Lamonte E. Bryan**, 2321 S. Magnolia, No. 5A, Ontario, Calif. 91762

*Primary Examiner*—Brain N. Vinson  
*Attorney, Agent, or Firm*—Thomas E. Schatzel

[\*\*] Term: **14 Years**

[57] **CLAIM**

The ornamental design for a holster for a steering wheel locking club, as shown and described.

[21] Appl. No.: **34,935**

**DESCRIPTION**

[22] Filed: **Feb. 15, 1995**

[52] U.S. Cl. .... **D6/567**; D8/343

FIG. 1 is a top, front and left side perspective view of a holster for a steering wheel locking club showing my new design;

[58] Field of Search ..... D6/512, 552, 553, D6/567; D8/330-331, 343; 70/209-212, 233, 237-238, 225-226, 14-15, 17-19; 224/311, 315, 323, 913, 915, 922; 211/13, 64, 62-63

FIG. 2 is a front elevational view thereof;  
FIG. 3 is a left side elevational view thereof;  
FIG. 4 is a right side elevational view thereof;  
FIG. 5 is a rear elevational view thereof;  
FIG. 6 is a top plan view thereof; and,  
FIG. 7 is a bottom plan view thereof.

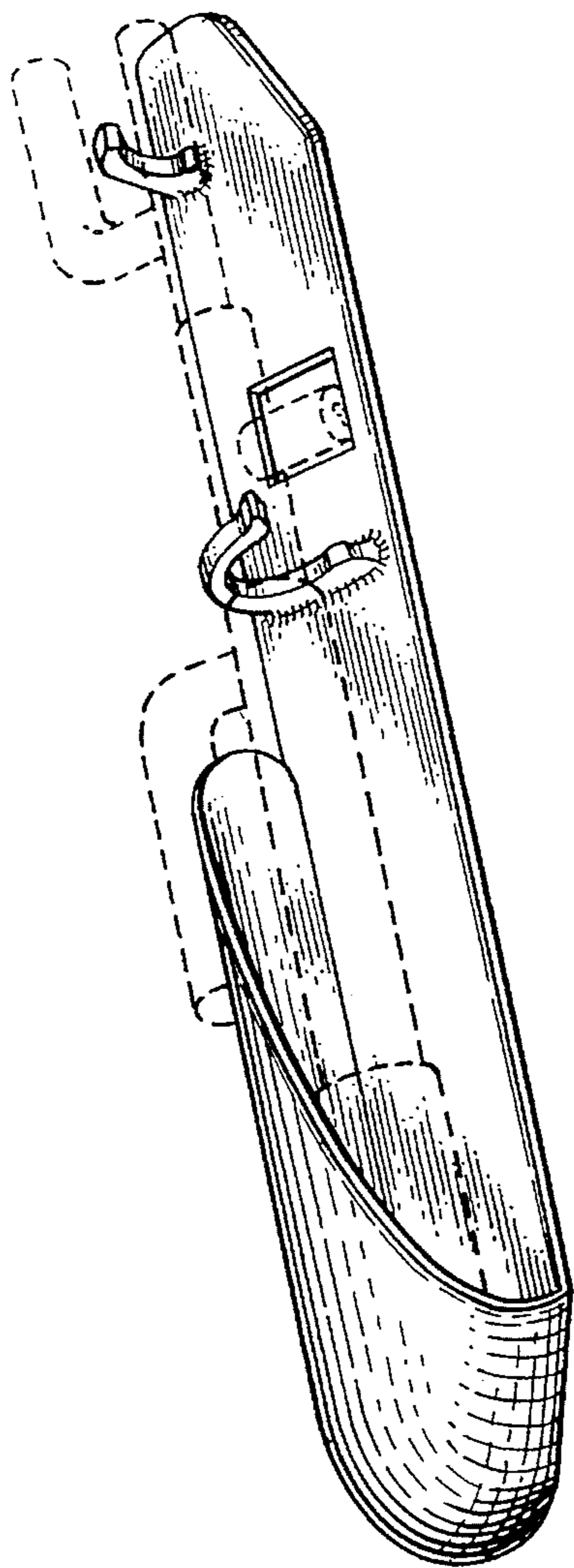
[56] **References Cited**

The broken-line disclosure of a steering wheel locking club is for illustrative purposes only and forms no part of the claimed design.

**U.S. PATENT DOCUMENTS**

- D. 128,814 8/1941 Wells ..... D6/553
- D. 351,551 10/1994 Wilcox ..... D8/343
- D. 355,694 2/1995 Stafford, Jr. .... D6/552 X

**1 Claim, 1 Drawing Sheet**



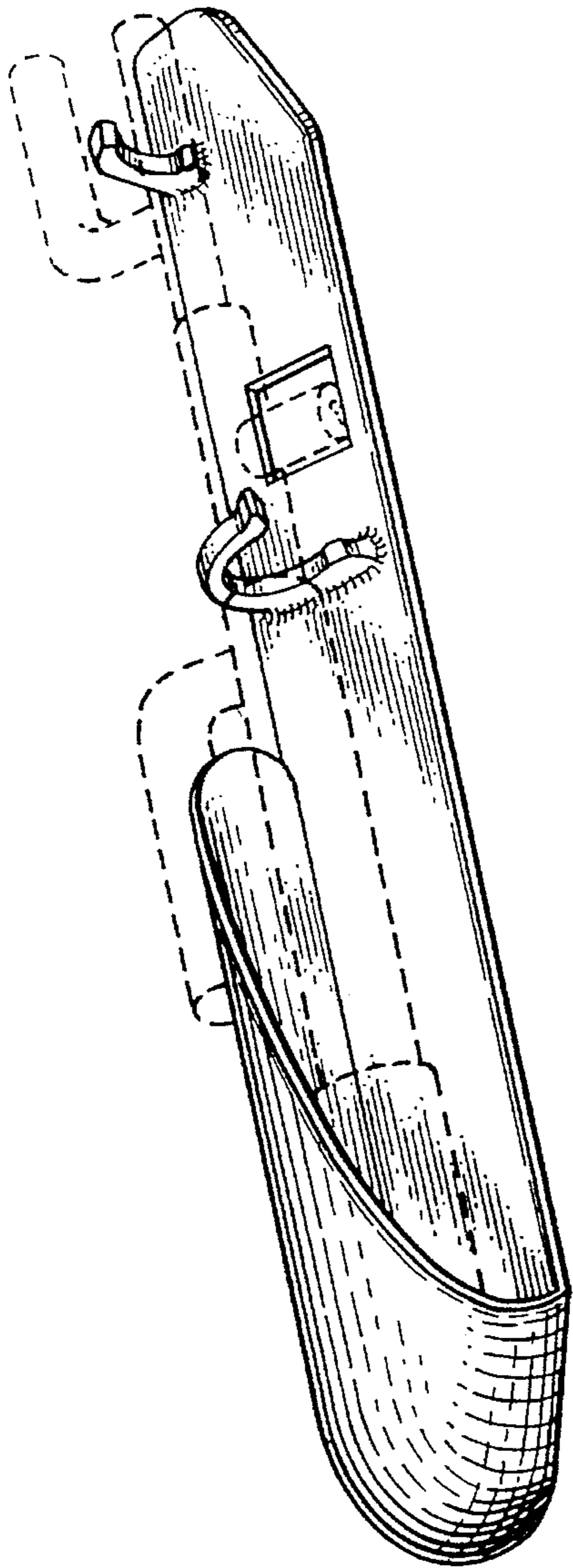


Fig. 1



Fig. 2



Fig. 3

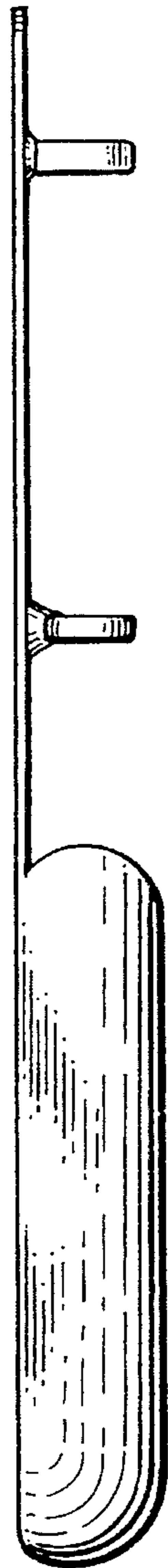


Fig. 4




Fig. 5

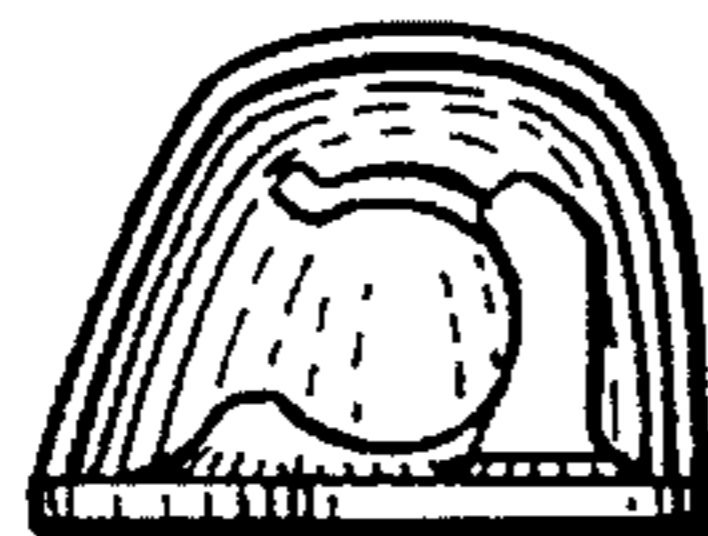


Fig. 6

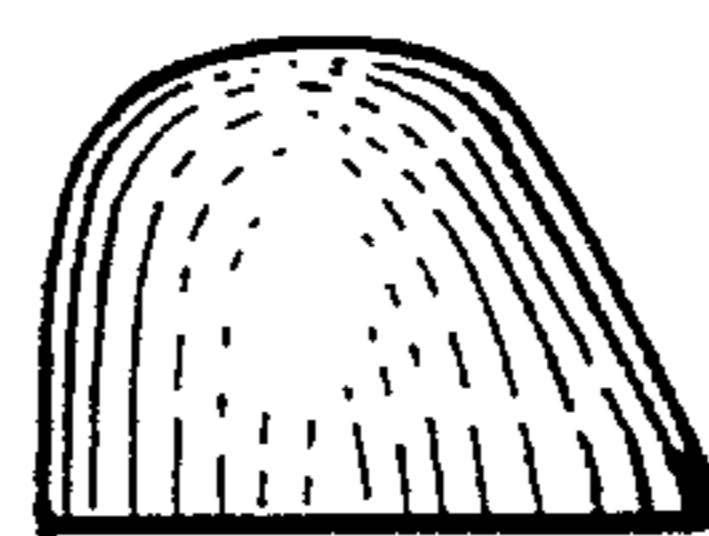


Fig. 7