



US00D365714S

# United States Patent [19]

[11] Patent Number: **Des. 365,714**

Masello

[45] Date of Patent: **\*\*Jan. 2, 1996**

[54] **ELECTRIC RAZOR HOLDER**

[76] Inventor: **Leon Masello**, 115 Eisenhower Ave., E. Syracuse, N.Y. 13057

[\*\*] Term: **14 Years**

[21] Appl. No.: **21,376**

[22] Filed: **Apr. 15, 1994**

[52] U.S. Cl. .... **D6/526; D6/567**

[58] Field of Search ..... D6/526, 552, 553, D6/567; D3/304, 215; 206/214, 207, 77.1, 5, 38, 581, 345, 351, 387, 425, 461; 211/44, 71, 86-87, 88; 220/476, 908; 248/309.1, 311.2, 902

[56] **References Cited**

**U.S. PATENT DOCUMENTS**

- D. 141,423 5/1945 Lewis ..... D6/573
- D. 167,458 8/1952 Gulotta ..... D6/570
- D. 190,178 4/1961 Goodyear ..... D6/570

- D. 264,481 5/1982 Russo ..... D6/567 X
- D. 280,466 9/1985 Seltzer et al. .... D6/567 X
- D. 307,445 4/1990 Greenhut et al. .... D6/573 X

*Primary Examiner*—Brian N. Vinson  
*Attorney, Agent, or Firm*—George R. McGuire

[57] **CLAIM**

The ornamental design for electric razor holder, as shown and described.

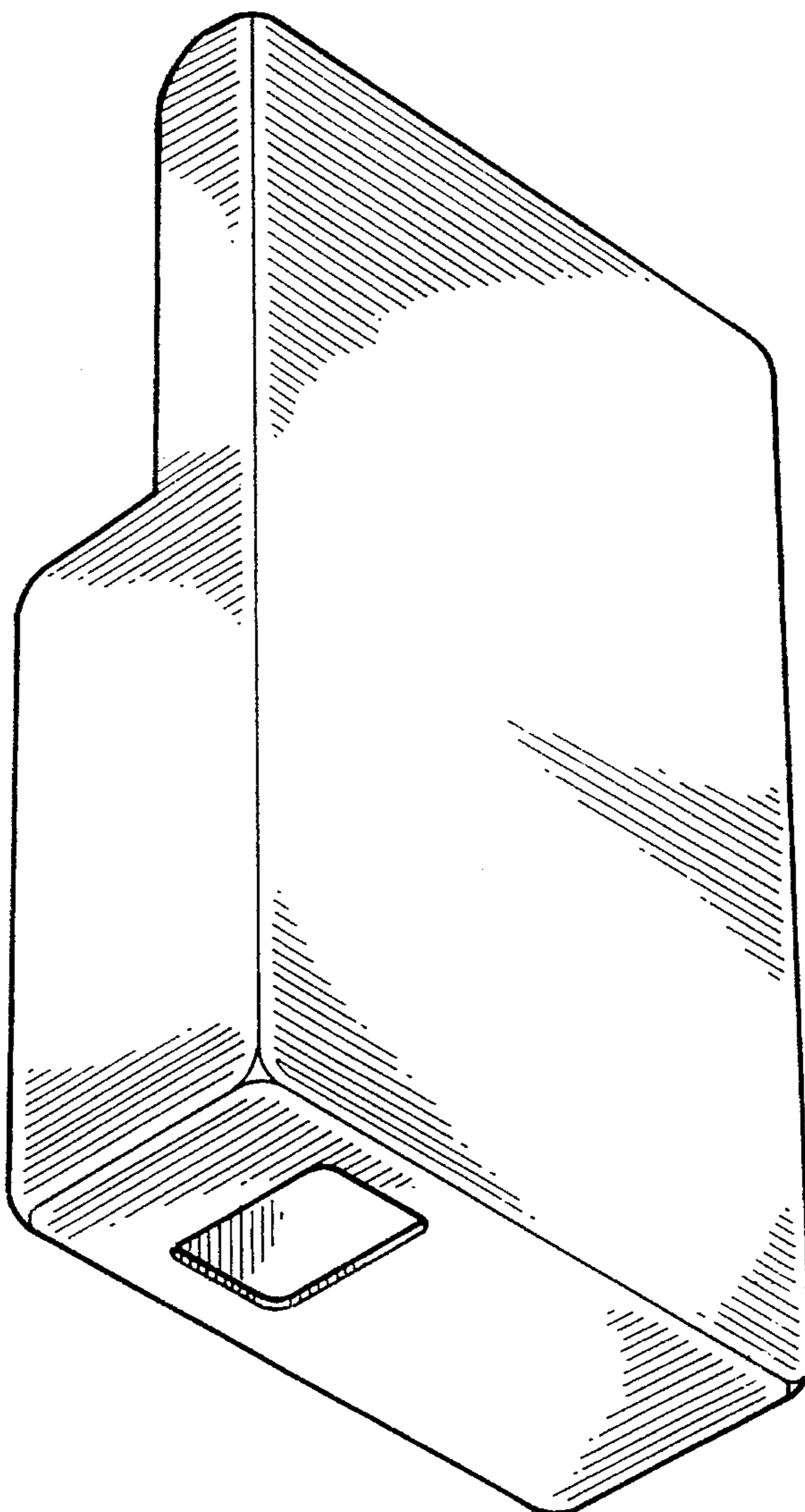
**DESCRIPTION**

FIG. 1 is a top, front, and left side perspective view of an electric razor holder showing my new design;

FIG. 2 is a top, front, and left side perspective view thereof, the broken-line disclosure of an electric razor being for illustrative purposes only and forming no part of the claimed design; and,

FIG. 3 is a bottom, rear, and right side perspective view thereof.

**1 Claim, 3 Drawing Sheets**



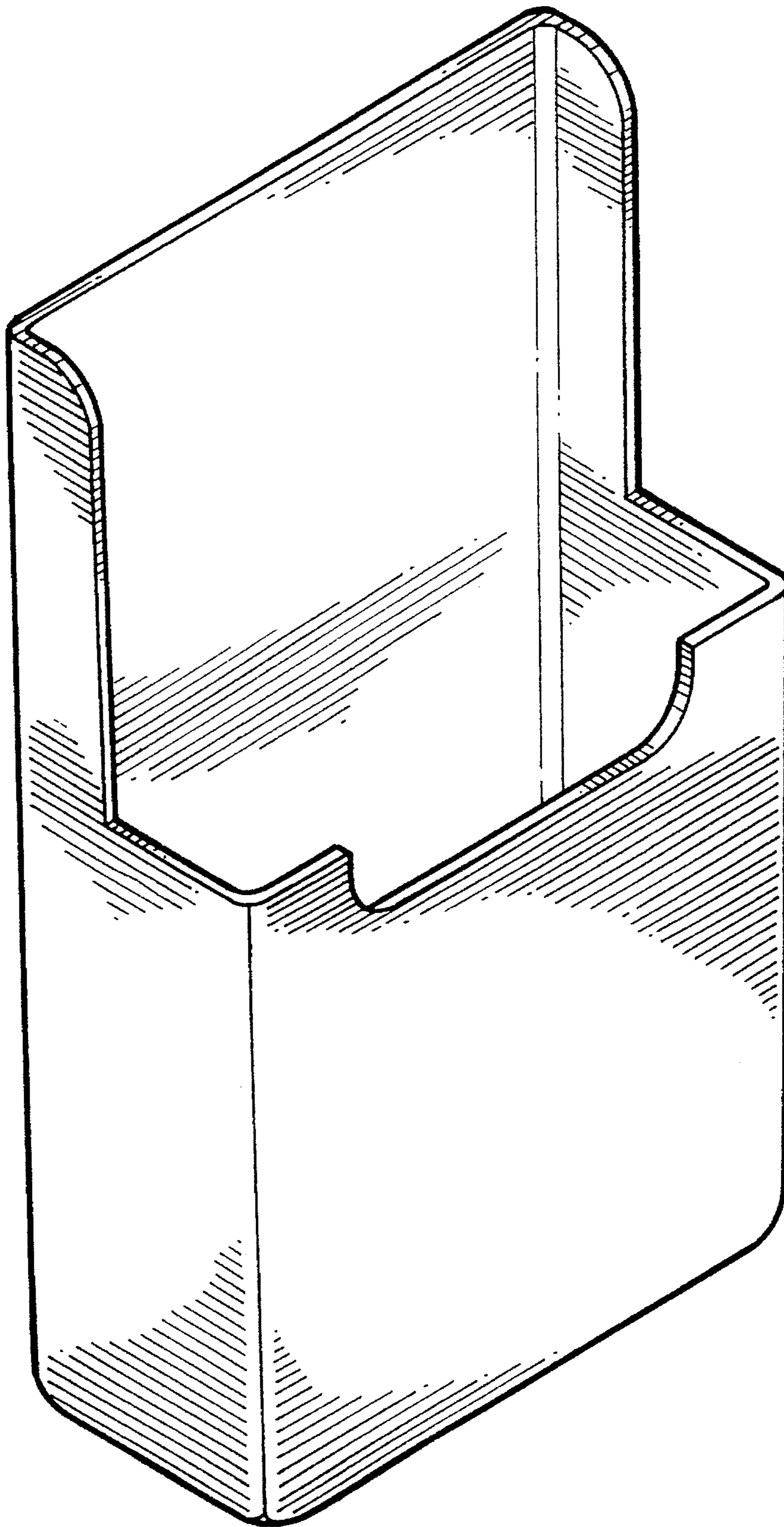


FIG. 1

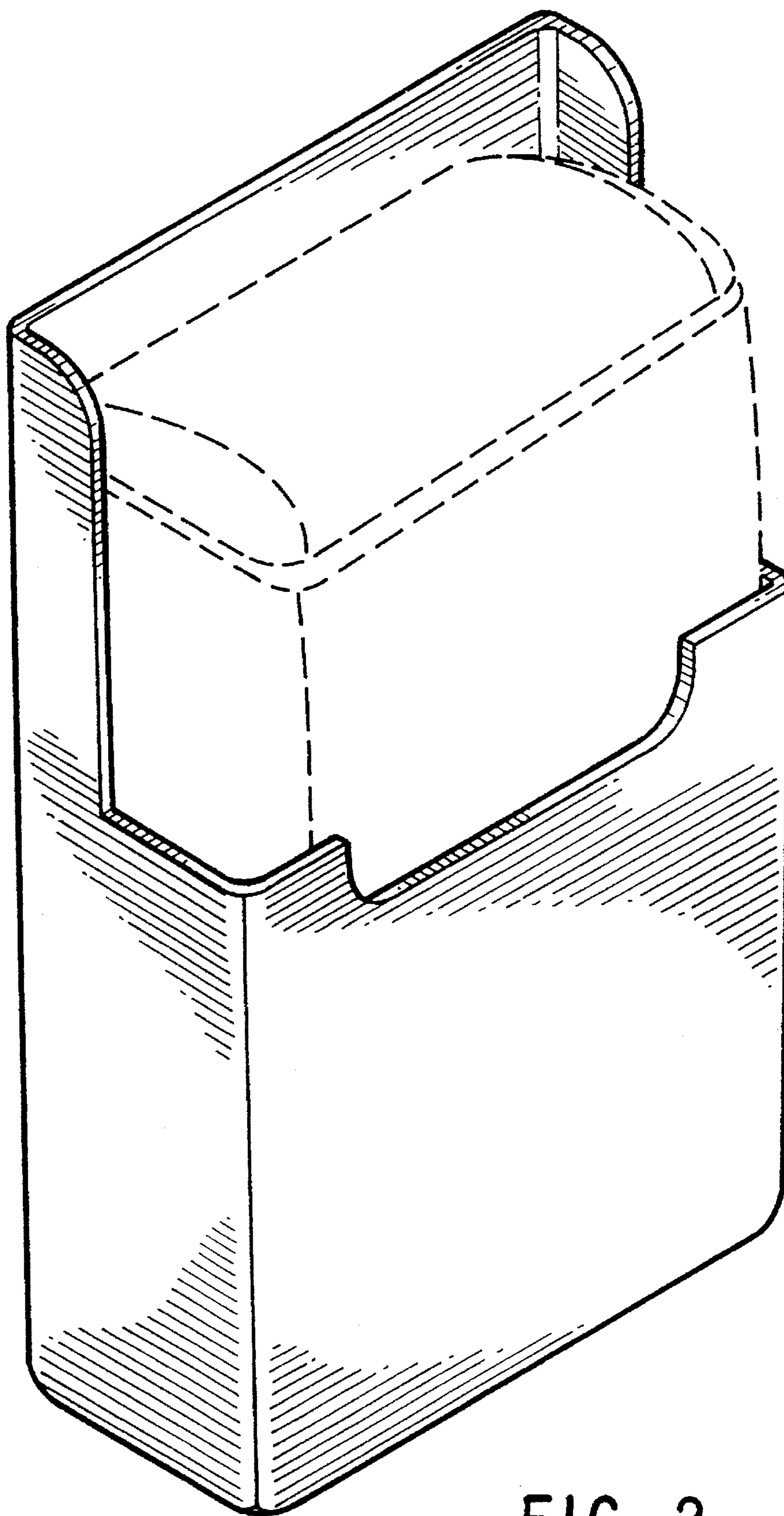


FIG. 2

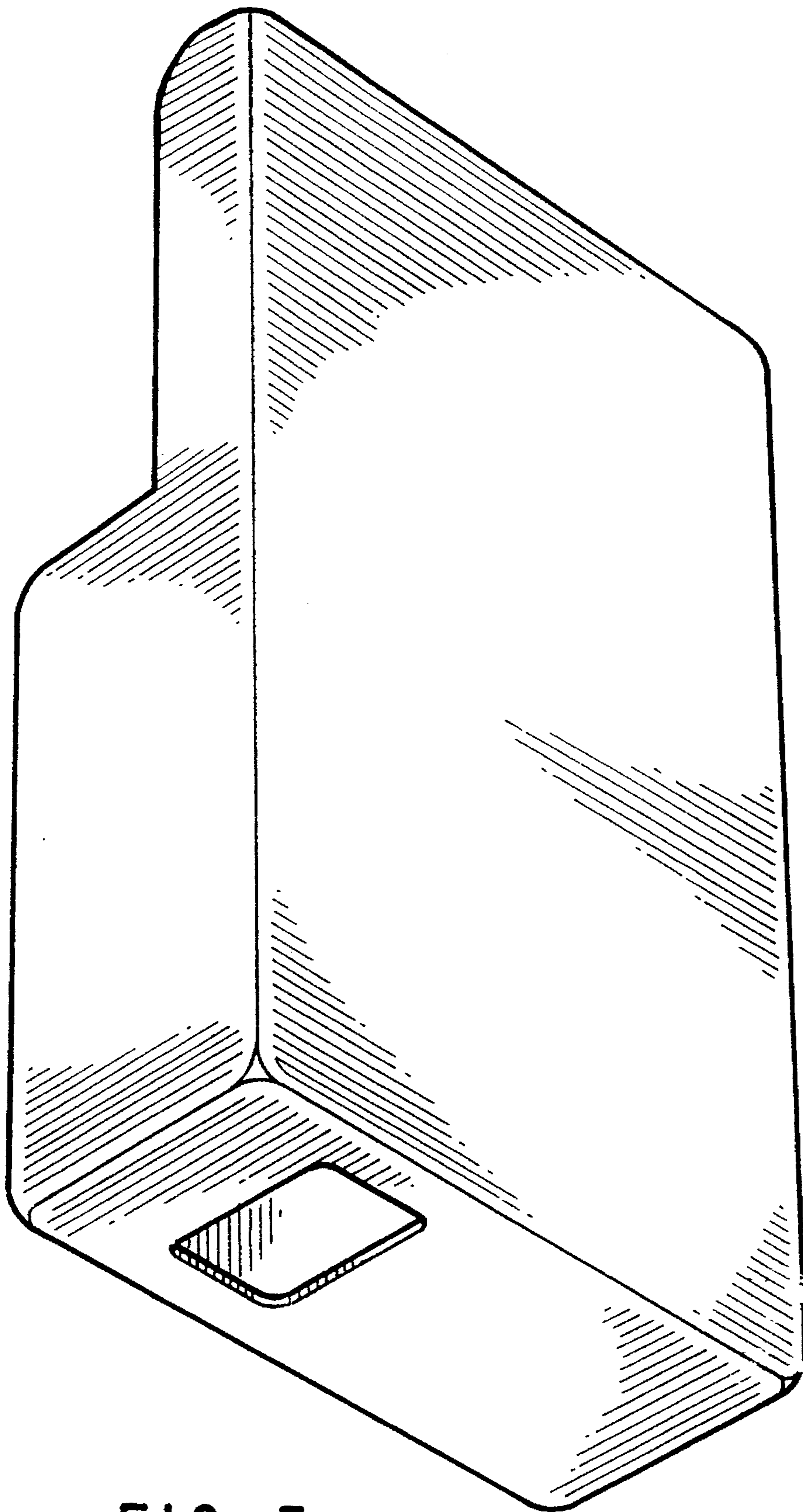


FIG. 3