



US00D365711S

**United States Patent** [19]  
**Ramirez**

[11] **Patent Number: Des. 365,711**  
[45] **Date of Patent: \*\*Jan. 2, 1996**

[54] **BASE SUPPORT FOR A TABLE TOP**

[76] Inventor: **Anthony Ramirez**, P.O. Box 1458,  
Lockeford, Calif. 95237

[\*\*] Term: **14 Years**

[21] Appl. No.: **28,407**

[22] Filed: **Sep. 14, 1994**

[52] U.S. Cl. .... **D6/497; D6/452; D6/453;**  
D11/157

[58] Field of Search ..... **D6/480-489, 495,**  
**D6/497, 450-452; D21/160; D11/157; 108/153,**  
**156, 157, 161**

[56] **References Cited**

**U.S. PATENT DOCUMENTS**

D. 68,211 9/1925 Larson ..... D21/160  
D. 83,194 2/1931 Friedman ..... D6/452

**OTHER PUBLICATIONS**

Furniture Today, Apr. 10, 1989, p. 144, table at center and left.

*Primary Examiner*—Janice E. Seeger  
*Attorney, Agent, or Firm*—Basil Travis


[57] **CLAIM**

The ornamental design for a base support for a table top, as shown and described.

**DESCRIPTION**

FIG. 1 is an elevational view of one end;  
FIG. 2 is an elevational view of the opposite end;  
FIG. 3 is a front elevational view;  
FIG. 4 is a top and front perspective view; and,  
FIG. 5 is a bottom and rear perspective view.

**1 Claim, 2 Drawing Sheets**



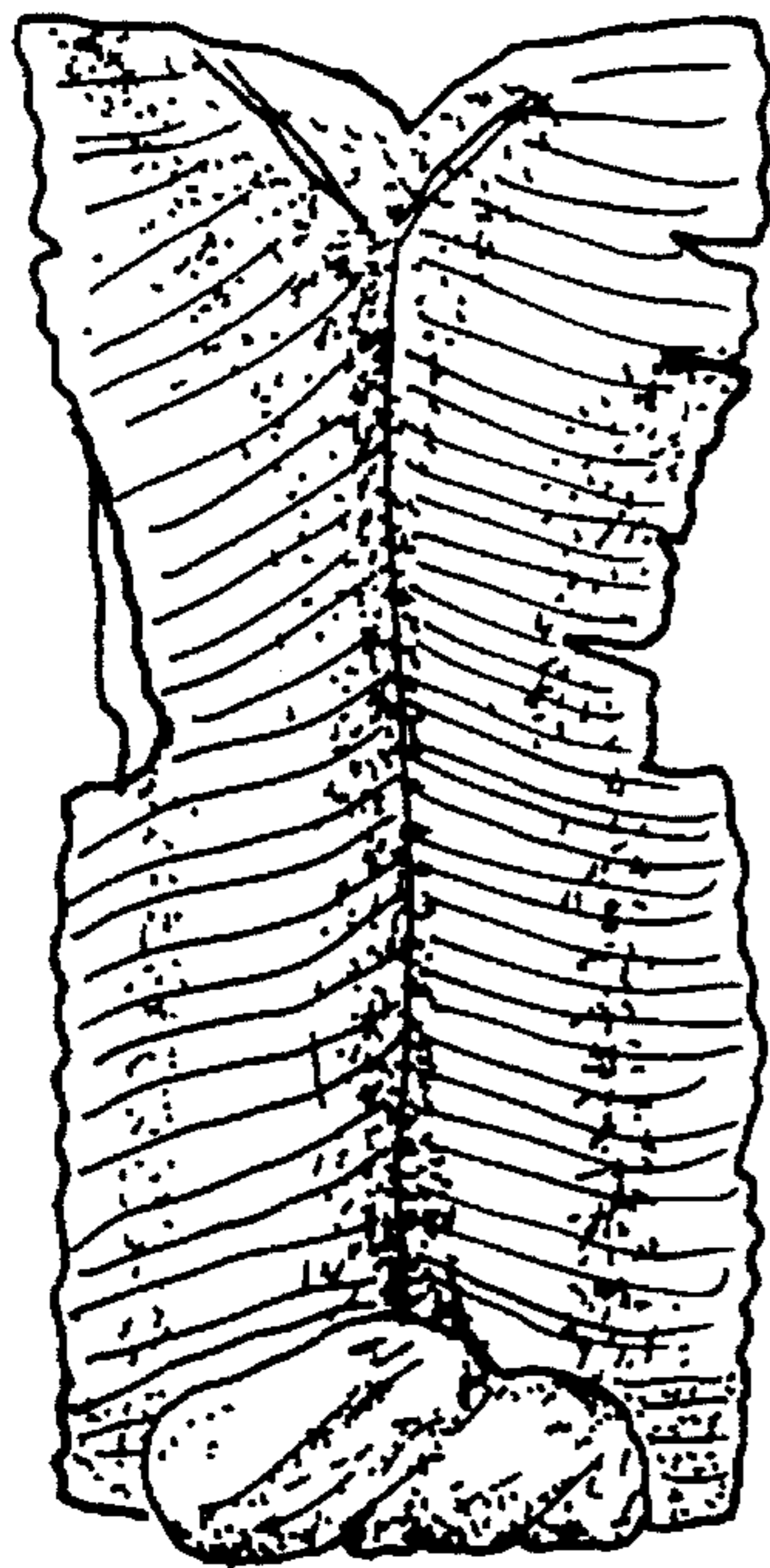


FIG. 1



FIG. 2




FIG. 3




FIG. 4




FIG. 5