



US00D365707S

United States Patent [19] Campbell

[11] Patent Number: **Des. 365,707**
[45] Date of Patent: ****Jan. 2, 1996**

[54] **WALLPAPER DISPLAY UNIT**
[75] Inventor: **Duncan F. Campbell**, Inglewood,
Canada

D. 313,325 1/1991 Delaney et al. D6/450
1,962,504 6/1934 Hauptli 108/59
5,121,974 6/1992 Monson 312/194

[73] Assignee: **The Borden Company, Limited**,
Ontario, Canada

OTHER PUBLICATIONS

Lozier Store Fixtures Catalog, Jan. 15, 1981, p. 205, top
item, X-4 box.

[**] Term: **14 Years**

Primary Examiner—Alan P. Douglas
Assistant Examiner—Cathron B. Matta
Attorney, Agent, or Firm—Stevens, Davis, Miller & Mosher

[21] Appl. No.: **20,599**

[22] Filed: **Mar. 29, 1994**

[57] CLAIM

[52] U.S. Cl. **D6/477**

The ornamental design of a wallpaper display unit, as shown
and described.

[58] Field of Search D6/396, 407, 414,
D6/426-428, 439, 449, 450, 455, 461,
467, 470, 471, 473, 477-479; 108/59, 60,
161; 211/34, 42, 45; 312/114, 126

DESCRIPTION

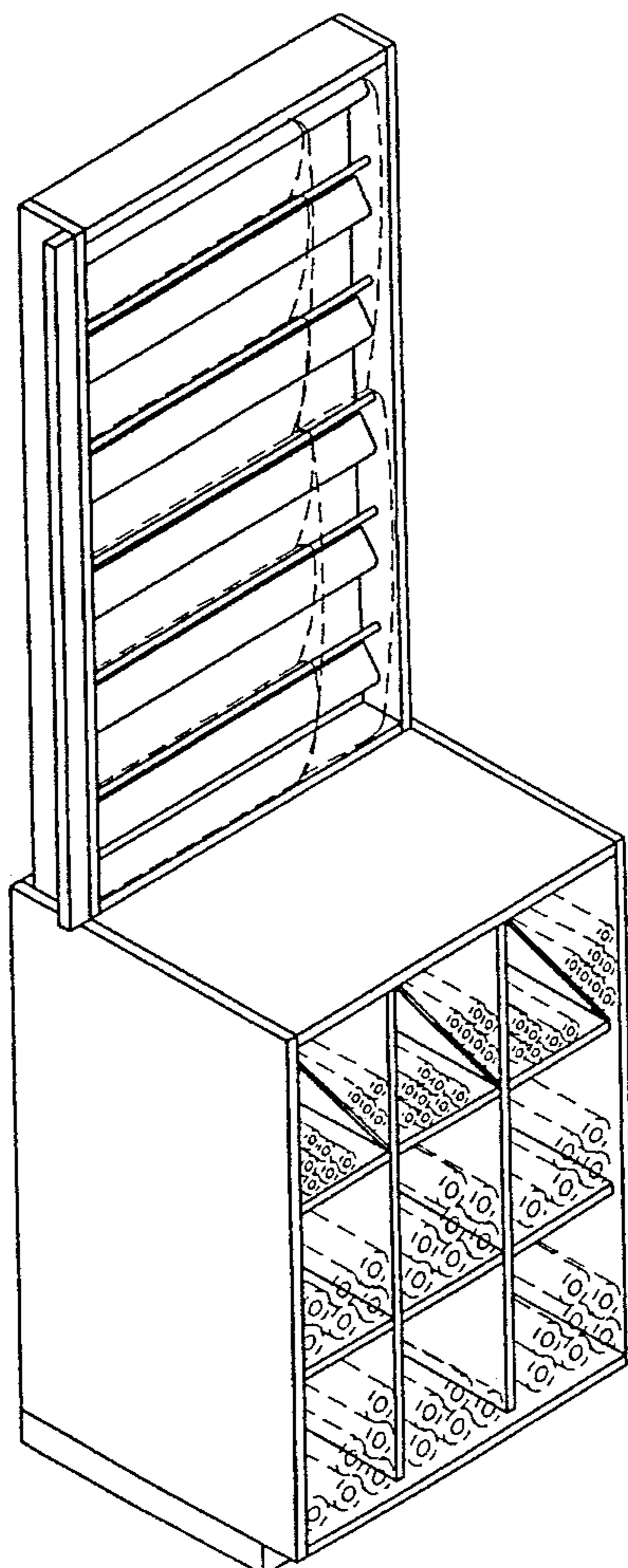
[56] References Cited

U.S. PATENT DOCUMENTS

D. 219,249 11/1970 Channing D6/450
D. 232,507 8/1974 Cheek D6/407
D. 239,233 3/1976 Taylor D6/450
D. 287,443 12/1986 Norling et al. D6/467
D. 296,282 6/1988 De Prins D6/439 X
D. 300,096 3/1989 Galhoud et al. D6/478

FIG. 1 is a perspective view showing the front left side, and
top of my wallpaper display unit; the right side is a mirror
image of the left side; the rear and the bottom are plain and
unornamented and are not a part of the claimed design;
FIG. 2 is a front view thereof; and,
FIG. 3 is a sectional view along line 3—3 of FIG. 2.
The broken line showing of displayed material is illustrative
purposes only and forms no part of the claimed design.

1 Claim, 2 Drawing Sheets



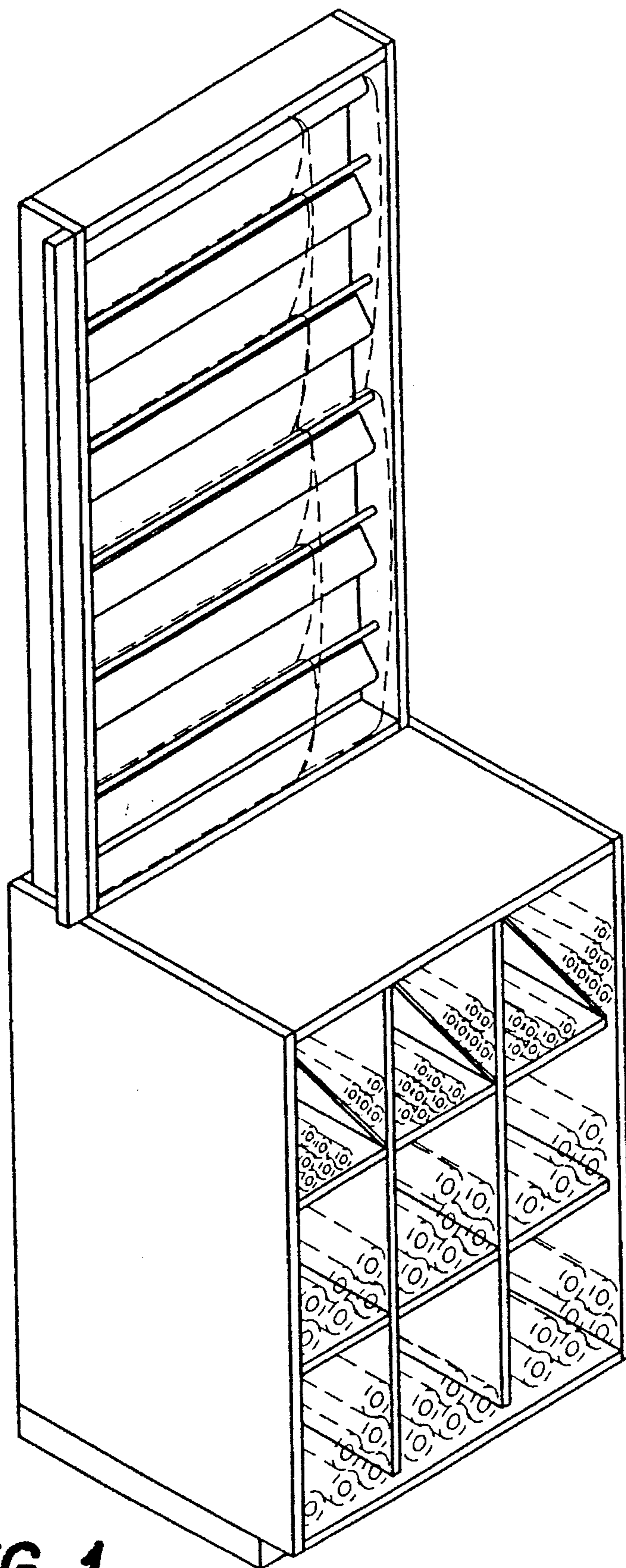


FIG. 1

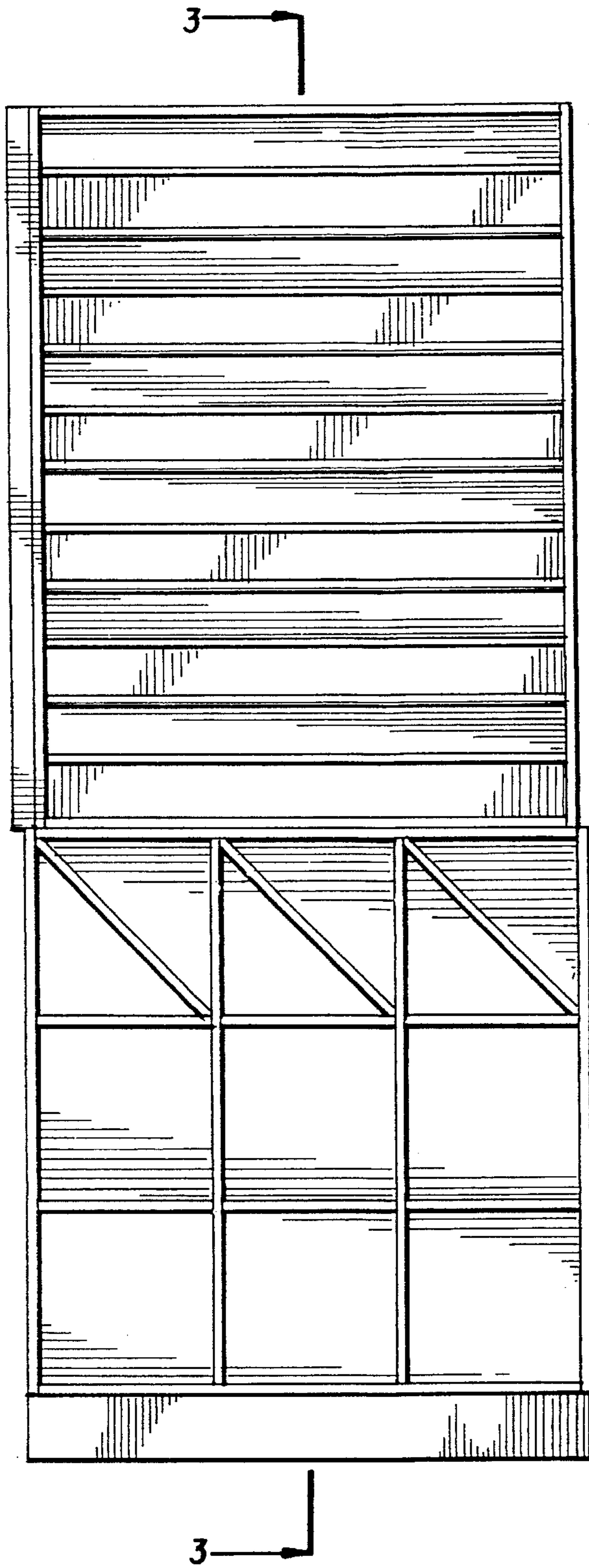


FIG. 2

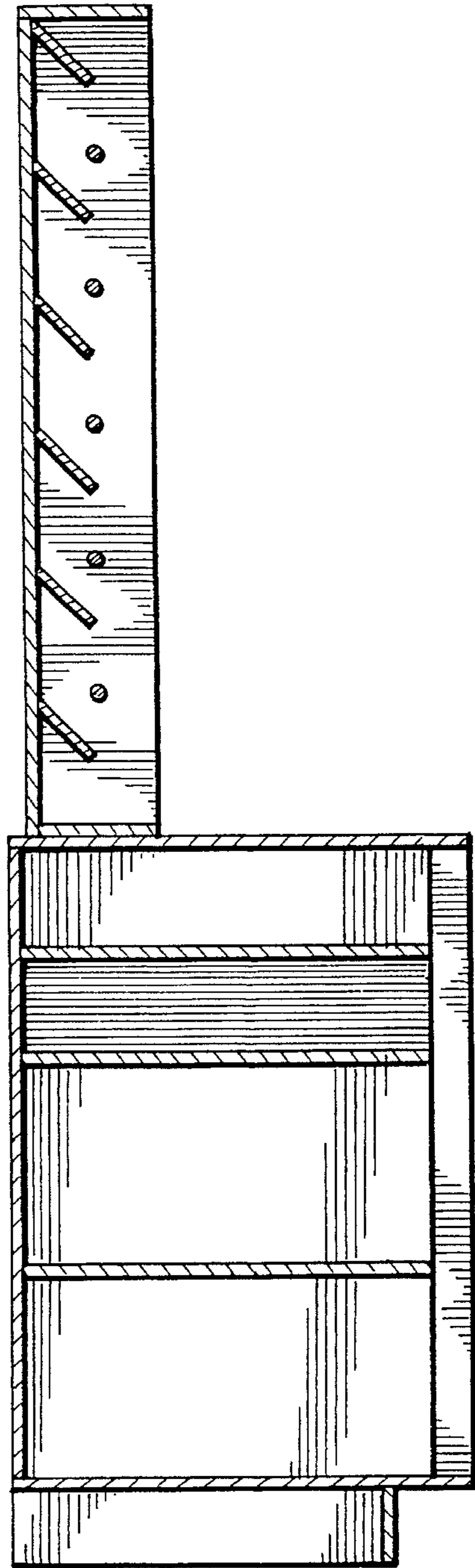


FIG. 3