



US00D365706S

United States Patent [19] Campbell

[11] Patent Number: **Des. 365,706**

[45] Date of Patent: ****Jan. 2, 1996**

[54] WALLPAPER DISPLAY UNIT 1,962,504 6/1934 Hauptli 108/59
5,121,974 6/1992 Monson 312/194

[75] Inventor: **Duncan F. Campbell**, Inglewood,
Canada

[73] Assignee: **The Borden Company, Limited**,
Ontario, Canada

[**] Term: **14 Years**

[21] Appl. No.: **20,543**

[22] Filed: **Mar. 29, 1994**

[52] U.S. Cl. **D6/477**

[58] Field of Search D6/396, 407, 414,
D6/426-428, 439, 449, 455, 461, 470,
471, 473, 477-479; 108/59, 60, 161; 211/34,
42, 45; 312/114, 126

[56] References Cited

U.S. PATENT DOCUMENTS

D. 219,249	11/1970	Channing	D6/450
D. 232,507	8/1974	Cheek	D6/407
D. 239,233	3/1976	Taylor	D6/450
D. 287,443	12/1986	Norling et al.	D6/467
D. 296,282	6/1988	De Prins	D6/439 X
D. 300,096	3/1989	Galhoud et al.	D6/478
D. 313,325	11/1991	Delaney et al.	D6/450

OTHER PUBLICATIONS

Lozier Store Fixtures Catalog, Jan. 15, 1981, p. 205, top item X-4 box.

Primary Examiner—Alan P. Douglas
Assistant Examiner—Cathron B. Matta
Attorney, Agent, or Firm—Stevens, Davis, Miller & Mosher

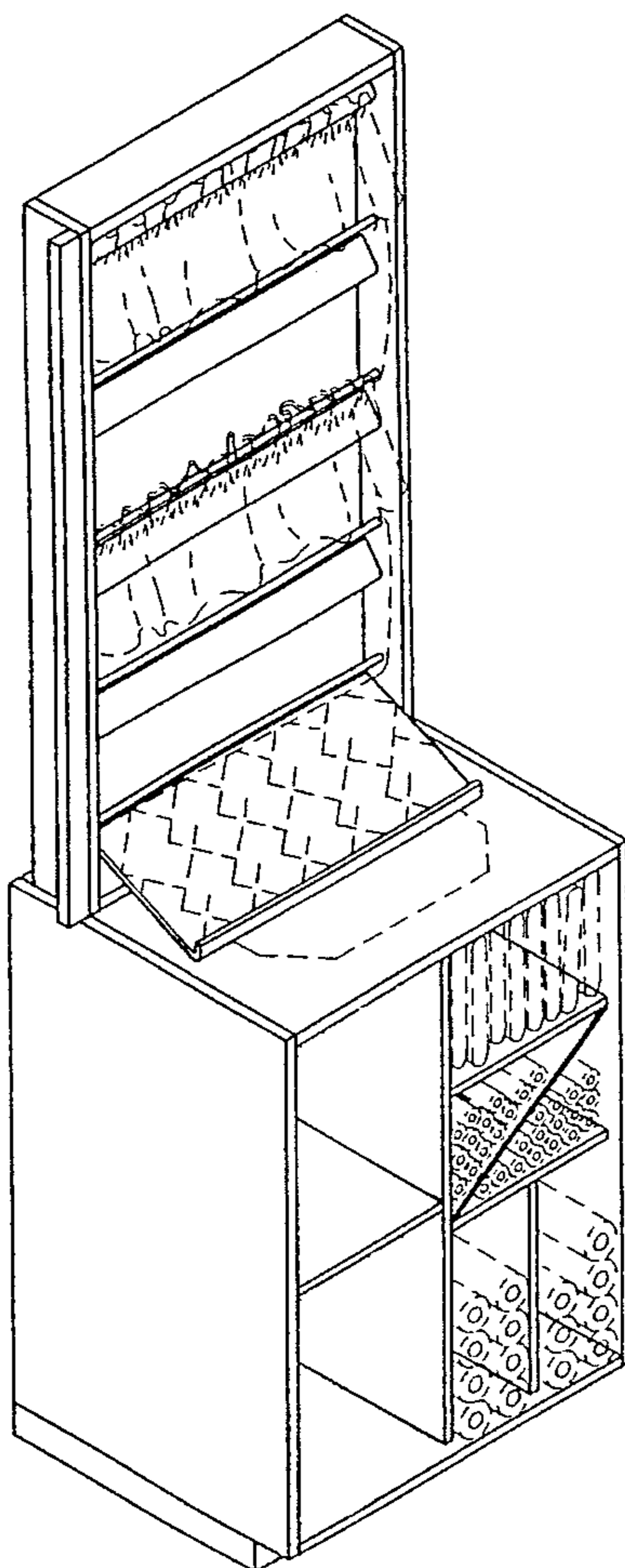
[57] CLAIM

The ornamental design of a wallpaper display unit, as shown and described.

DESCRIPTION

FIG. 1 is a perspective view showing the front, left side, and top of my wallpaper display unit; the right side is a mirror image of the left side; the rear and the bottom are plain and unornamented and are not a part of the claimed design; FIG. 2 is a front view thereof; and, FIG. 3 is a sectional view along line 3—3 of FIG. 2. The broken line showing of displayed material is for illustrative purposes only and forms no part of the claimed design.

1 Claim, 2 Drawing Sheets



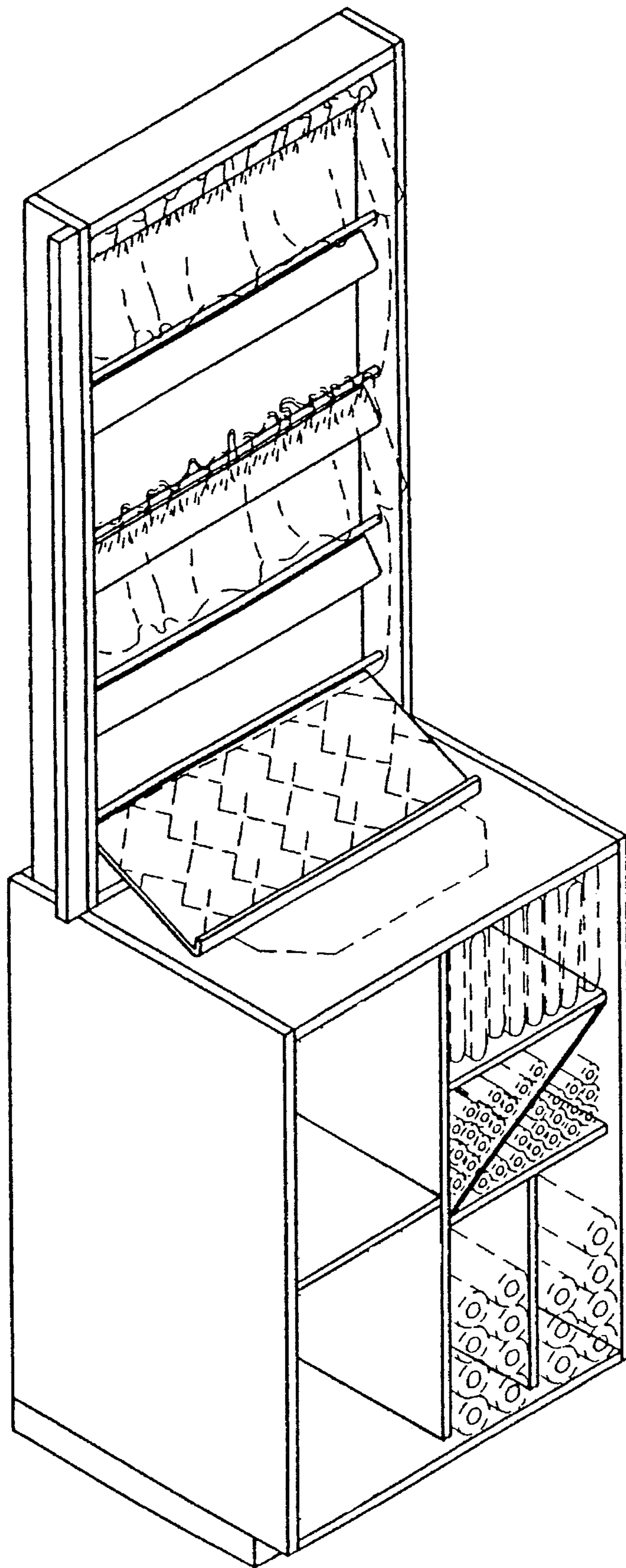


FIG. 1

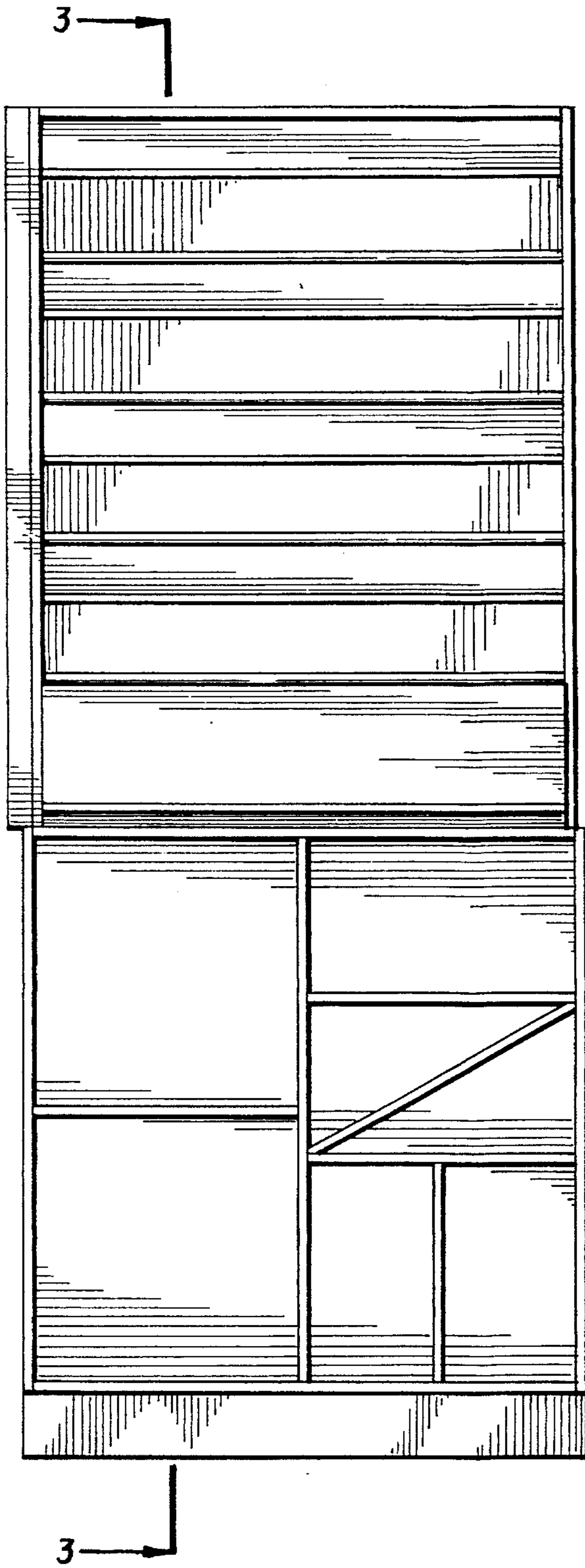


FIG. 2

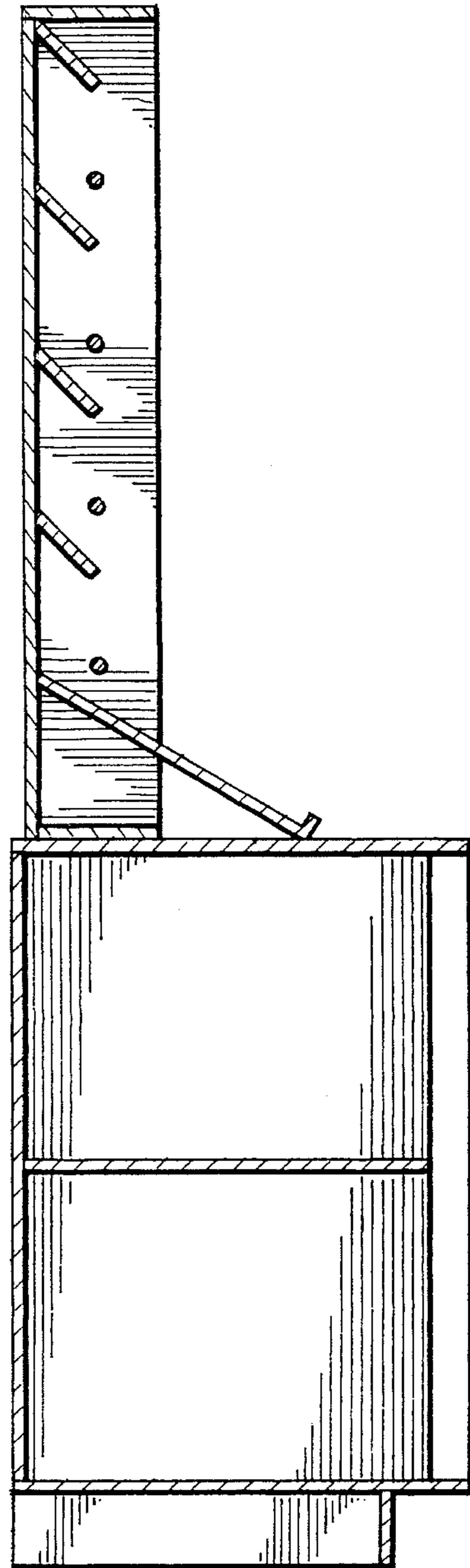


FIG. 3