



US00D365705S

**United States Patent** [19]

[11] **Patent Number: Des. 365,705**

**Deeley**

[45] **Date of Patent: \*\*Jan. 2, 1996**

[54] **GOLF BAG STAND**

[76] Inventor: **Robert E. Deeley**, P.O. Box 467,  
Norwich, Vt. 05055

[\*\*] Term: **14 Years**

[21] Appl. No.: **31,331**

[22] Filed: **Nov. 22, 1994**

[52] **U.S. Cl.** ..... **D6/467**

[58] **Field of Search** ..... D6/396, 397, 449,  
D6/450, 451, 466-475, 552; 248/96, 95;  
D34/2; 211/13, 14

D. 289,585	5/1987	Lord .....	D6/414
294,907	3/1884	Perry .	
D. 312,016	11/1990	Montgomery .....	D6/552
D. 317,231	6/1991	Montgomery .....	D6/397
D. 353,285	12/1994	Spirk, Jr. et al. ....	D6/467
1,250,220	12/1917	Powers .	
1,507,384	9/1924	Knowlton .	
1,991,102	2/1935	Kernaghan .....	211/49
2,199,194	4/1940	Cohen .....	312/149
2,452,929	11/1948	Holcomb .....	280/36
2,530,233	11/1950	Dockray et al. ....	250/20
2,645,353	7/1953	Anderson, Jr. ....	211/60
3,043,437	7/1962	Lockie .....	211/60
3,804,482	4/1974	Smith .....	312/236
4,045,103	8/1977	Paolino .....	312/198
5,085,327	2/1992	Mercer, Jr. et al. ....	211/12
5,087,003	2/1992	Montgomery .....	248/96

[56] **References Cited**

**U.S. PATENT DOCUMENTS**

D. 91,026	11/1933	Guilol .	
D. 100,285	7/1936	Pollard .	
D. 118,458	1/1940	Smith .	
D. 122,660	9/1940	Dunn .....	D6/397
D. 127,021	5/1941	Krecker .	
D. 127,022	5/1941	Krecker .	
D. 127,023	5/1941	Krecker .	
D. 129,390	9/1941	Clouse .	
D. 142,352	9/1945	Gutz et al. ....	D34/5
D. 145,103	6/1946	Powers .....	D33/2
D. 160,578	10/1950	Coupland .....	D33/2
D. 162,207	2/1951	Mettenleiter .....	D6/467
D. 179,284	11/1956	Elser .....	D33/8
D. 190,309	5/1961	Lorenson .....	D80/10
D. 222,366	10/1971	Berger .....	D6/99
D. 225,954	1/1973	Schachel .....	D6/4
D. 244,924	7/1977	Scheibner .....	D12/2

*Primary Examiner*—Alan P. Douglas  
*Assistant Examiner*—S. Snapp  
*Attorney, Agent, or Firm*—Michael J. Weins

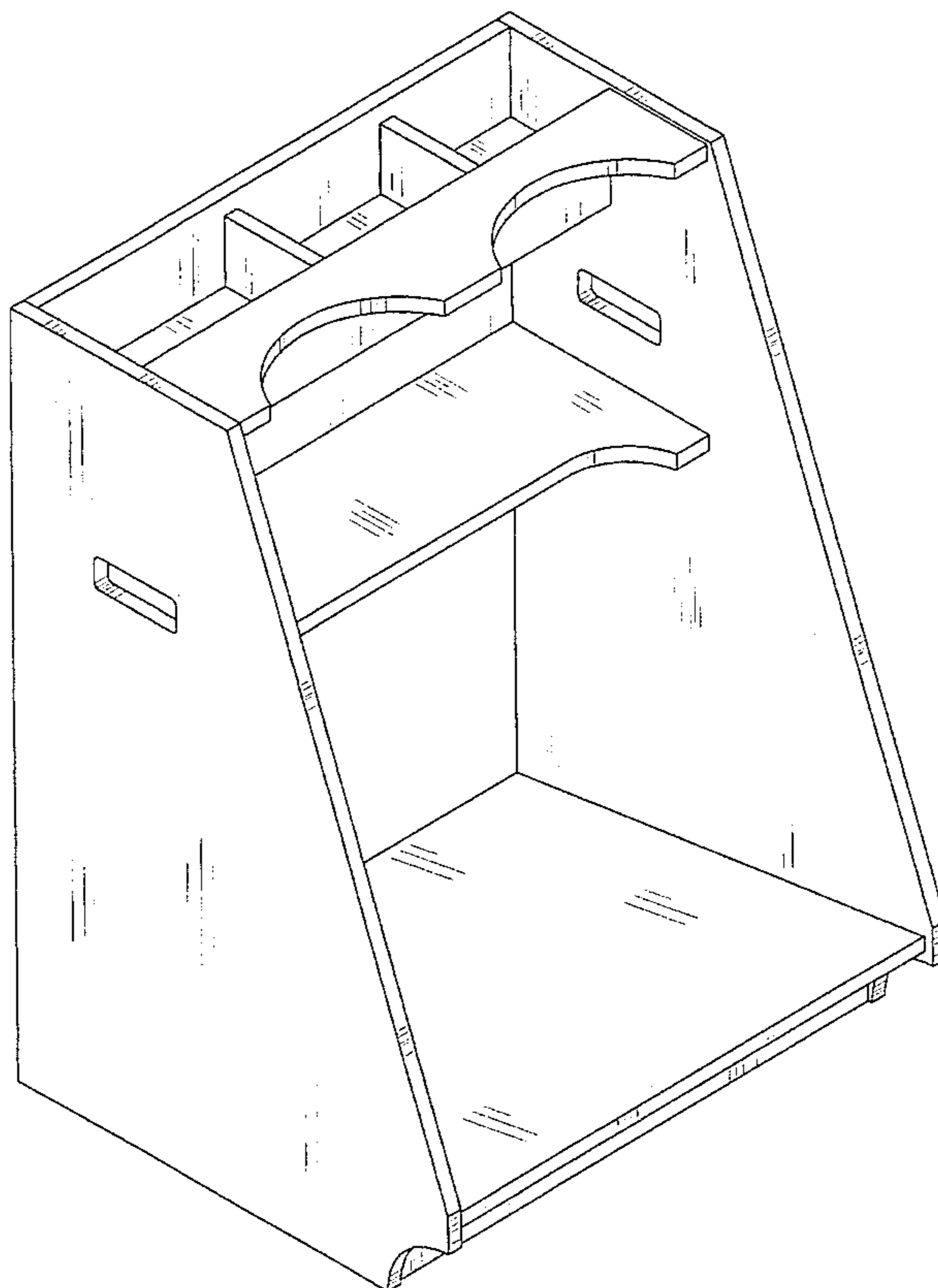
[57] **CLAIM**

The ornamental design for a golf bag stand, as shown and described.

**DESCRIPTION**

FIG. 1 is an isometric view of the golf bag stand;  
FIG. 2 is a side view of the golf bag stand;  
FIG. 3 is a front view of the golf bag stand;  
FIG. 4 is a back view of the golf bag stand;  
FIG. 5 is a bottom view of the golf bag stand; and,  
FIG. 6 is a top view of the golf bag stand.

**1 Claim, 3 Drawing Sheets**



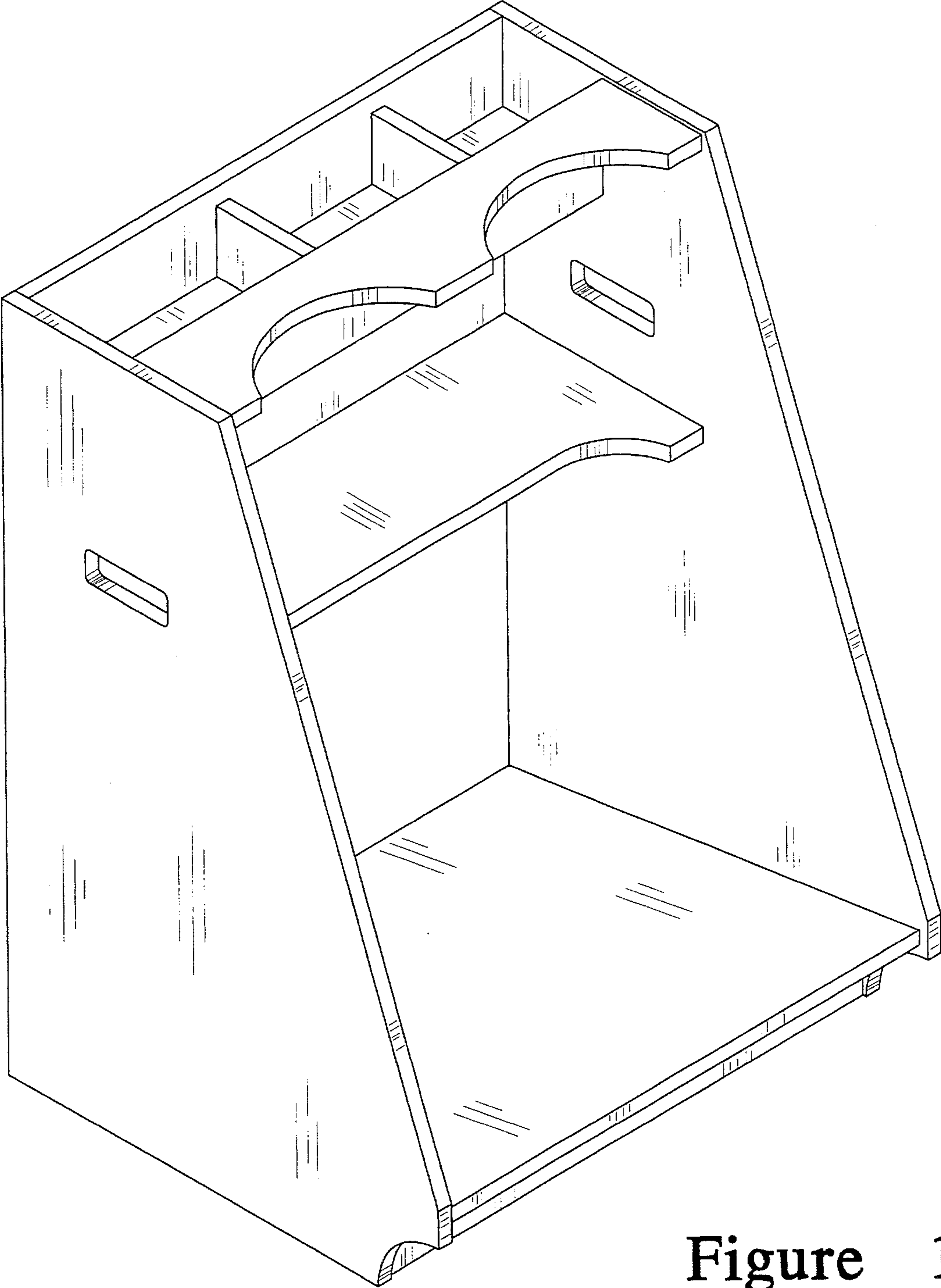


Figure 1




Figure 4

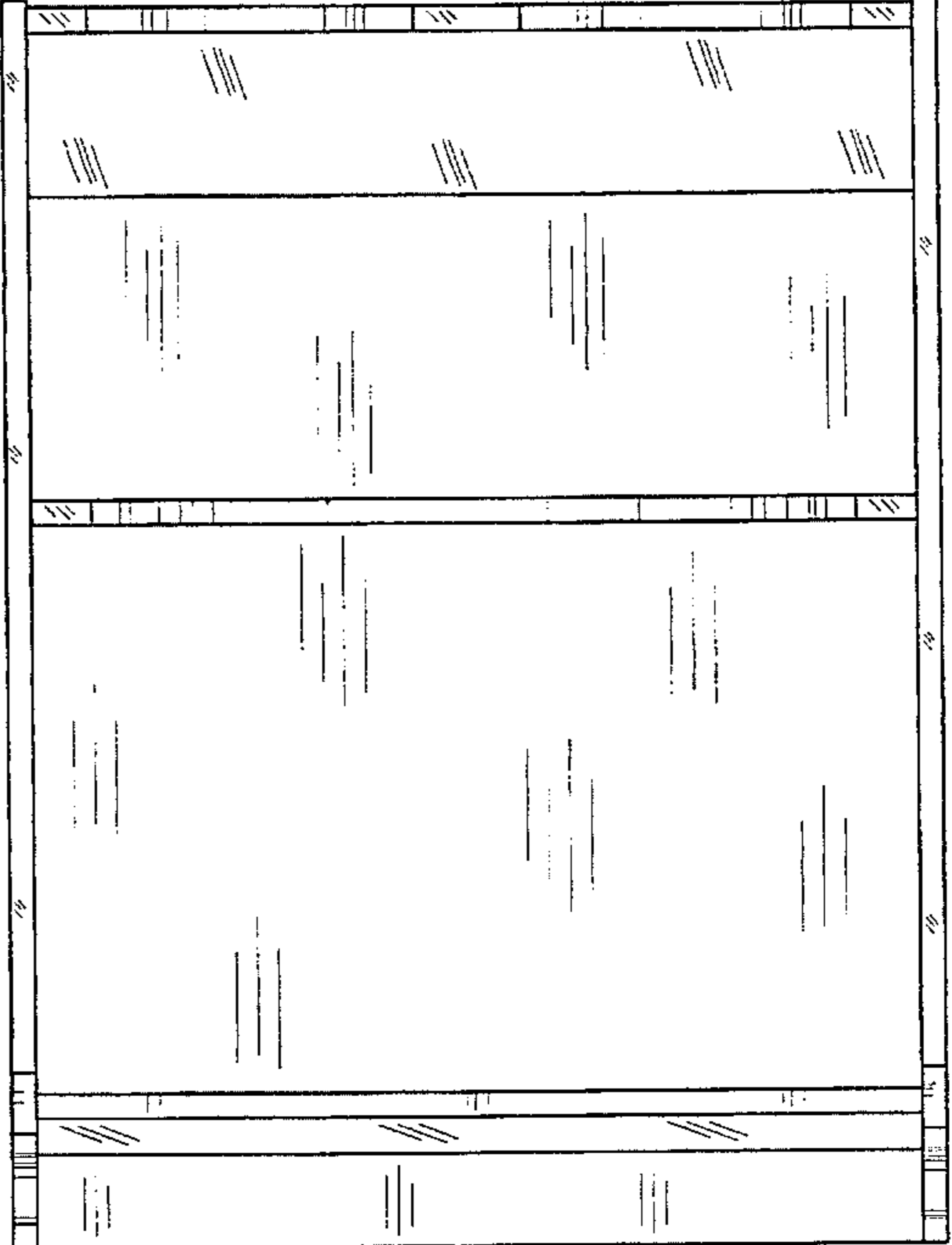


Figure 3

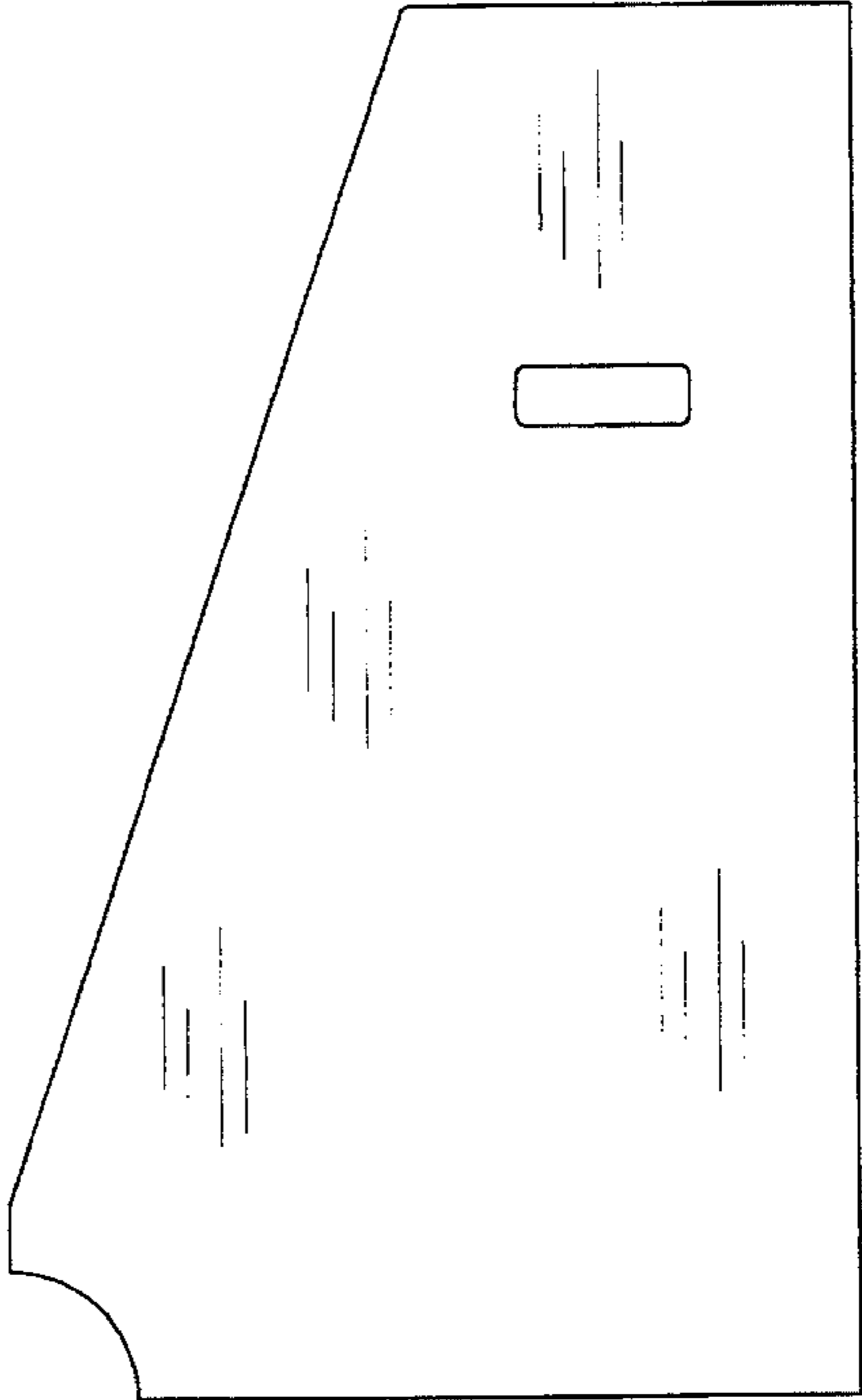


Figure 2

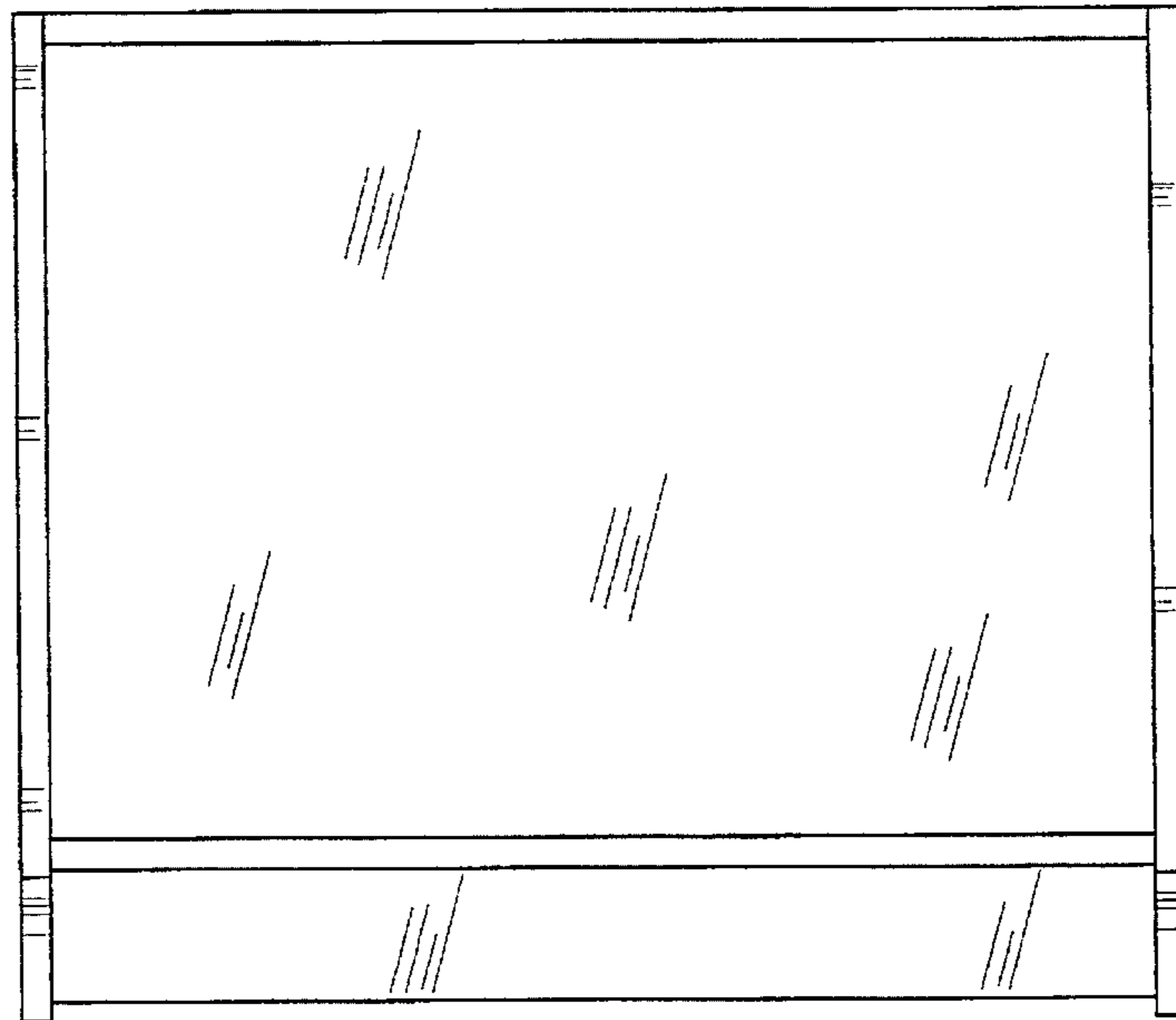


Figure 5

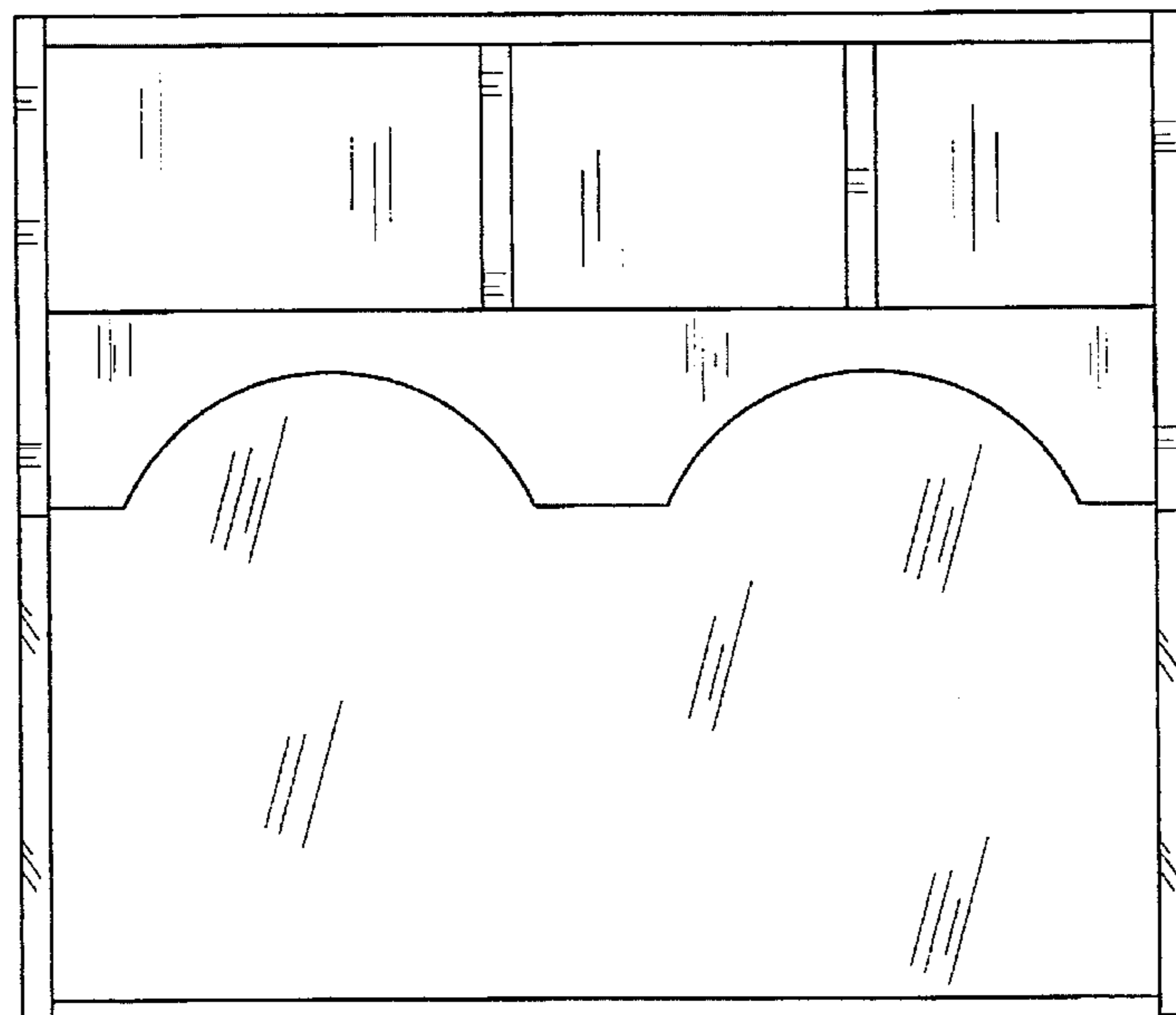


Figure 6