



US00D365702S

United States Patent [19]
Hall

[11] **Patent Number:** **Des. 365,702**

[45] **Date of Patent:** ****Jan. 2, 1996**

[54] **CABINET FOR TOILETRIES**

D. 333,402 2/1993 Ancona et al. D6/559

[76] Inventor: **Larry Hall**, 9646 S. Dobson Ave.,
Chicago, Ill. 60628

Primary Examiner—Brian N. Vinson
Attorney, Agent, or Firm—Douglas B. White

[**] Term: **14 Years**

[57] **CLAIM**

[21] Appl. No.: **22,307**

The ornamental design for a cabinet for toiletries, as shown and described.

[22] Filed: **May 3, 1994**

DESCRIPTION

[52] **U.S. Cl.** **D6/445; D6/561**

[58] **Field of Search** D6/524–525, 553,
D6/555, 396, 432, 439, 441, 445; 211/10,
13; 312/9.1, 9.9, 198, 199, 209, 242, 245

FIG. 1 is a front elevational view of a cabinet for toiletries showing my new design;

FIG. 2 is a right side elevational view thereof, the left side being a mirror image of that shown;

FIG. 3 is a top plan view thereof;

FIG. 4 is a bottom plan view thereof;

FIG. 5 is a rear elevational view thereof; and,

FIG. 6 is a reduced top, front, and right side perspective view thereof.

[56] **References Cited**

U.S. PATENT DOCUMENTS

D. 132,846	6/1942	Parsons	D6/559
D. 199,175	9/1964	Ryan	D6/559
D. 293,178	12/1987	Hamami	D6/559 X
D. 313,718	1/1991	Patton et al.	D6/559

1 Claim, 2 Drawing Sheets

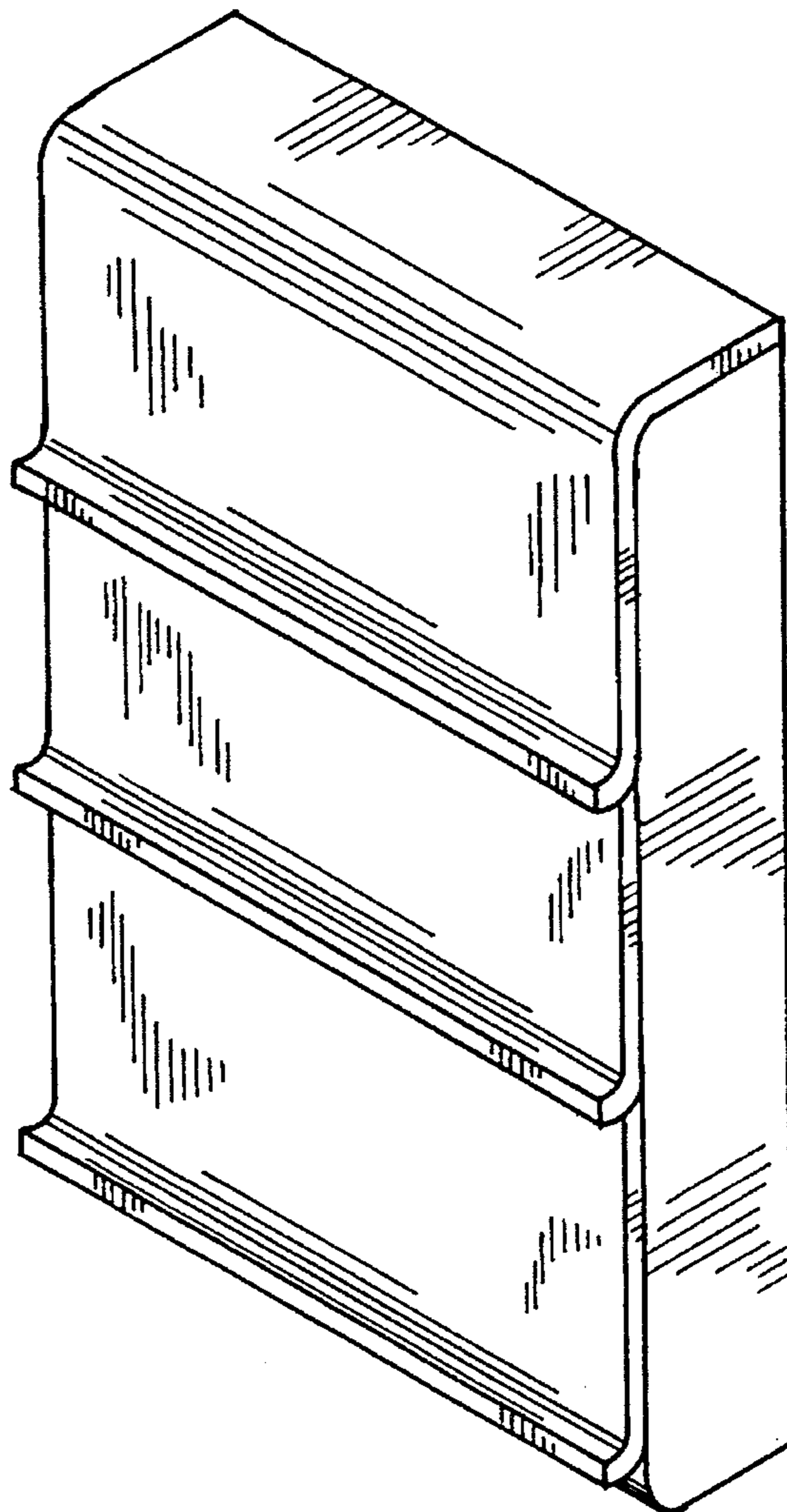


FIG. 1

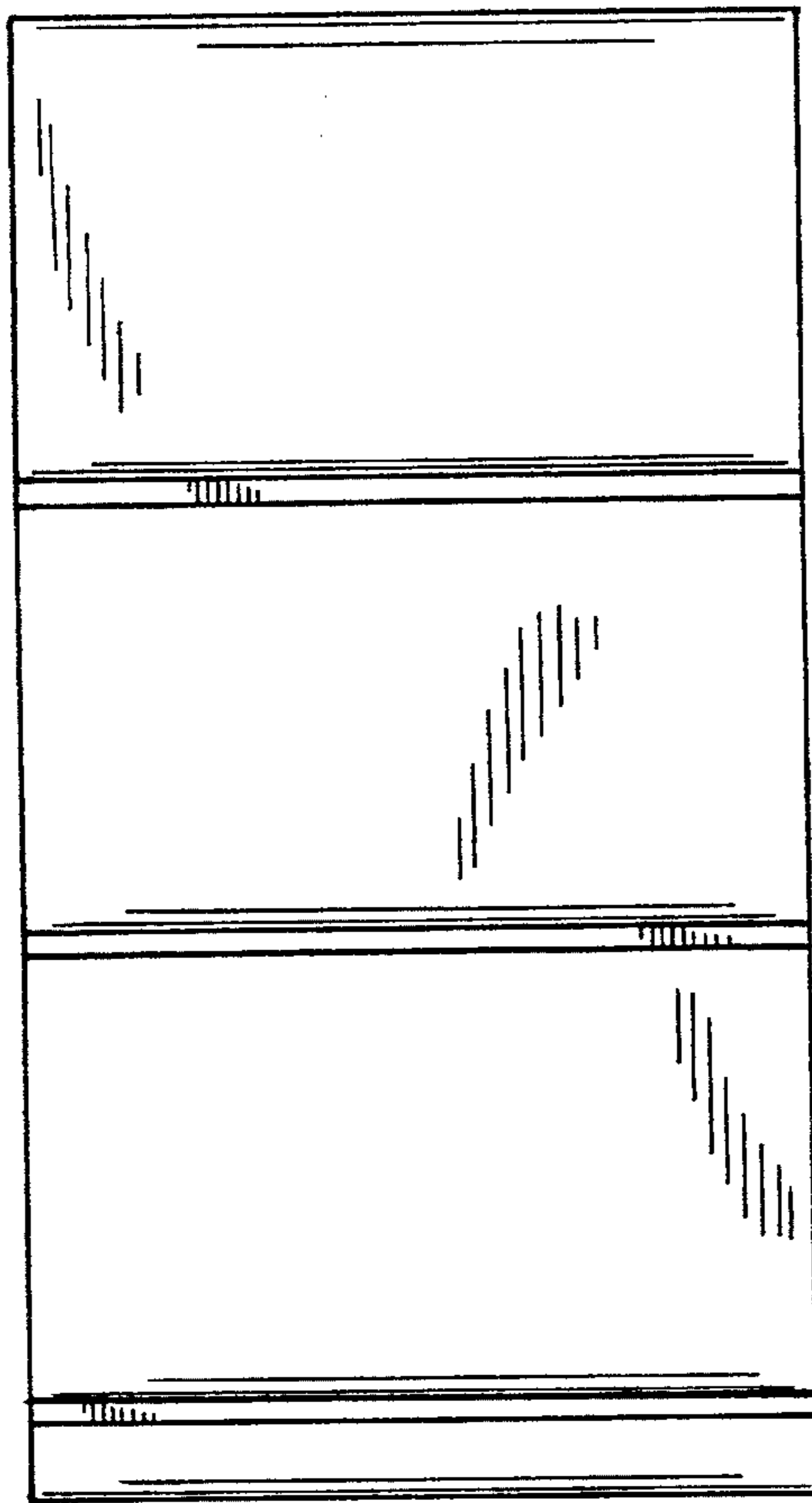


FIG. 2

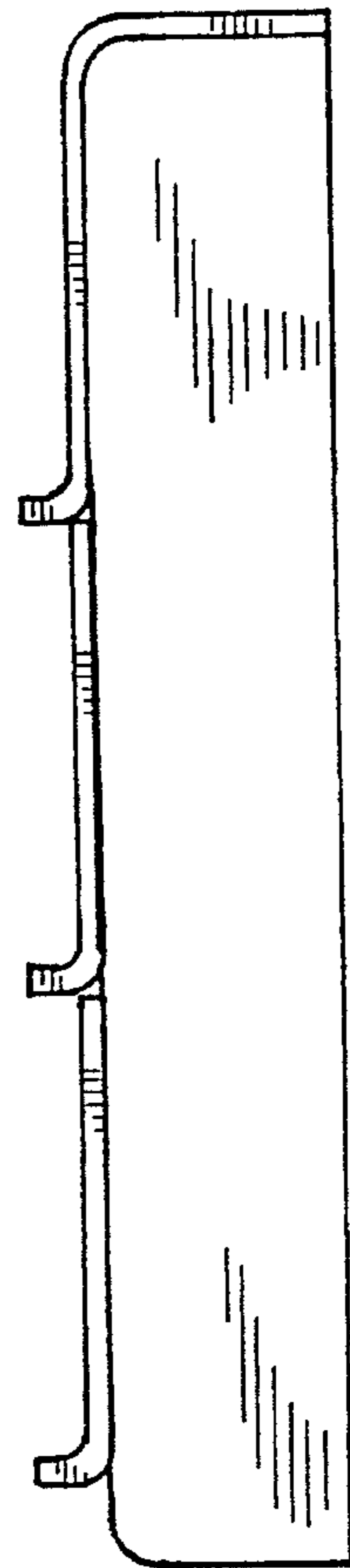


FIG. 3




FIG. 4




FIG. 5

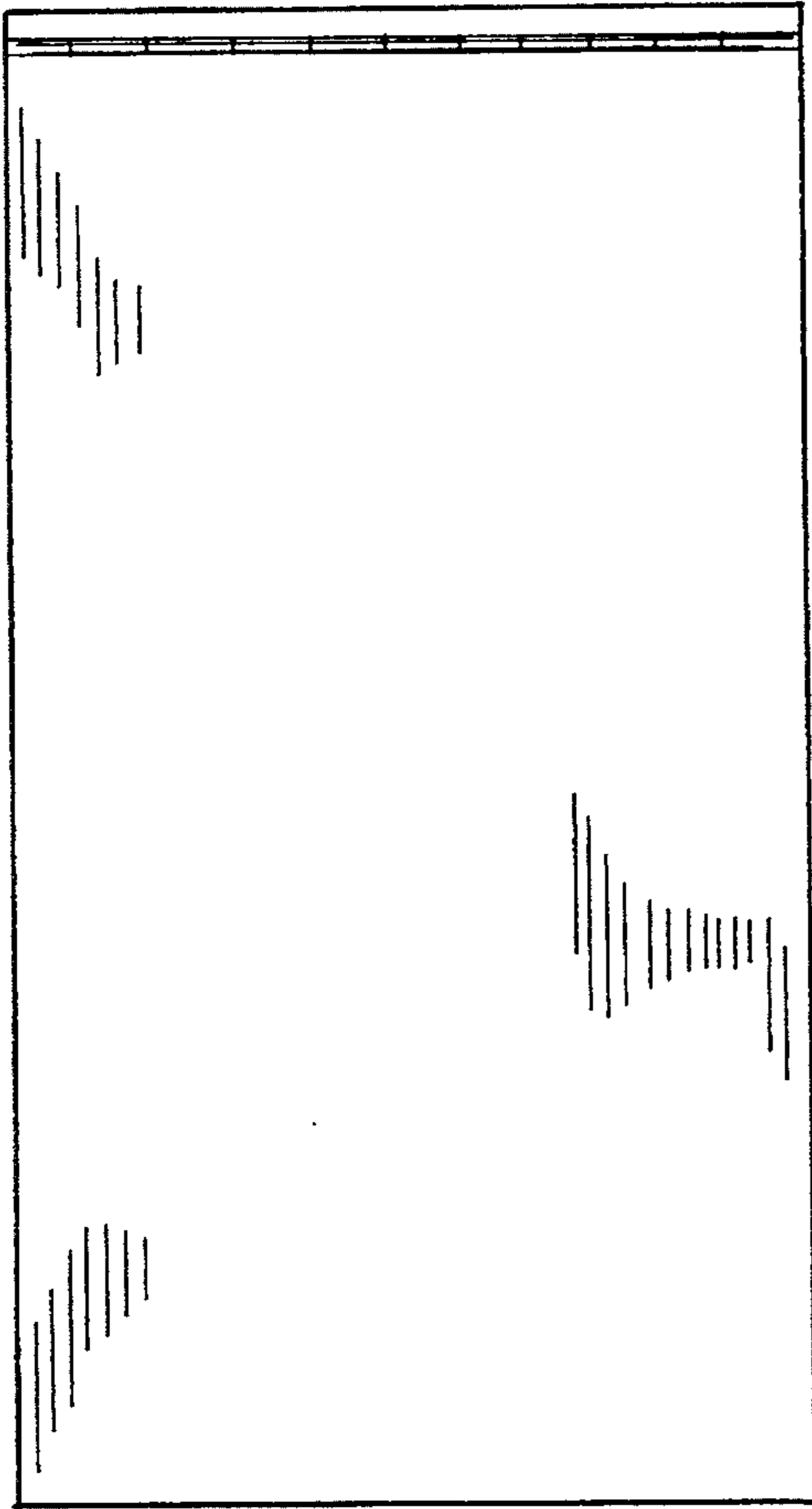


FIG. 6

