



US00D365673S

United States Patent [19]
Bradway

[11] **Patent Number: Des. 365,673**

[45] **Date of Patent: **Jan. 2, 1996**

[54] **SLIP ON SNEAKER**

[76] Inventor: **Helene M. Bradway**, 14 Orchard La.,
Colts Neck, N.J. 07722

[**] Term: **14 Years**

[21] Appl. No.: **27,953**

[22] Filed: **Sep. 2, 1994**

[52] **U.S. Cl.** **D2/908; D2/907**

[58] **Field of Search** **D2/902, 896, 907,**
D2/908, 927, 954; 36/11.5, 9 A, 114, 25 R,
136

D. 319,141	8/1991	Matyas	D2/907
D. 321,589	11/1991	Merk et al.	D2/954
D. 330,108	10/1992	Kazapowski .	
D. 350,015	8/1994	Buckner	D2/916
3,503,077	3/1970	Connelly	2/239
4,571,851	2/1986	Yamada	36/11.5
5,033,144	7/1991	Ganon	36/9 R X

Primary Examiner—Doris V. Coles

[57] **CLAIM**

The ornamental design for the slip on sneaker, as shown and described.

DESCRIPTION

FIG. 1 is a front elevational view of the slip on sneaker showing my new design;

FIG. 2 is a rear elevational view thereof;

FIG. 3 is a left side elevational view thereof;

FIG. 4 is a right side elevational view thereof;

FIG. 5 is a top plan view thereof; and,

FIG. 6 is a bottom plan view thereof.

[56] **References Cited**

U.S. PATENT DOCUMENTS

D. 247,073	1/1978	Kane	D2/907 X
D. 247,136	2/1978	Mizoguchi	D2/907
D. 257,185	10/1980	Famolare, Jr.	D2/908
D. 293,157	12/1987	Williams	D2/907
D. 298,582	11/1988	Caire .	
D. 301,385	6/1989	Weiner	D2/908
D. 306,793	3/1990	Schwartz	D2/954

1 Claim, 3 Drawing Sheets

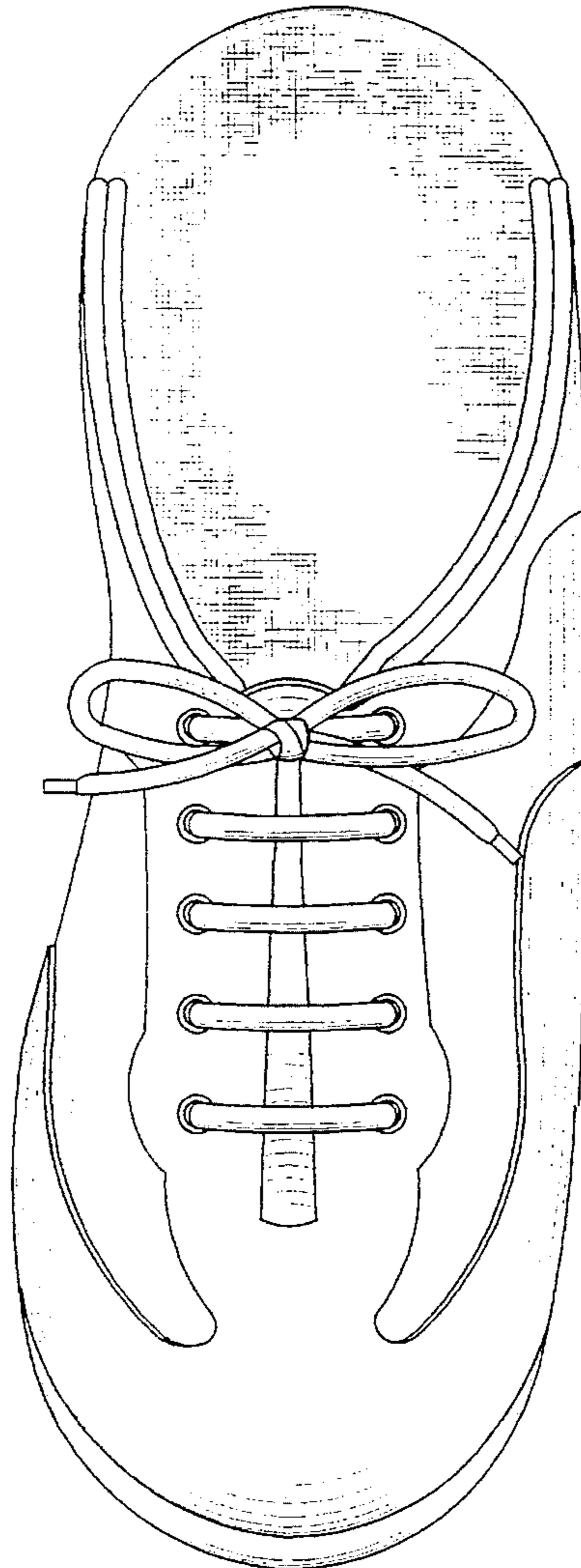


FIG. 1

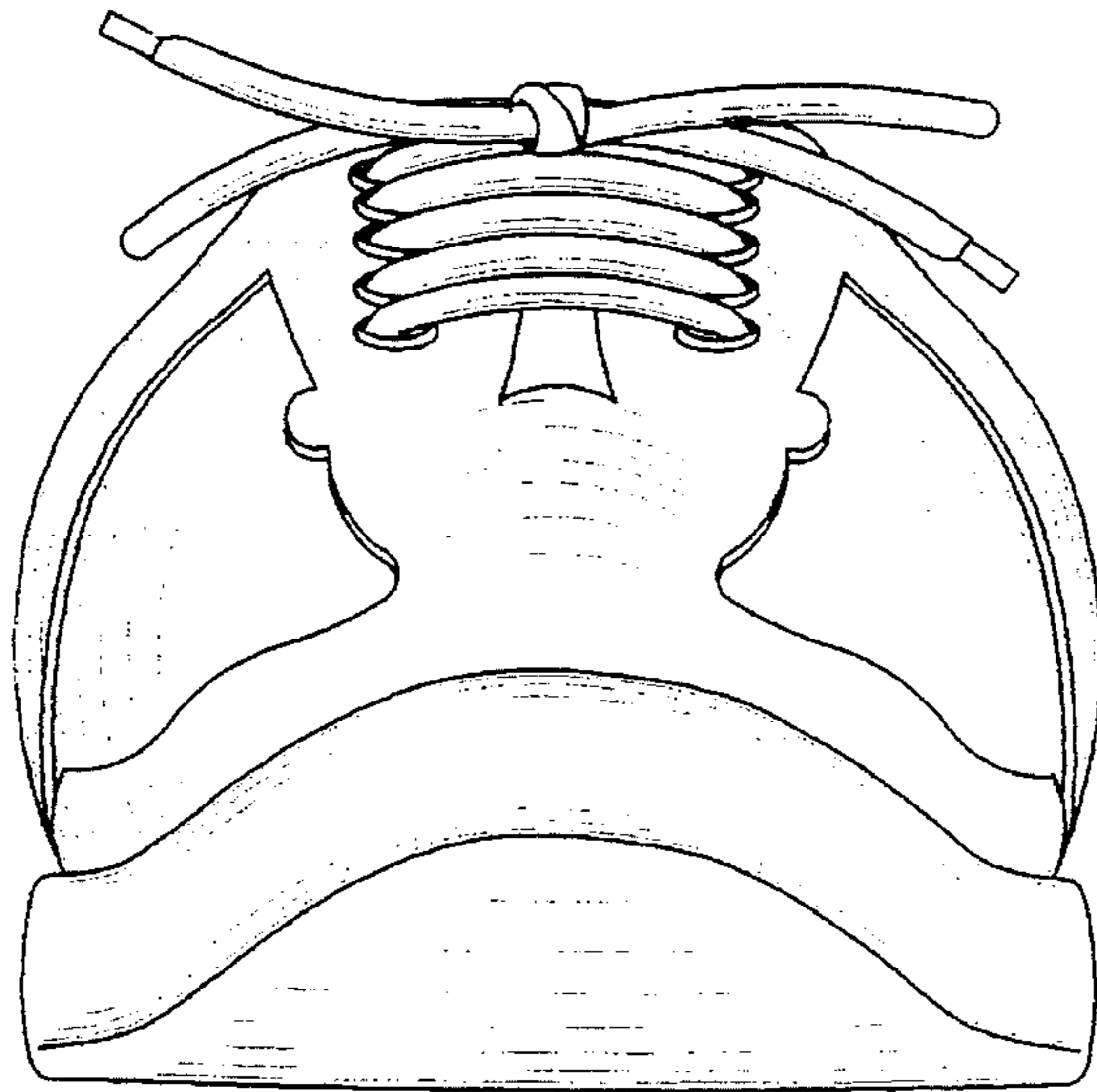


FIG. 2

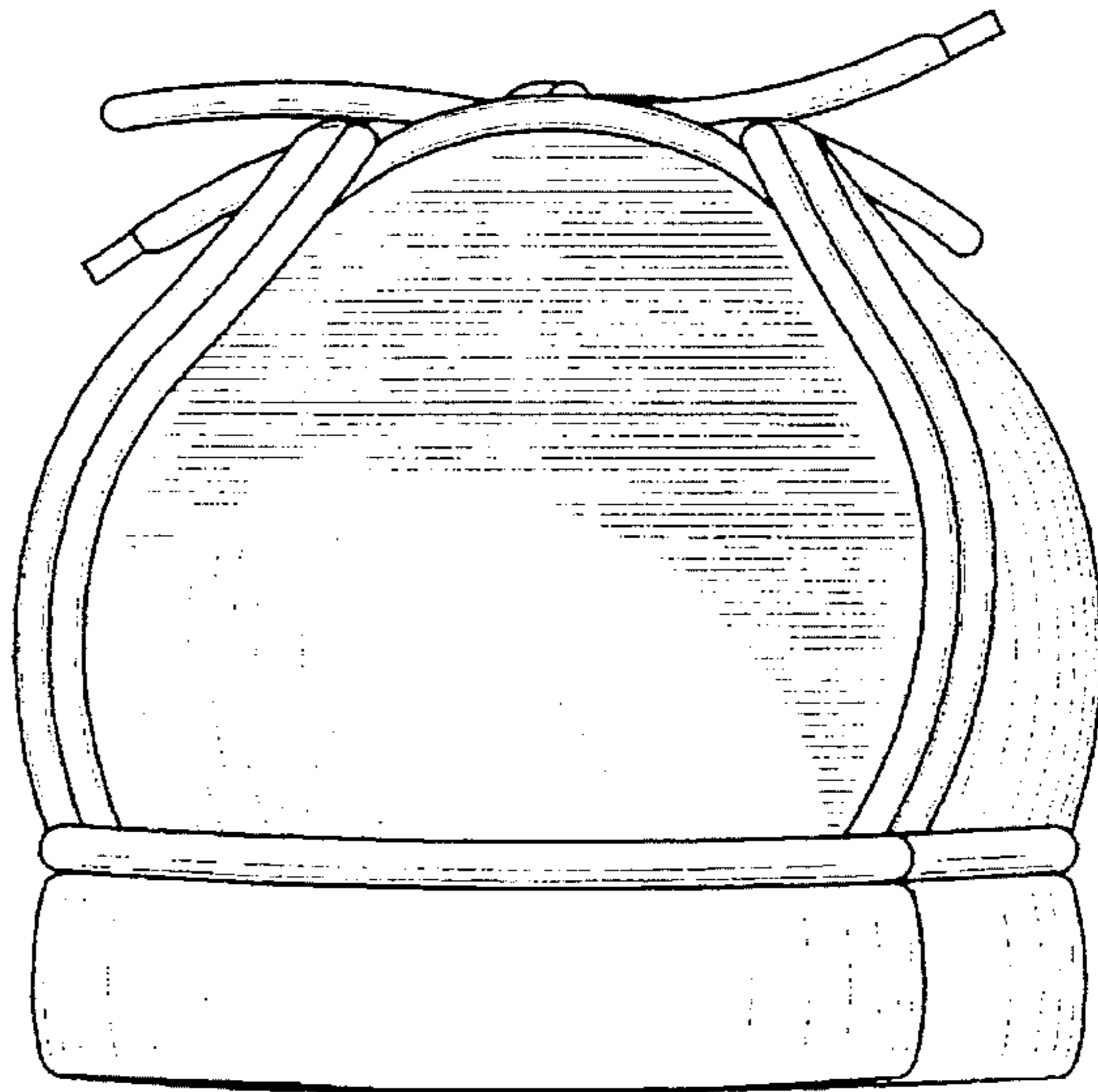


FIG. 3




FIG. 4

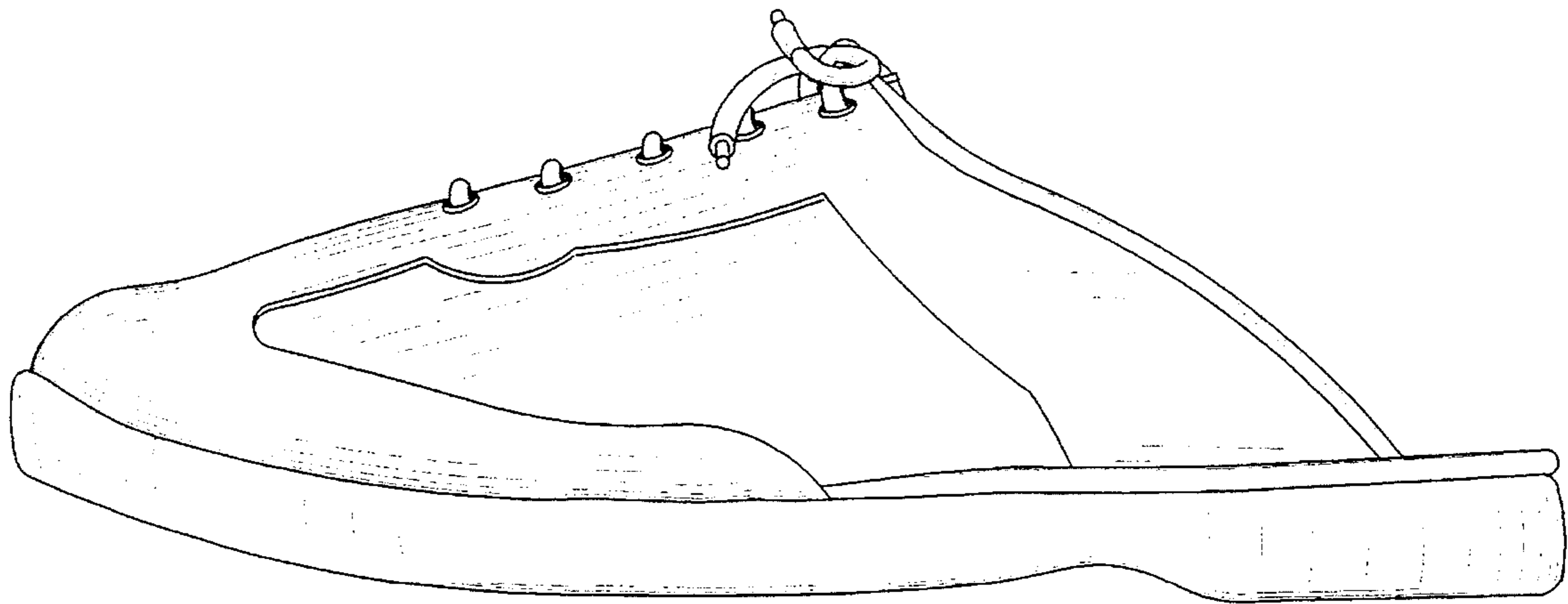


FIG. 5

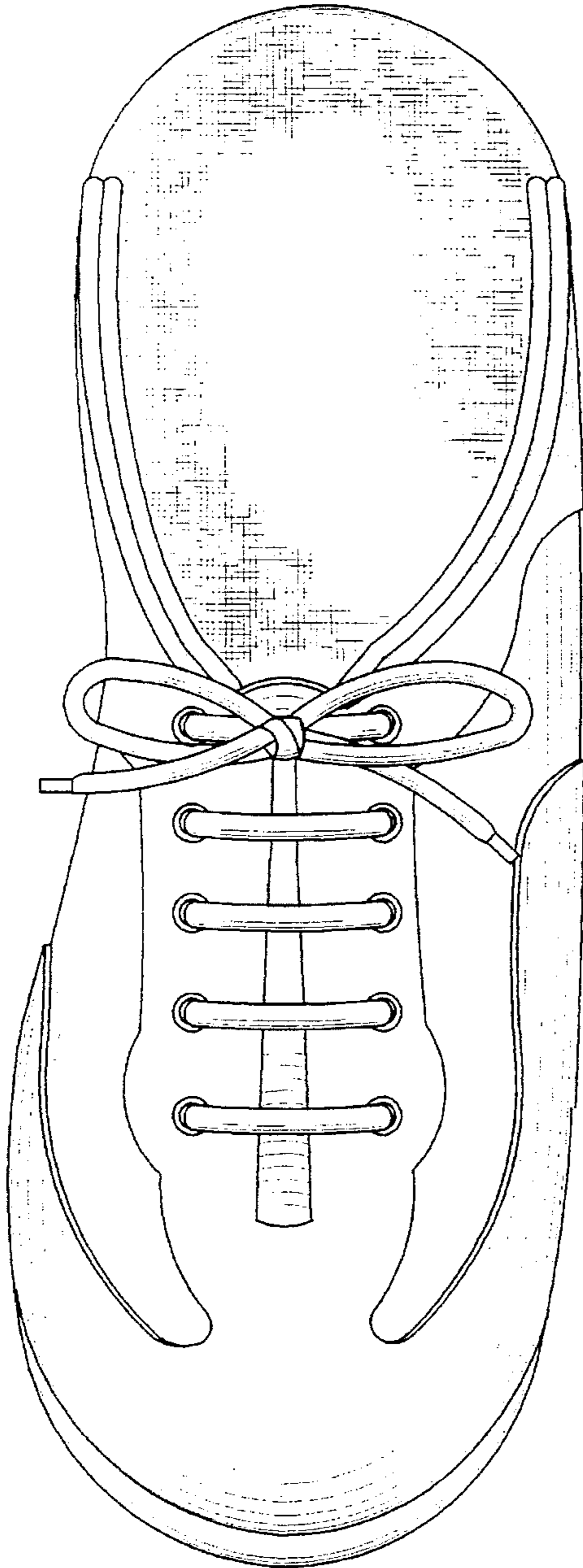


FIG. 6

