



US00D365670S

**United States Patent** [19]  
**Walker**

[11] **Patent Number:** **Des. 365,670**  
[45] **Date of Patent:** **\*\*Dec. 26, 1995**

[54] **COMBINED TOILET PAPER ROLL AND A PAIR OF GLOVES**

[76] Inventor: **Dorothy M. Walker**, P.O. Box 191,  
Lawrenceville, Va. 23868

[\*\*] Term: **14 Years**

[21] Appl. No.: **13,507**

[22] Filed: **Sep. 27, 1993**

[52] U.S. Cl. .... **D32/40**

[58] **Field of Search** ..... D2/616, 617, 623,  
D2/618, 619, 621; 2/159, 169, 160; D6/518,  
522, 523; 206/278; 225/38, 53, 49

[56] **References Cited**

**U.S. PATENT DOCUMENTS**

D. 336,580 6/1993 White et al. .... D6/518  
3,229,875 1/1966 Stoller ..... 225/38

4,773,532 9/1988 Stephenson ..... 206/278

*Primary Examiner*—Susan J. Lucas  
*Assistant Examiner*—Cynthia E. Ramirez

[57] **CLAIM**

The ornamental design for a combined toilet paper roll and a pair of gloves, as shown and described.

**DESCRIPTION**

FIG. 1 is a front elevational view of the combined toilet paper roll and a pair of gloves showing my new design; FIG. 2 is a rear elevational view thereof; FIG. 3 is a left side elevational view thereof; FIG. 4 is a right side elevational view thereof; FIG. 5 is a top plan view thereof; and, FIG. 6 is a bottom plan view thereof.

**1 Claim, 3 Drawing Sheets**

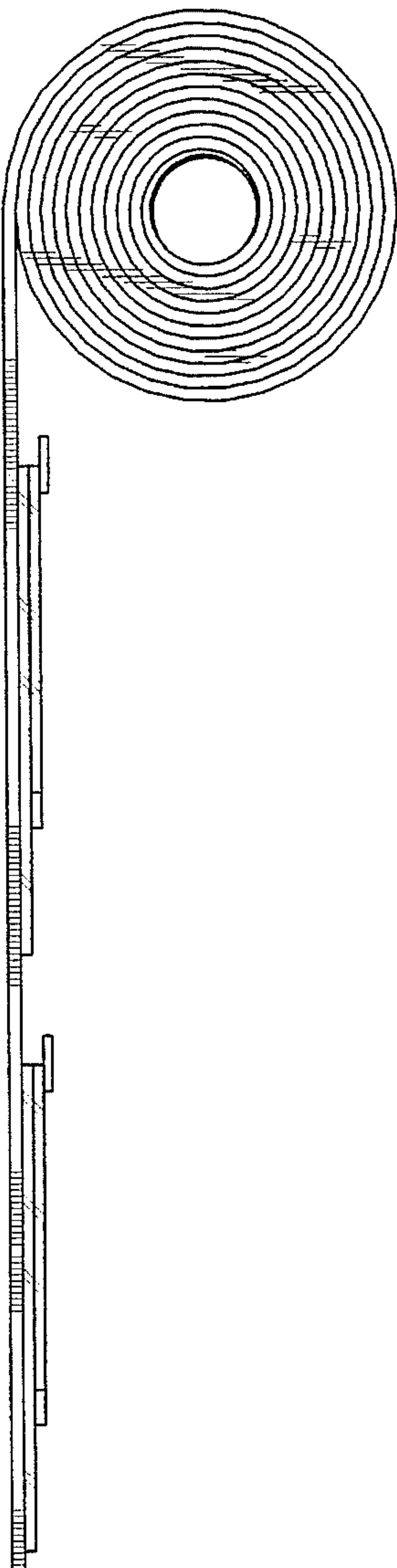
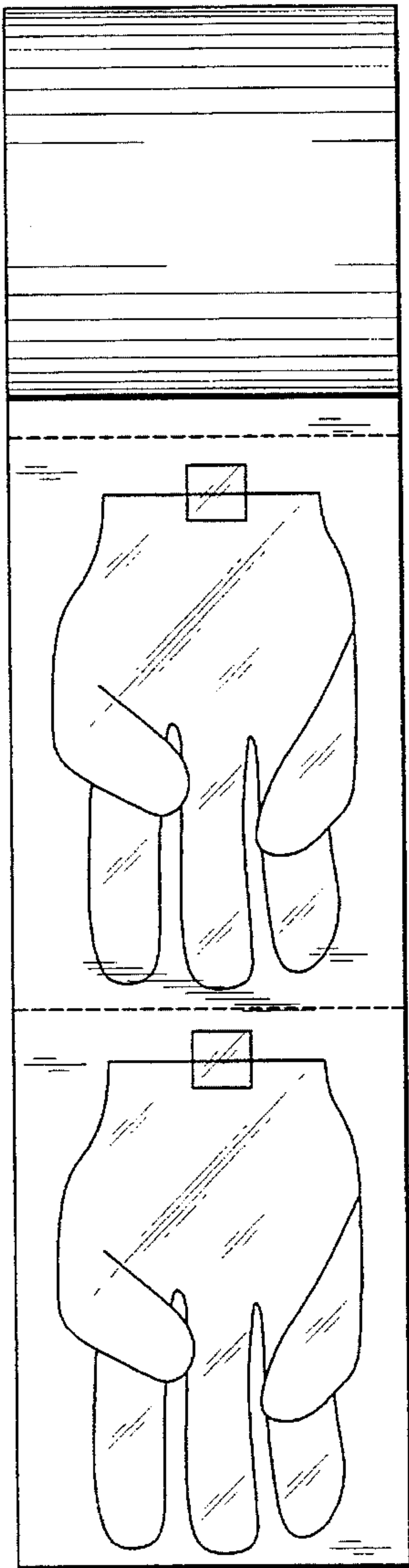


FIG. 1

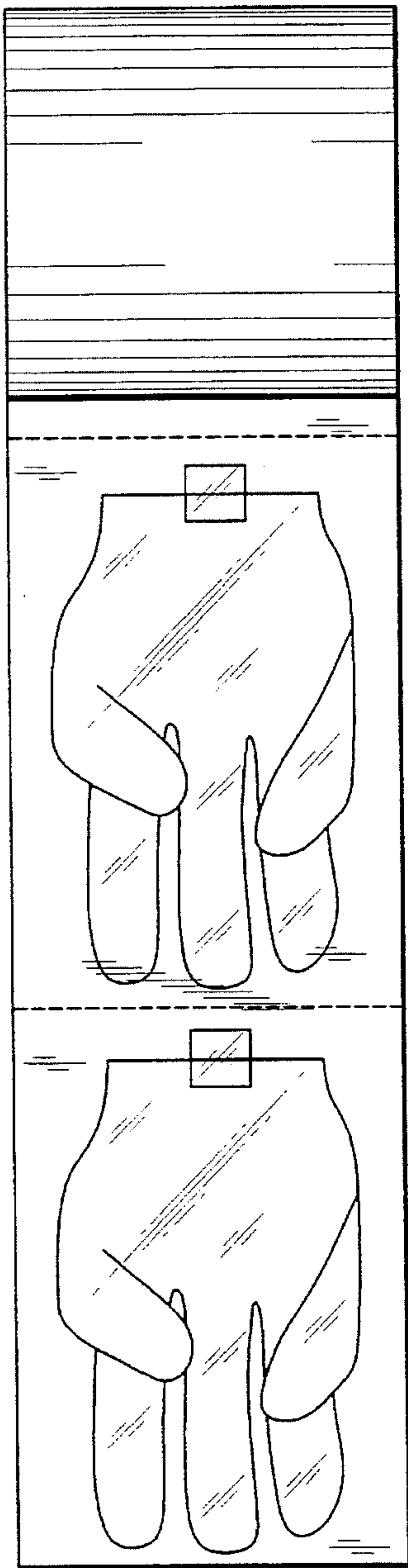

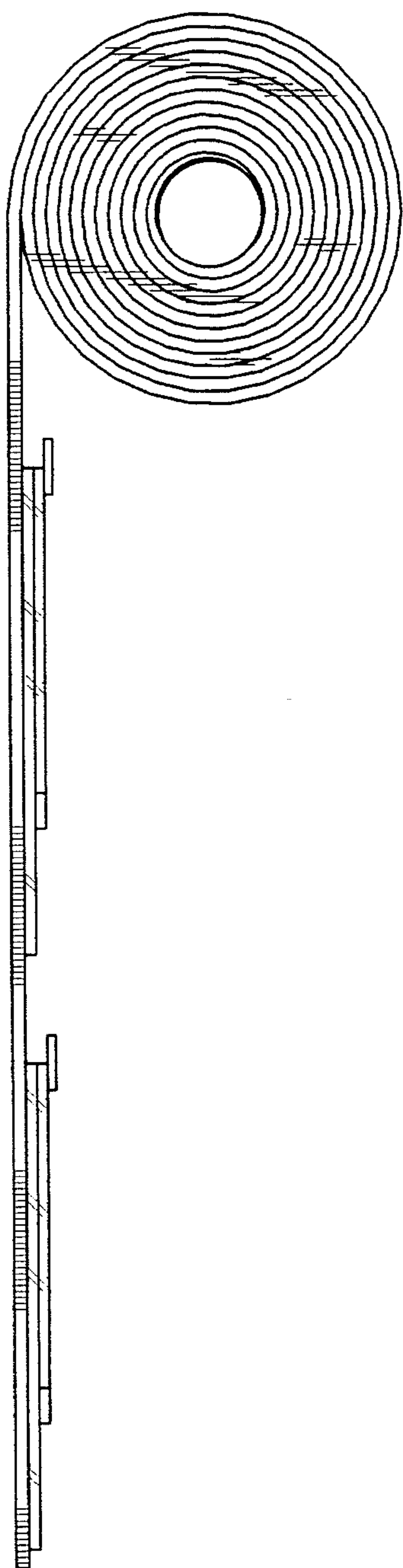


FIG. 2



*FIG. 3*



*FIG. 4*

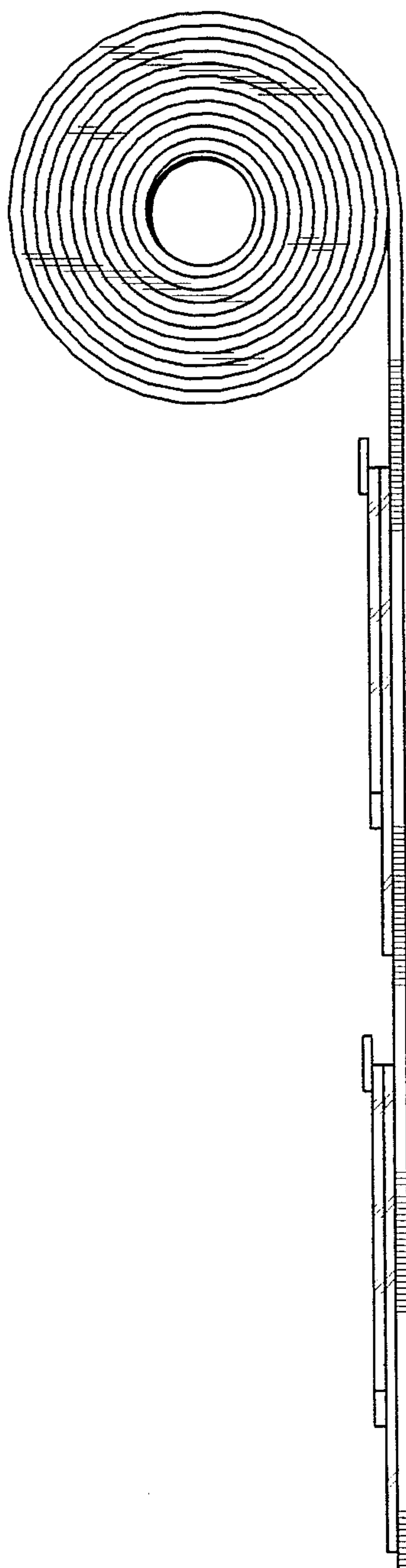


FIG. 5




FIG. 6

