



US00D365620S

# United States Patent [19]

Bouton

[11] Patent Number: **Des. 365,620**

[45] Date of Patent: **\*\*Dec. 26, 1995**

[54] **OPTO-ELECTRIC GOLF CLUB SWING SENSING SYSTEM**

[75] Inventor: **Frank M. Bouton**, Beaverton, Oreg.

[73] Assignee: **Thrustmaster, Inc.**, Tigard, Oreg.

[\*\*] Term: **14 Years**

[21] Appl. No.: **38,609**

[22] Filed: **May 9, 1995**

### Related U.S. Application Data

[63] Continuation of Ser. No. 33,167, Jan. 5, 1995.

[52] U.S. Cl. .... **D21/234**

[58] Field of Search ..... D21/234; 273/186.1, 273/183.1, 35 R, 186.4, 187.6, 191 R, 181 E, 192, 185 C

### [56] References Cited

#### U.S. PATENT DOCUMENTS

D. 244,630	6/1977	Krawagna .....	D21/234
3,194,563	7/1965	MacKniesh .	
3,778,064	12/1973	Nutter .	
3,992,012	11/1976	Campbell .....	273/186.1
4,254,956	3/1981	Rusnak .	
4,542,906	9/1985	Takase et al. .	
4,615,526	10/1986	Yasuda et al. .	
4,767,121	8/1988	Tonner .	
4,844,469	7/1989	Yasuda et al. .	
4,858,934	8/1989	Ladick et al. .	
4,958,836	9/1990	Onozuka et al. .	
4,971,325	11/1990	Lipps .	
5,056,791	10/1991	Poillon et al. .	

5,114,150	5/1992	Matsumura .....	273/183.1 X
5,154,427	10/1992	Harlan et al. .	
5,257,084	10/1993	Marsh .	
5,342,054	8/1994	Chang et al. .	

### OTHER PUBLICATIONS

Flanagan, William G., "Virtual golf", *Forbes* magazine, Oct. 10, 1994, pp. 140-141.

Golf Swing Trainer, M-150110, Brookstone catalog, p. 20, Peterborough, N.H.

Primary Examiner—Ted Shooman

Assistant Examiner—Cheri Cohen

Attorney, Agent, or Firm—Marger, Johnson, McCollom & Stolowitz

### [57] CLAIM

The ornamental design for a opto-electric golf club swing sensing system, as shown and described.

### DESCRIPTION

FIG. 1 is a perspective view of an opto-electric golf club swing sensing system showing my new design;

FIG. 2 is a top plan view thereof;

FIG. 3 is a left side elevation view thereof; the right side being a mirror image;

FIG. 4 is a rear elevation view thereof;

FIG. 5 is a front elevation view thereof; and,

FIG. 6 is a bottom plan view thereof.

The broken line showing of the golf club and ball in FIG. 3 is for illustrative purposes only and forms no part of the claimed design.

1 Claim, 2 Drawing Sheets




FIG. 1

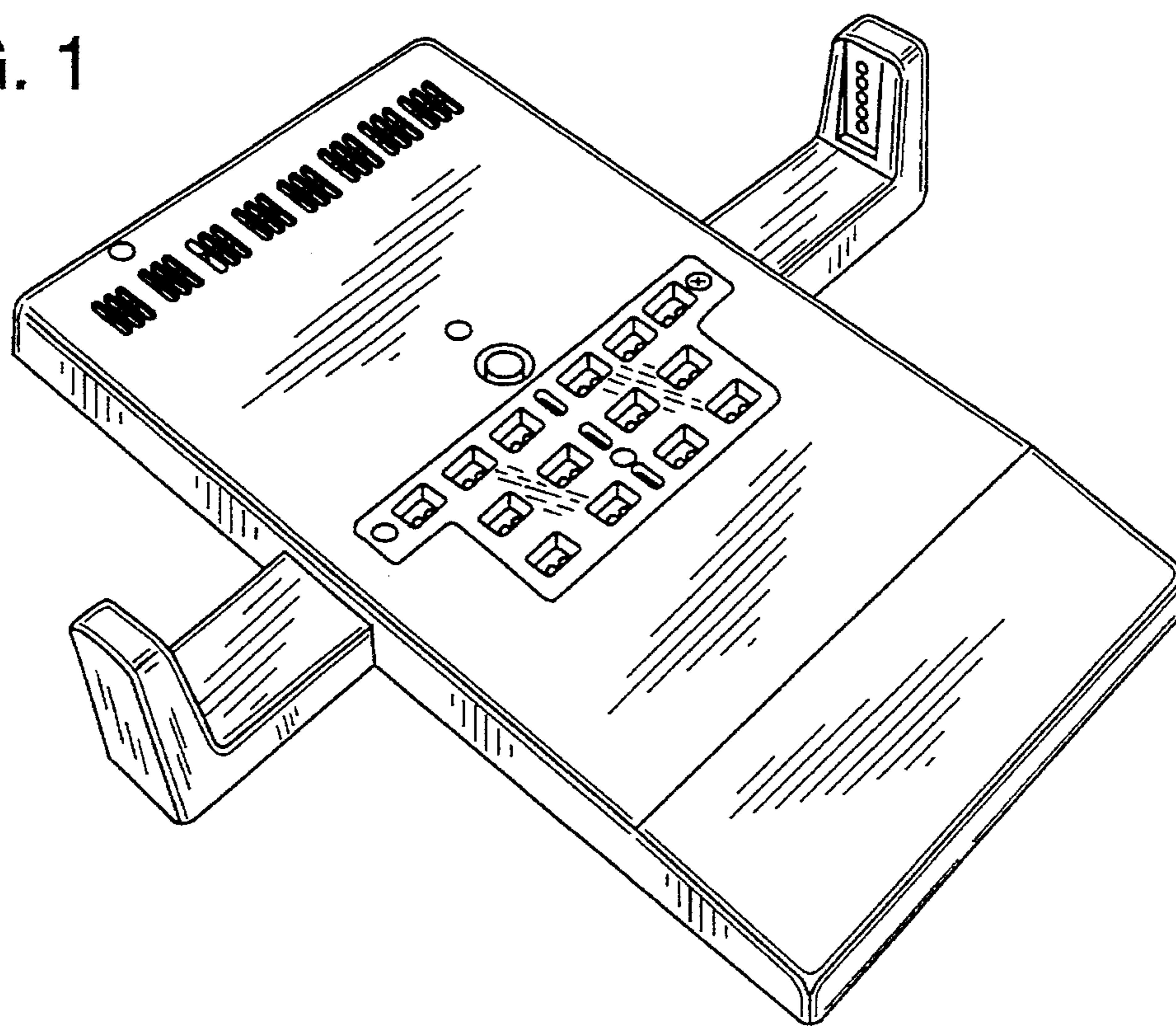


FIG. 2

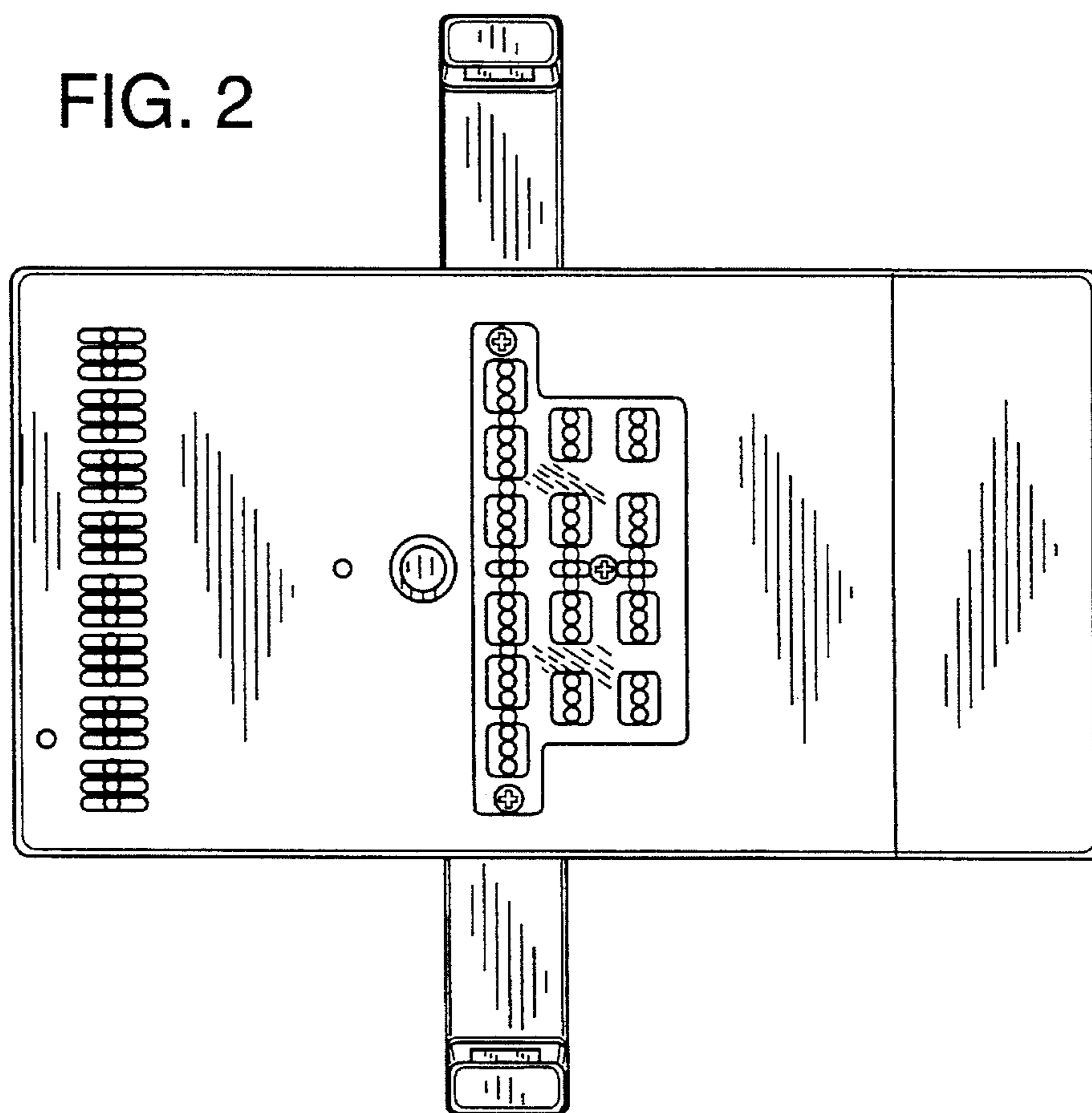


FIG. 3

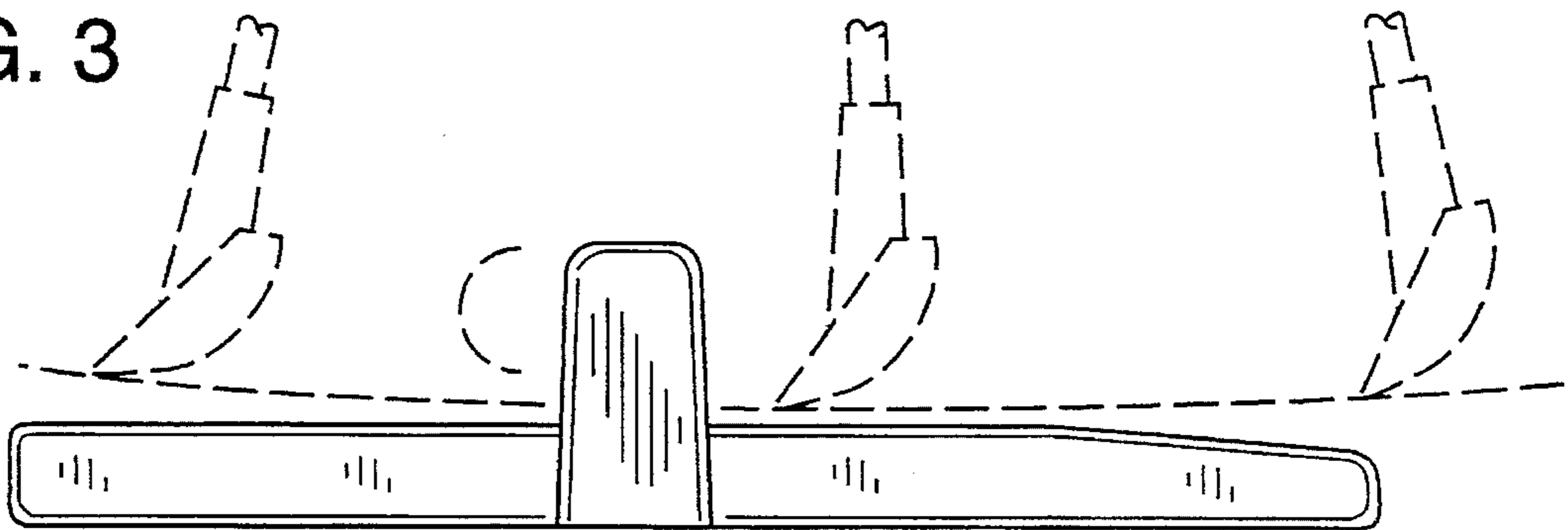


FIG. 4

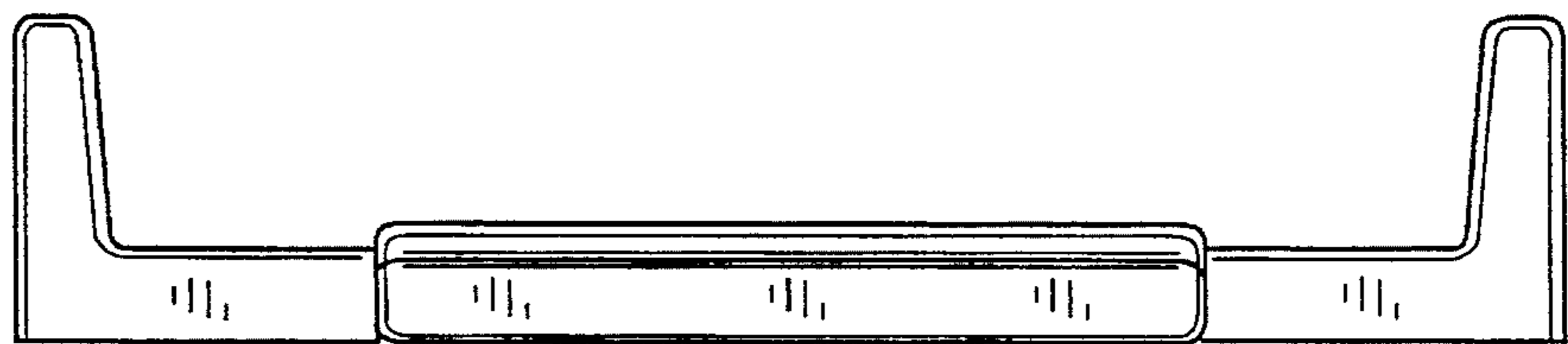


FIG. 5




FIG. 6

