



US00D365617S

**United States Patent** [19]  
**Chen**

[11] **Patent Number: Des. 365,617**  
[45] **Date of Patent: \*\*Dec. 26, 1995**

[54] **ROLLER SKATE**  
[75] Inventor: **Ting-Hsing Chen, Kue-Jin Hsiang,**  
Taiwan  
[73] Assignee: **Far Great Plastics Industrial Co.,**  
Ltd., Tainan, Taiwan  
[\*\*] Term: **14 Years**  
[21] Appl. No.: **35,514**  
[22] Filed: **Feb. 28, 1995**  
[52] U.S. Cl. .... **D21/226**  
[58] **Field of Search** ..... D21/225, 226;  
280/11.2, 11.19, 11.22, 11.27, 809, 825,  
841, 11.12, 11.26

5,171,033 12/1992 Olsen et al. .... 280/11.22  
5,271,633 12/1993 Hill, Jr. .... 280/809  
5,331,752 7/1994 Johnson et al. .... 280/11.22

*Primary Examiner*—Ted Shooman  
*Assistant Examiner*—R. Barkai  
*Attorney, Agent, or Firm*—Morton J. Rosenberg; David I. Klein

[57] **CLAIM**

The ornamental design for roller skate, as shown and described.

**DESCRIPTION**

FIG. 1 is a perspective view of roller skate showing my present design;  
FIG. 2 is a front view thereof;  
FIG. 3 is a rear view thereof;  
FIG. 4 is a left view thereof;  
FIG. 5 is a right view thereof;  
FIG. 6 is a top plan view thereof; and,  
FIG. 7 is a bottom plan view.

[56] **References Cited**

**U.S. PATENT DOCUMENTS**

D. 341,863 11/1993 Cavasin ..... D21/226  
D. 344,119 2/1994 Johnson et al. .... D21/226  
D. 346,633 5/1994 Conte ..... D21/226  
D. 354,538 1/1995 Skerbinjek ..... D21/226

**1 Claim, 6 Drawing Sheets**





FIG. 1



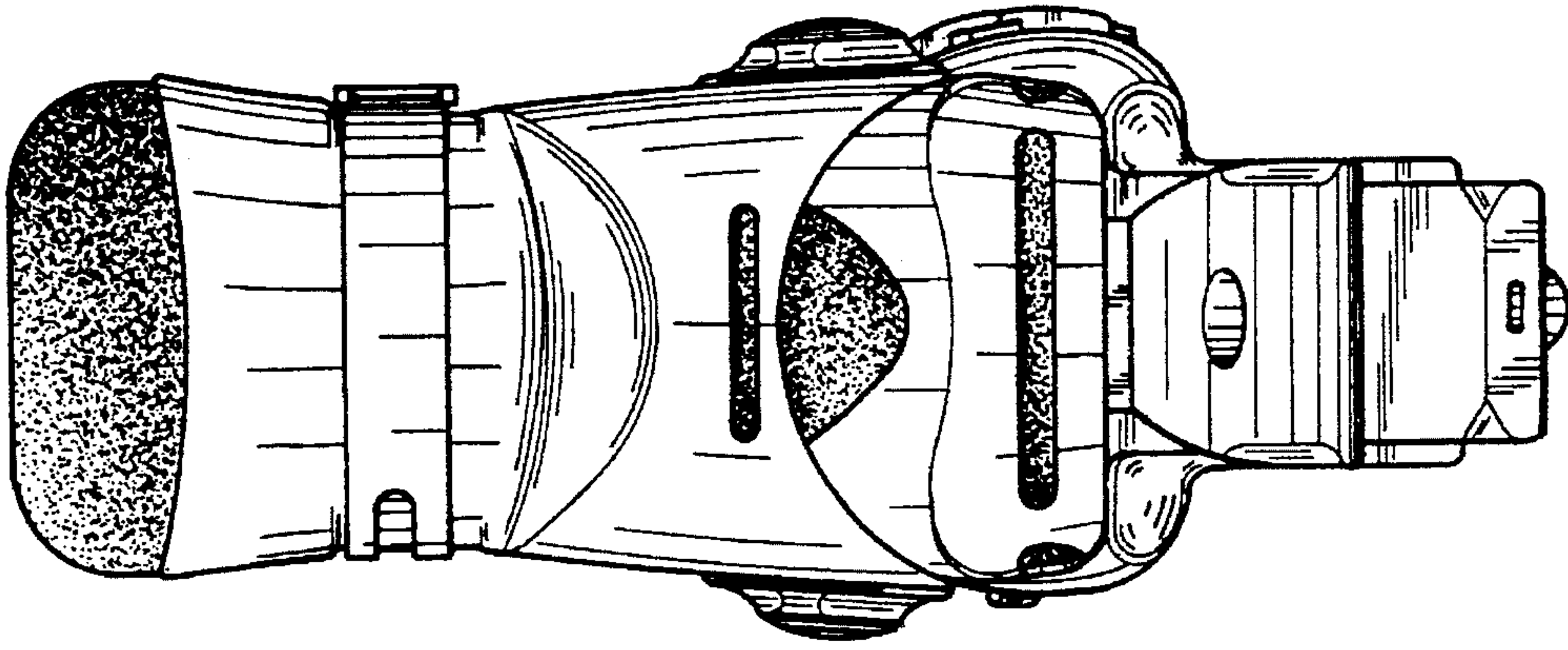


FIG. 3

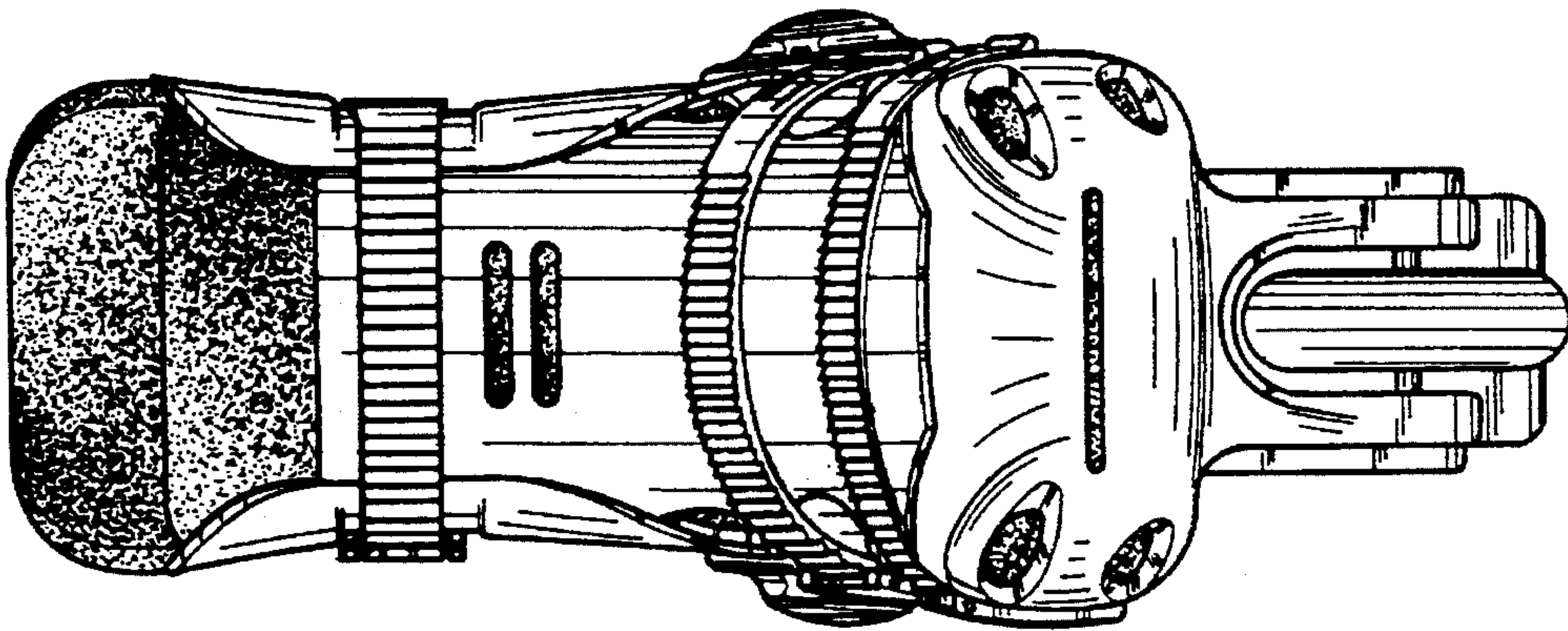


FIG. 2



FIG. 4



FIG. 5



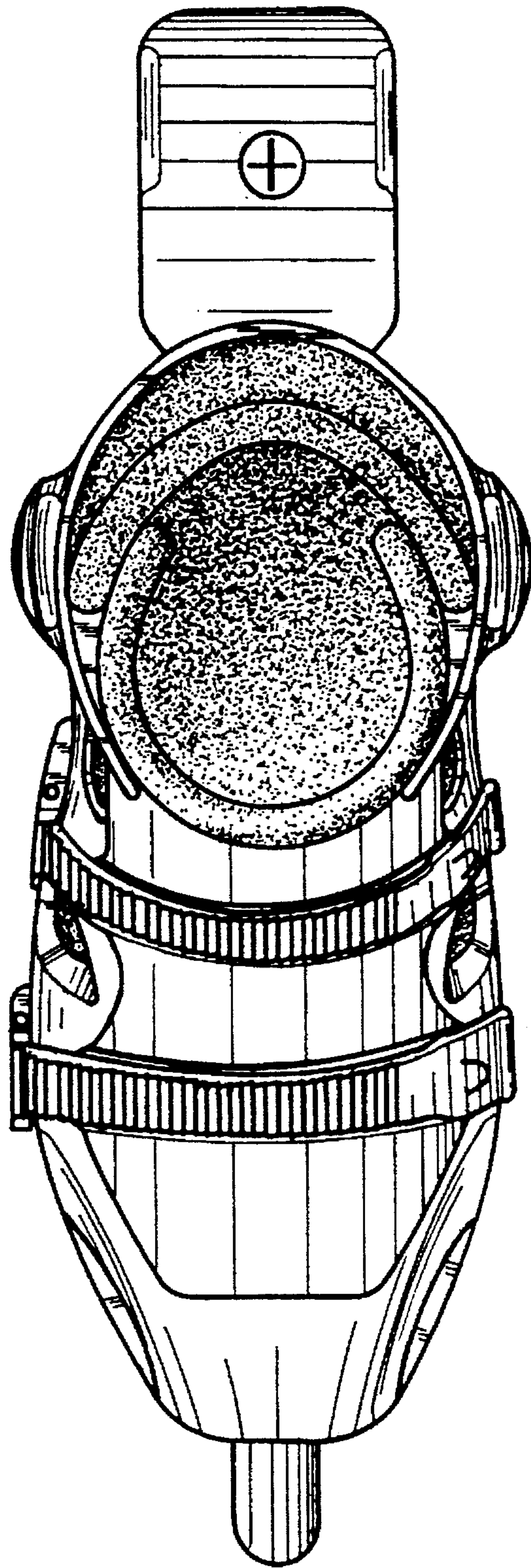


FIG. 6

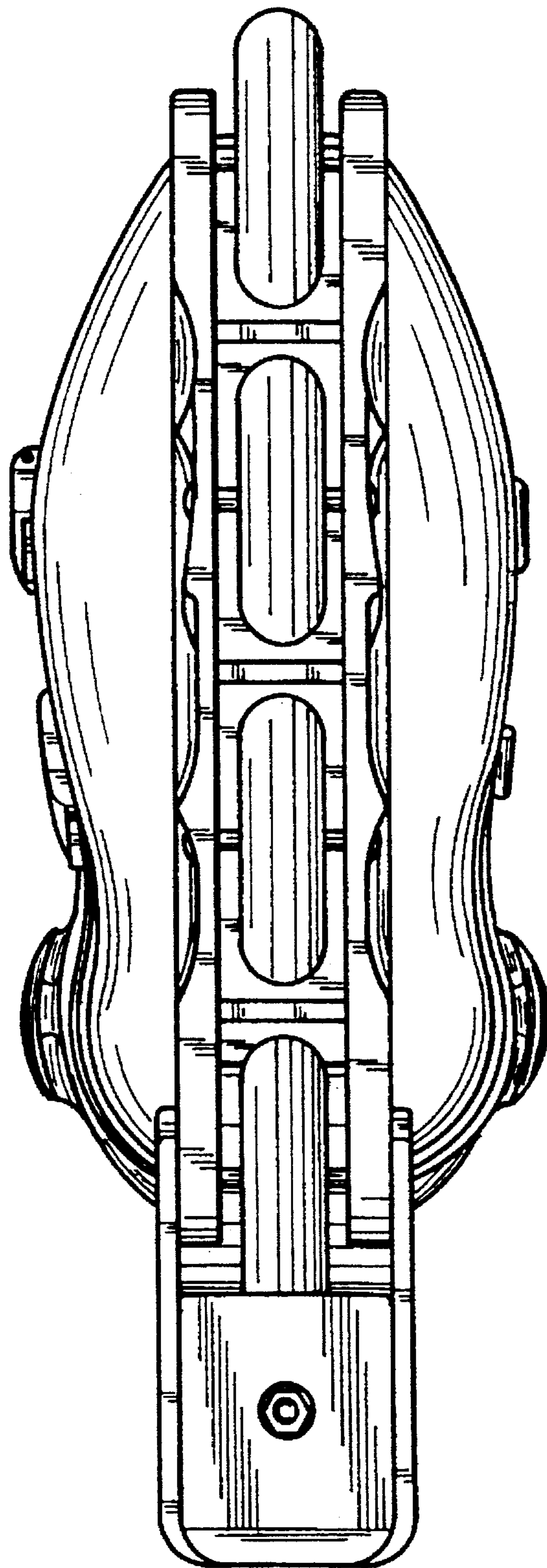


FIG. 7