



US00D365598S

United States Patent [19] Kunkler

[11] Patent Number: **Des. 365,598**

[45] Date of Patent: ****Dec. 26, 1995**

[54] **BANK CHECK**

[76] Inventor: **Todd M. Kunkler**, 11209 Sunburst St.,
Lake View Terrace, Calif. 91342

[**] Term: **14 Years**

[21] Appl. No.: **20,420**

[22] Filed: **Mar. 25, 1994**

[52] U.S. Cl. **D19/11; D20/11**

[58] Field of Search D19/1, 2, 5, 9,
D19/10, 11, 12; 283/57, 58, 59, 117; D20/11

[56] **References Cited**

U.S. PATENT DOCUMENTS

D. 197,421	1/1964	Long	D19/11
D. 231,563	4/1974	Coy	D19/10
D. 279,907	7/1985	Bateman	D19/11
3,980,323	9/1976	Boyreau .	
4,513,992	4/1985	May et al. .	
4,667,985	5/1987	Leonard et al. .	
5,091,961	2/1992	Baus, Jr. .	
5,187,351	2/1993	Clary .	

Primary Examiner—A. Hugo Word

Assistant Examiner—Pamela Burgess

Attorney, Agent, or Firm—Knobbe, Martens, Olson & Bear

[57] **CLAIM**

The ornamental design for a bank check, as shown and described.

DESCRIPTION

FIG. 1 is a top plan view of a bank check in accordance with the present invention, the broken lines shown are for illustrative purposes only, forming no part of the claimed design; FIG. 2 is a right-side elevational view of the bank check of FIG. 1, the left-side elevational view being identical; FIG. 3 is a front elevational view of the bank check of FIG. 1, the rear elevational view being identical; FIG. 4 is a bottom plan view of the bank check of FIG. 1, the broken lines shown are for illustrative purposes only, forming no part of the claimed design; and, FIG. 5 is a bottom plan view of an alternative embodiment of a bank check in accordance with the present invention, the remaining views being identical to those shown in FIGS. 1–3 described above.

1 Claim, 1 Drawing Sheet

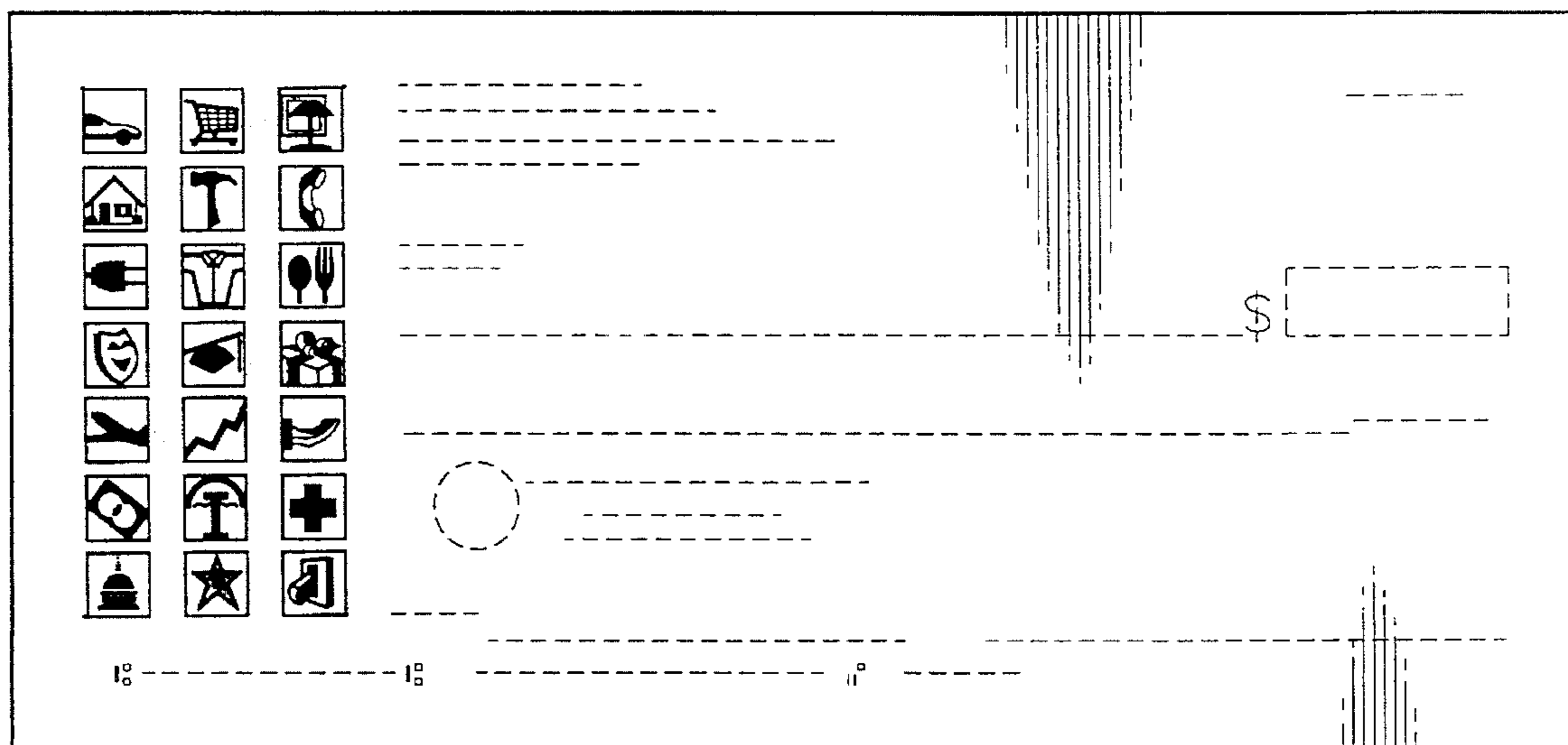


Fig. 1

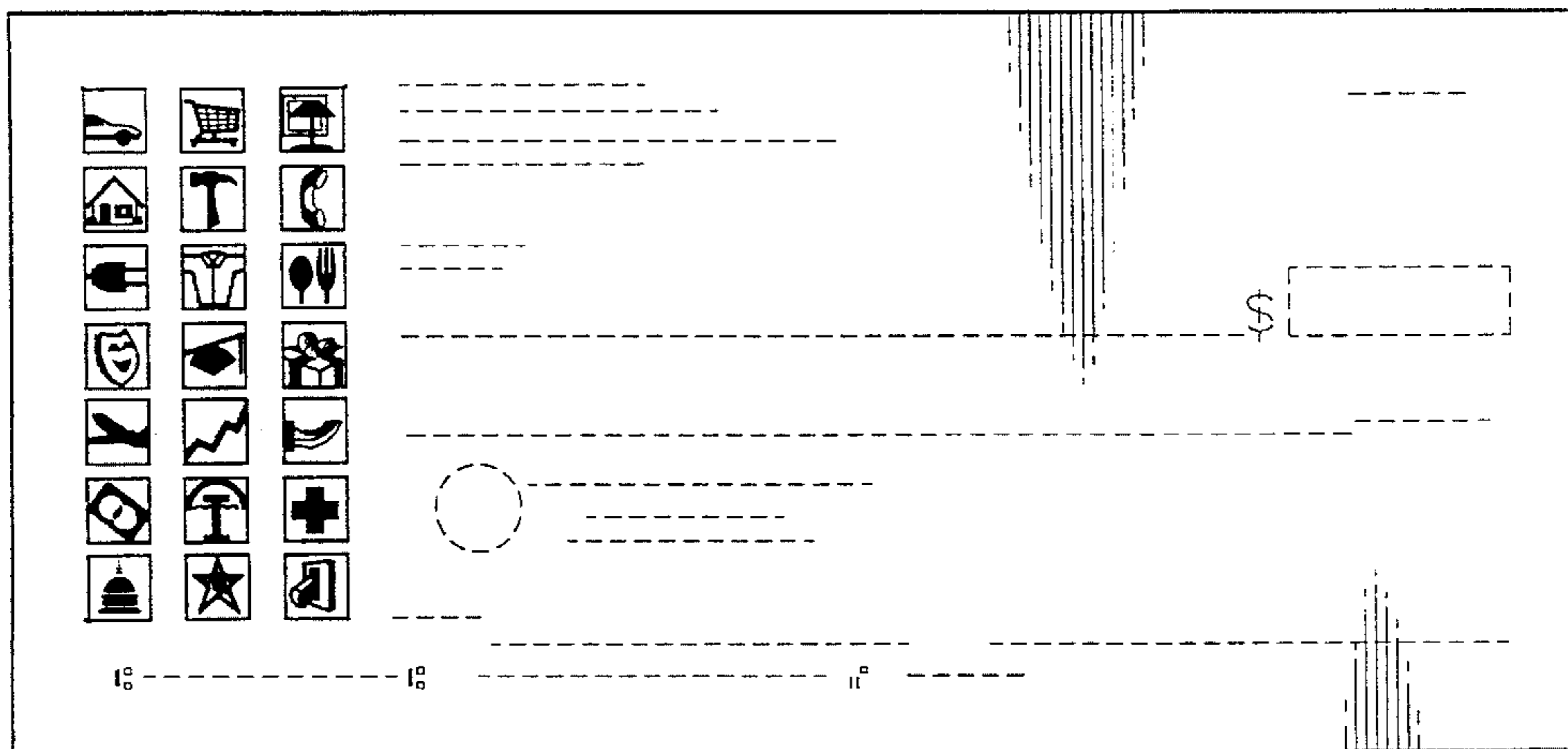


Fig. 2



Fig. 3



Fig. 4


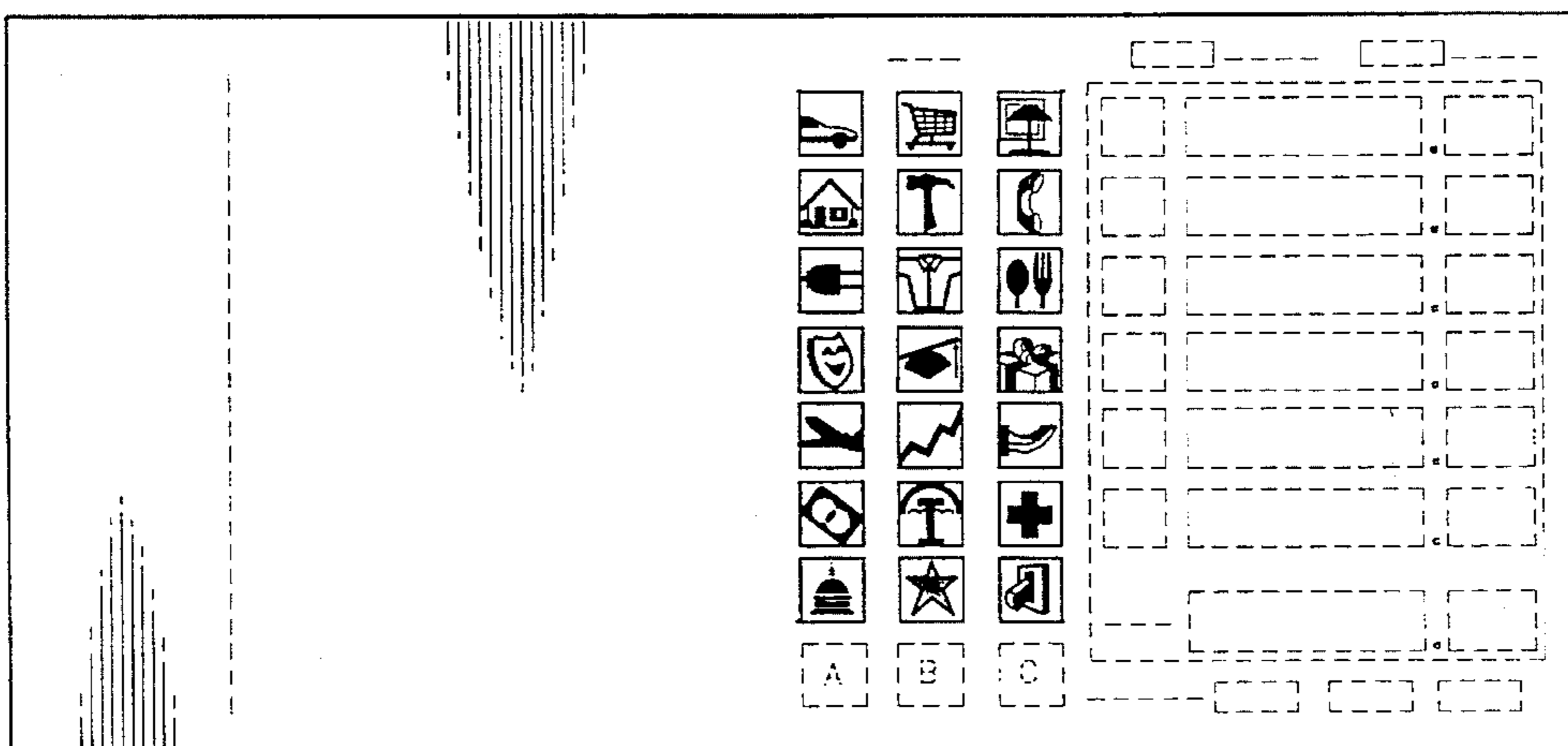


Fig. 5