



US00D365592S

United States Patent [19]
Lamb

[11] **Patent Number: Des. 365,592**

[45] **Date of Patent: **Dec. 26, 1995**

[54] **EYEGLASS ATTACHMENT**

2,512,011 6/1950 Crane 351/103
2,625,079 1/1953 Singer 351/103
3,542,460 11/1970 Smith 351/52

[76] Inventor: **Marie Lamb**, P.O. Box 850, Artesia,
N.M. 88211-0850

[**] Term: **14 Years**

Primary Examiner—Ted Shooman

Assistant Examiner—R. Barkai

[21] Appl. No.: **16,864**

[57] **CLAIM**

[22] Filed: **Dec. 27, 1993**

The ornamental design for an eyeglass attachment, as shown and described.

[52] U.S. Cl. **D16/330**

[58] **Field of Search** D16/303, 304,
D16/306, 310, 314, 317, 318, 321-330,
341, 900; 351/44, 51, 52, 59, 63, 103, 106,
110, 118, 119, 122, 158

DESCRIPTION

FIG. 1 is a perspective view of an eyeglass attachment showing my new design, the broken line showing of the spectacles is for illustrative purposes only and forms no part of the claimed design;

FIG. 2 is a front elevational view thereof;

FIG. 3 is a rear elevational view thereof;

FIG. 4 is a top plan view thereof;

FIG. 5 is a bottom plan view thereof; and,

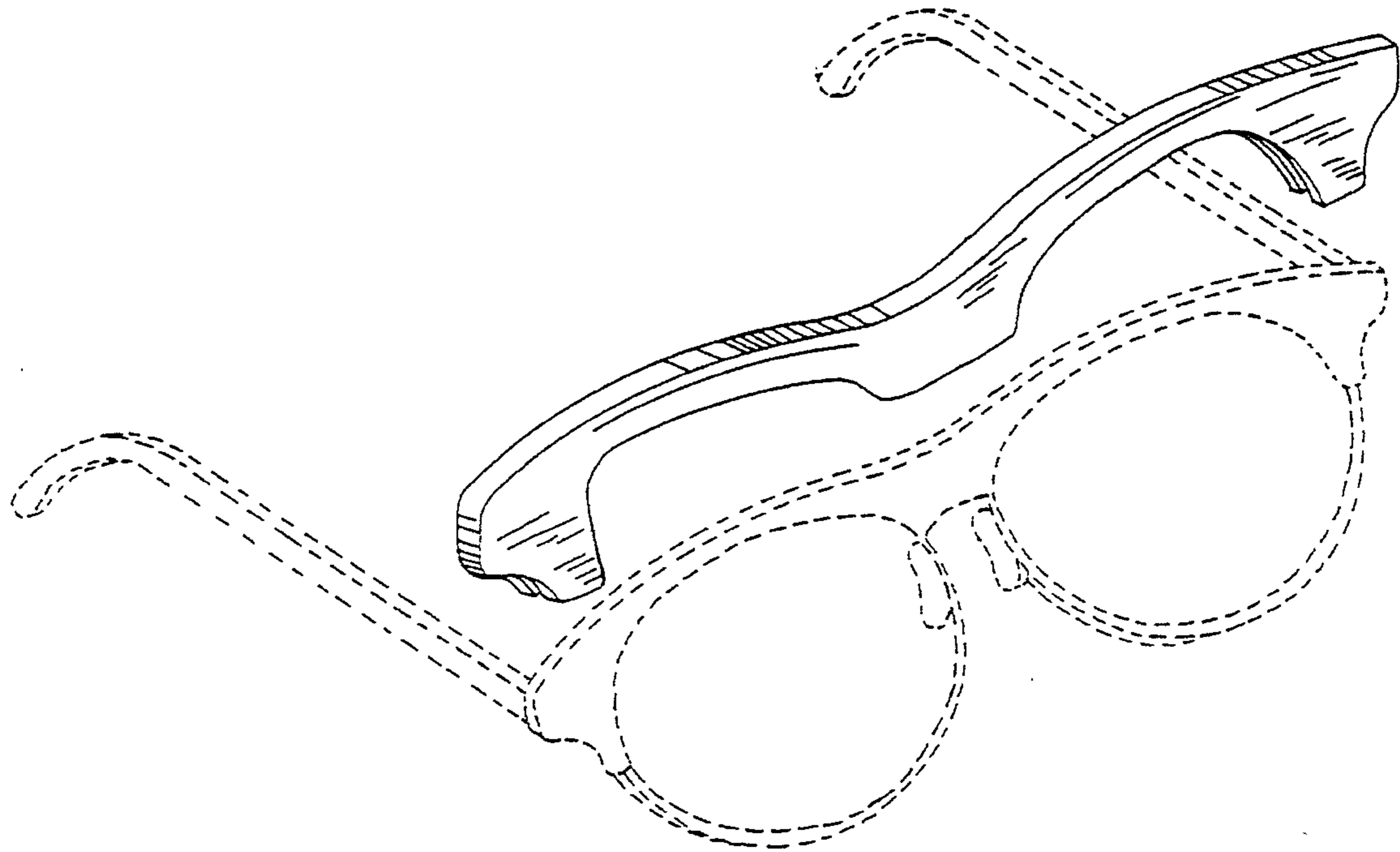
FIG. 6 is an end elevational view thereof, it being understood that the opposite end view is a mirror image thereof.

[56] **References Cited**

U.S. PATENT DOCUMENTS

D. 300,226 3/1989 Ramp D16/323
D. 324,394 3/1992 Jannard D16/330
D. 336,483 6/1993 Hatchiguan D16/330
D. 354,502 1/1995 Mekari D16/341
2,495,508 1/1950 Cleaver 351/119

1 Claim, 6 Drawing Sheets



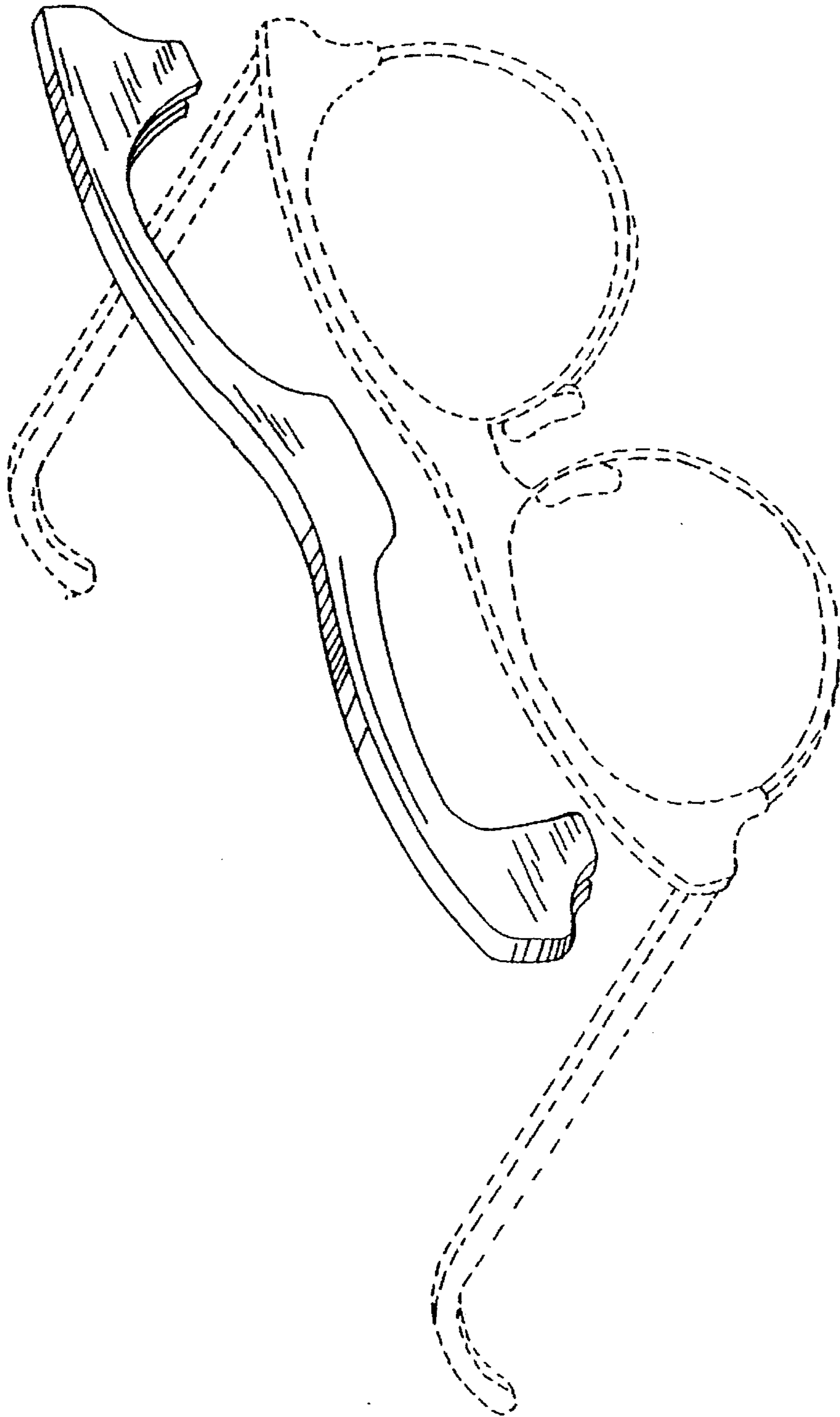


FIG. 1

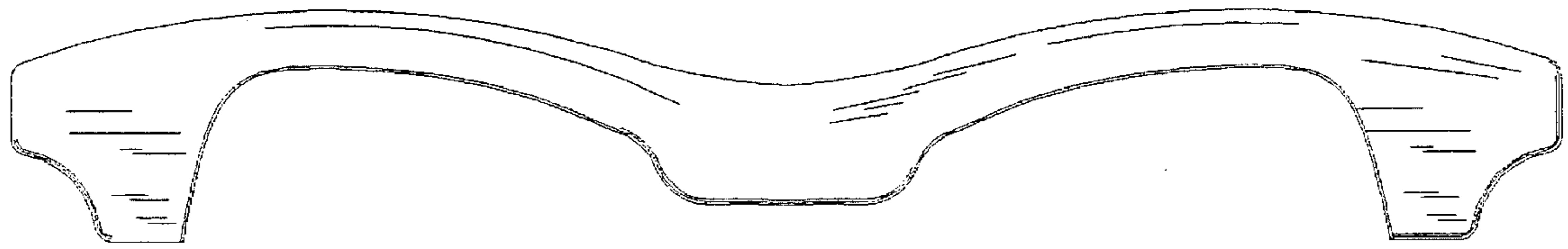


FIG. 2

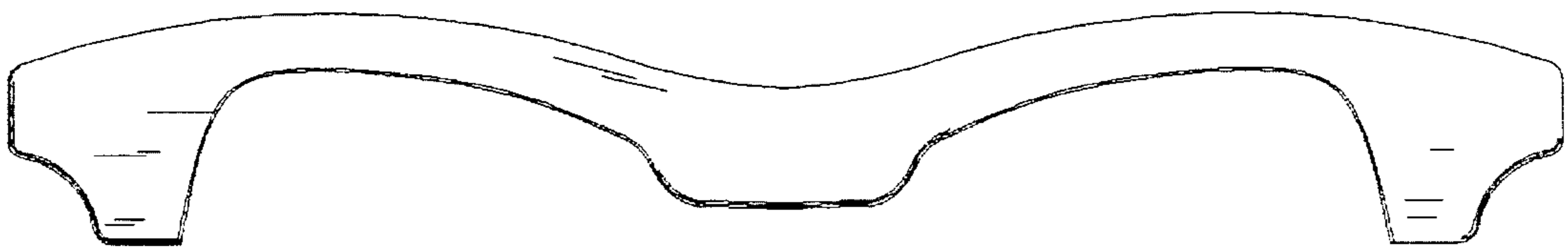


FIG. 3




FIG. 4



FIG. 5



FIG. 6