



US00D365546S

United States Patent [19]

[11] Patent Number: **Des. 365,546**

Stanton

[45] Date of Patent: ****Dec. 26, 1995**

[54] HOLDER FOR A MOTORCYCLE SPOTLIGHT

[76] Inventor: **Richard A. Stanton**, 4400 Maher Ave., Madison, Wis. 53716

[**] Term: **14 Years**

[21] Appl. No.: **16,423**

[22] Filed: **Dec. 15, 1993**

[52] U.S. Cl. **D12/400**

[58] Field of Search D12/400, 114, D12/223; D26/28, 29, 36; D8/387, 397; 248/176, 188.4; 362/80.1, 82, 83, 83.3, 269, 275, 285; 411/366, 368, 371, 378, 427, 428, 87

[56] References Cited

U.S. PATENT DOCUMENTS

D. 303,433	9/1989	Bailly	D26/29
D. 304,621	11/1989	Schmidt	D26/36
D. 335,077	4/1993	Haney	D8/387
D. 351,670	10/1994	Tsai	D26/29
D. 354,362	1/1995	Tsai	D26/28
4,842,004	6/1989	Steinman	411/368

OTHER PUBLICATIONS

J. C. Whitney & Co Catalog, No. 515J, ©1990, p. 121, the chrome-plated headlamps.

Primary Examiner—A. Hugo Word

Assistant Examiner—M. Brown

Attorney, Agent, or Firm—Stroud, Stroud, Willink, Thompson & Howard

[57] CLAIM

The ornamental design for a holder for a motorcycle spotlight, as shown and described.

DESCRIPTION

FIG. 1 is a perspective view of a holder for a motorcycle spotlight showing my new design;

FIG. 2 is a front elevational view thereof, the rear view being a mirror image of that shown;


FIG. 3 is a right side elevational view thereof, the left side view being a mirror image of that shown;

FIG. 4 is a top plan view thereof; and,

FIG. 5 is a bottom plan view thereof.

The motorcycle spotlight is illustrated in broken lines in the drawing disclosure and is not part of the design sought to be patented.

1 Claim, 2 Drawing Sheets






FIG. 1

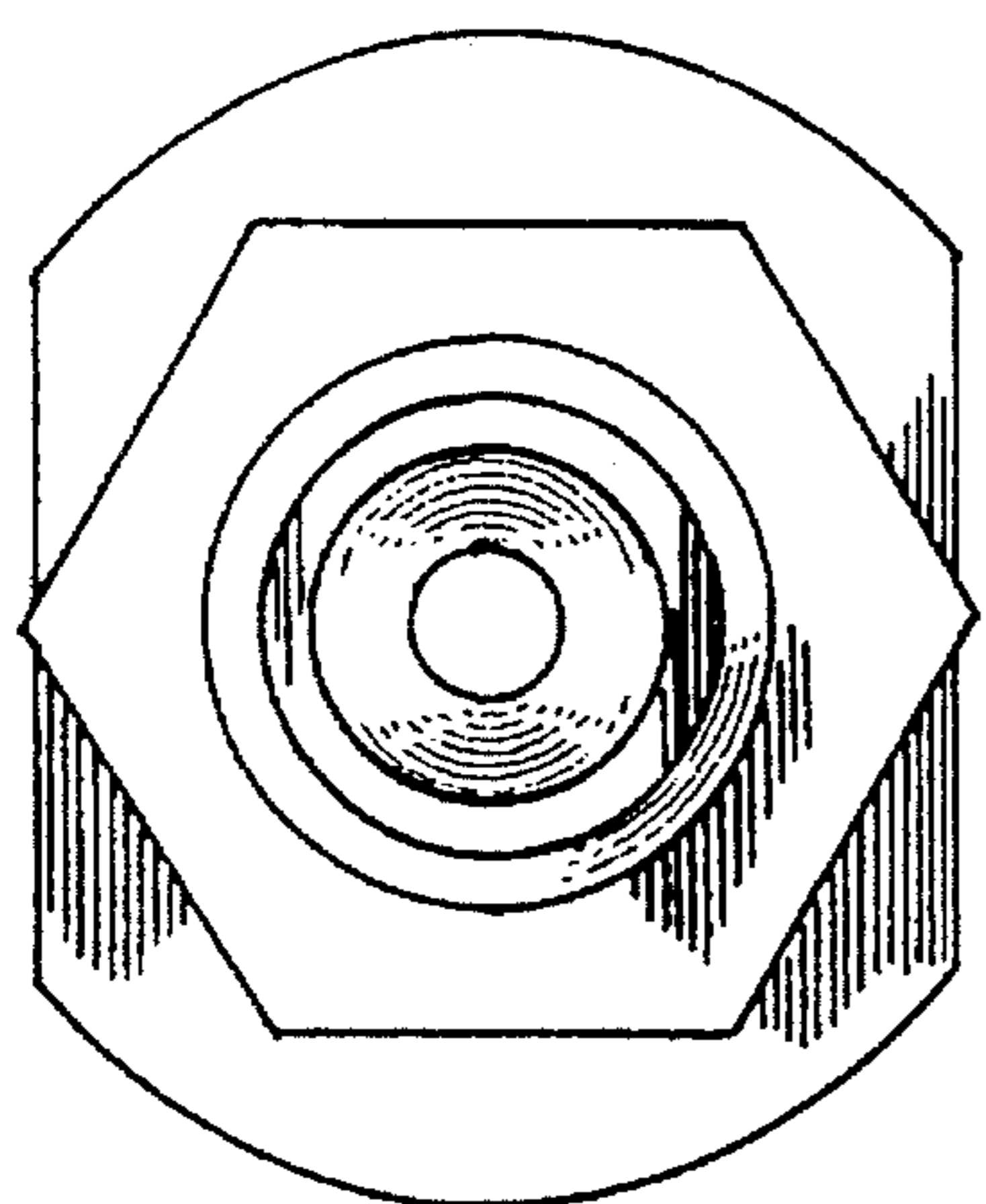


FIG. 4

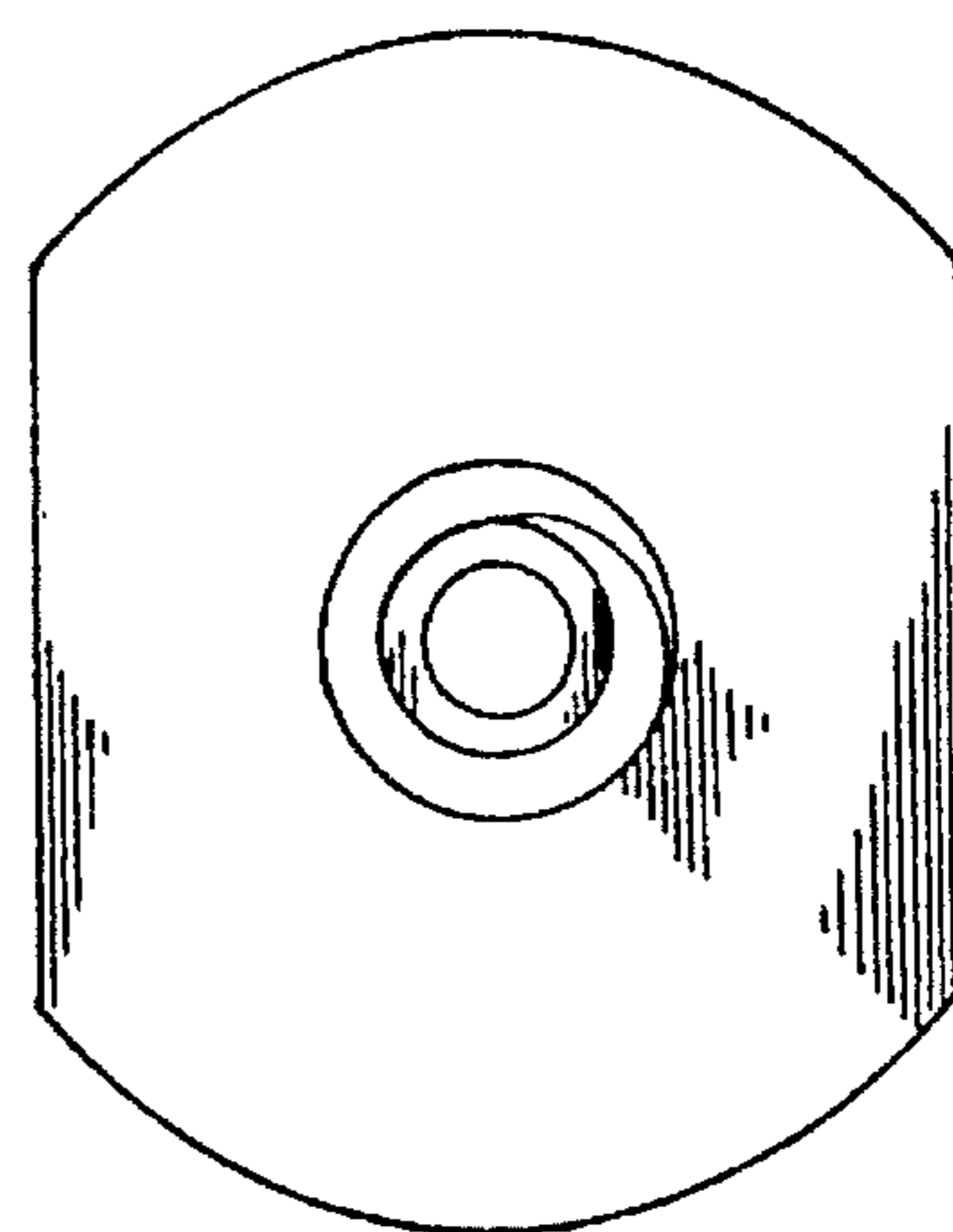


FIG. 5

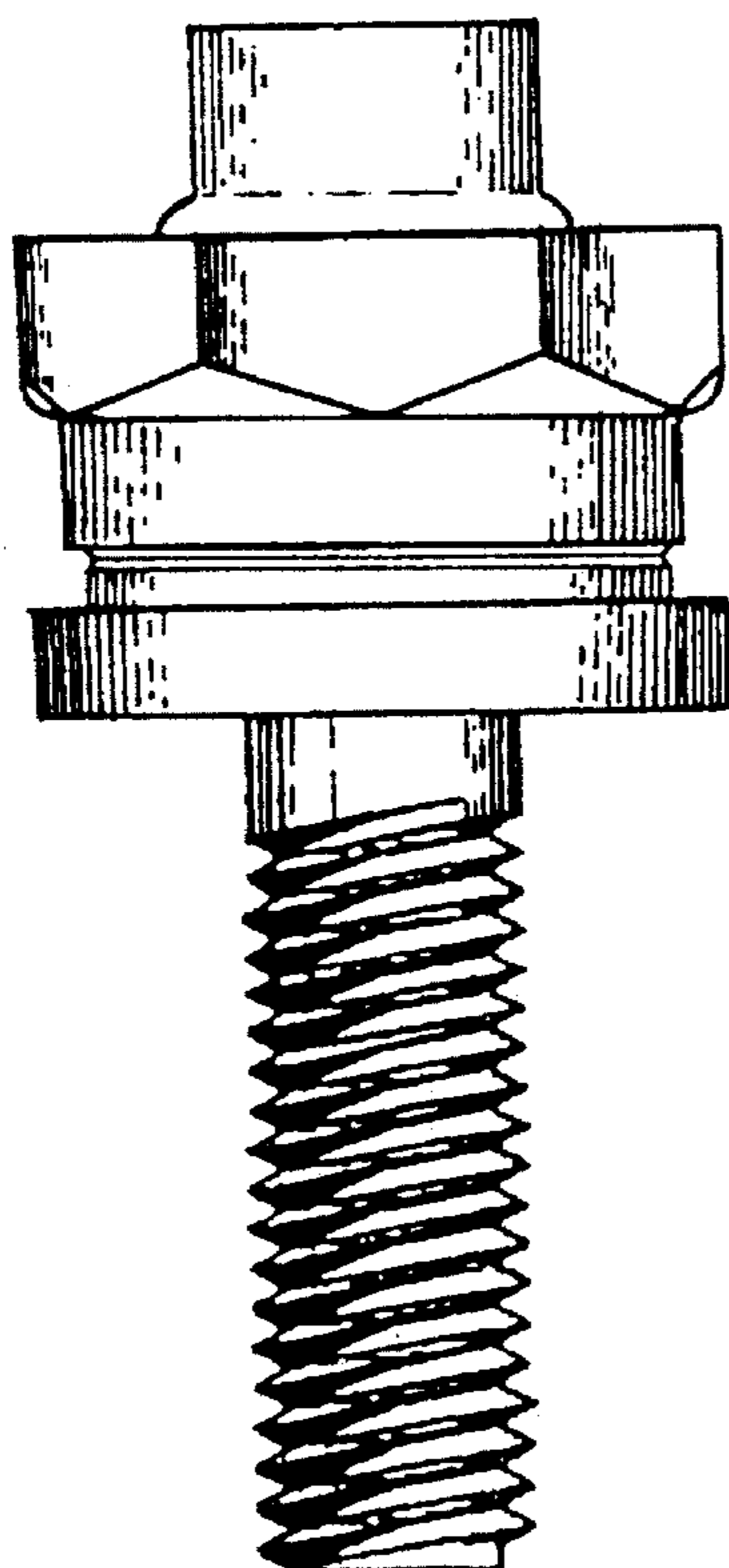


FIG. 2

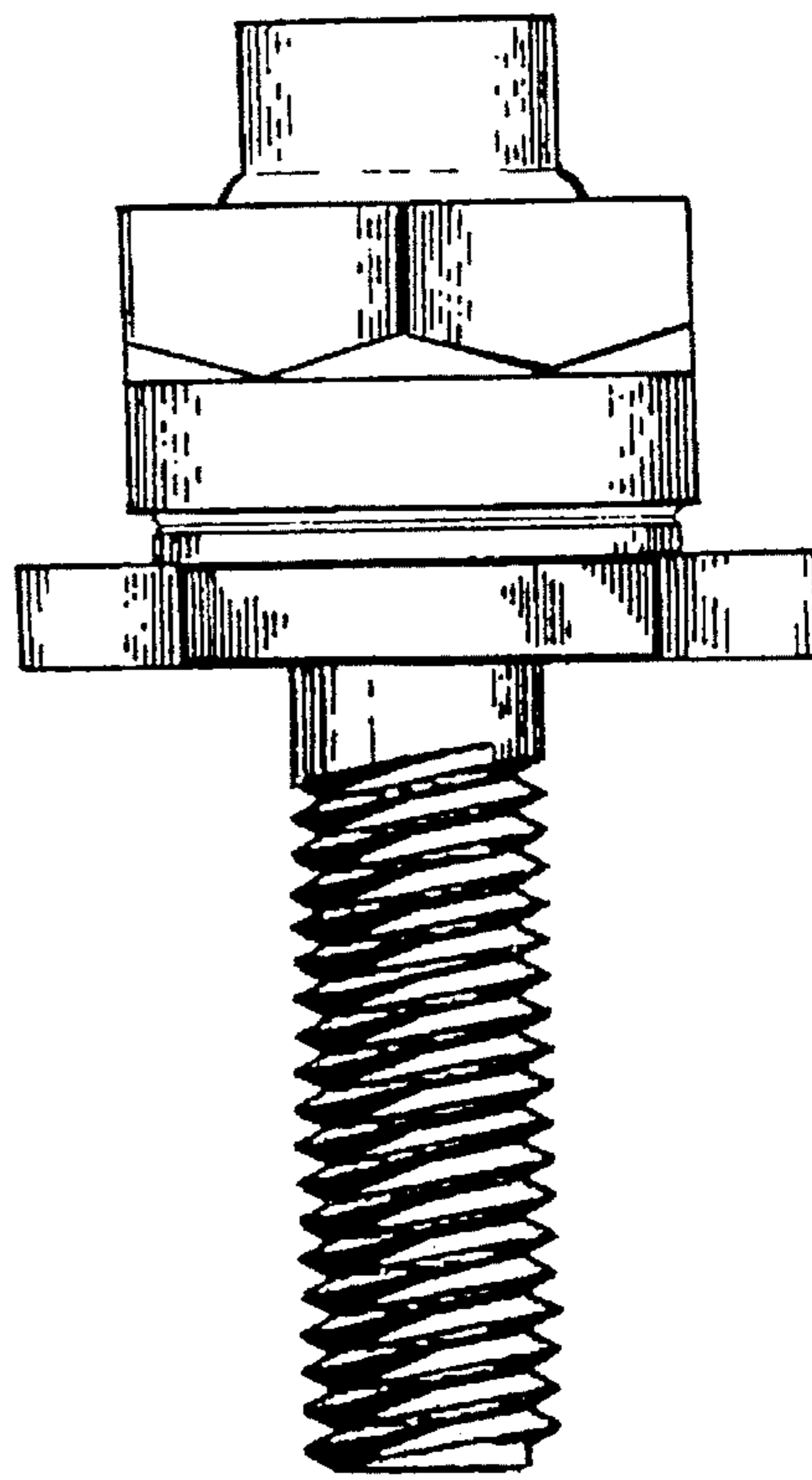


FIG. 3