



US00D365534S

**United States Patent** [19]  
**Malone et al.**

[11] **Patent Number:** **Des. 365,534**  
[45] **Date of Patent:** **\*\*Dec. 26, 1995**

[54] **FOOT PEG MOUNT FOR A MOTORCYCLE**

5,388,848 2/1995 Silva et al. .... 280/203

[75] Inventors: **Jack E. Malone**, 6552 Pentz Rd.,  
Paradise, Calif. 95969; **Terry Keeter**,  
Chico, Calif.

*Primary Examiner*—A. Hugo Word  
*Assistant Examiner*—M. Brown

[73] Assignee: **Jack E. Malone**, Paradise, Calif.

[\*\*] Term: **14 Years**

[57] **CLAIM**

The ornamental design for a foot peg mount for a motor-  
cycle, as shown and described.

[21] Appl. No.: **21,609**

**DESCRIPTION**

[22] Filed: **Apr. 20, 1994**

[52] **U.S. Cl.** ..... **D12/114**

[58] **Field of Search** ..... D12/110, 114;  
280/291, 293; 180/219

FIG. 1 is a front right perspective view of a foot peg mount  
for a motorcycle showing our new design; a front left  
perspective view appears as a mirror image of the front right  
perspective view;

FIG. 2 is a front elevational view thereof;

FIG. 3 is a back elevational view thereof;

FIG. 4 is a top plan view thereof;

FIG. 5 is a bottom plan view thereof; and,

FIG. 6 is a front and right side perspective view thereof.

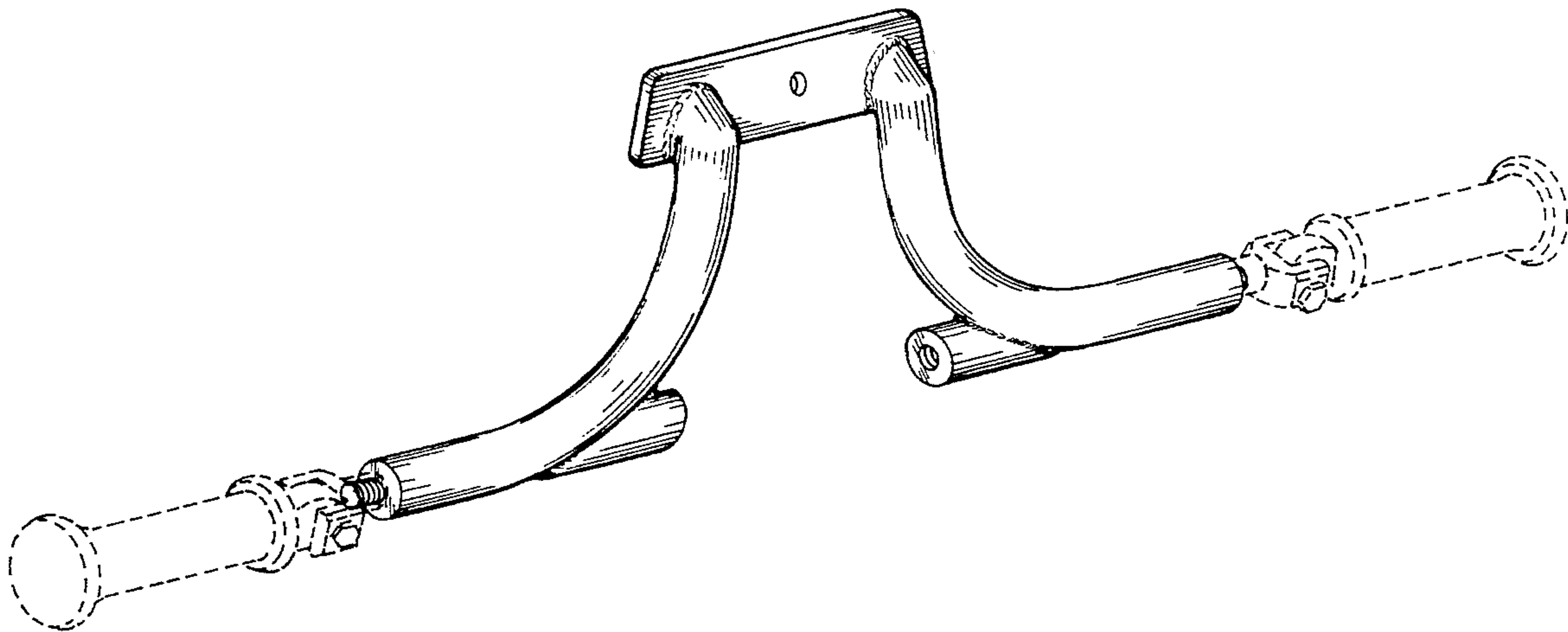
The broken line portions are environmental structuring and  
form no part of the claimed design.

[56] **References Cited**

**U.S. PATENT DOCUMENTS**

D. 288,187	2/1987	Morris	.....	D12/114
D. 299,632	1/1989	Ito et al.	.....	D12/110
D. 314,166	1/1991	Shiveli et al.	.....	D12/110
D. 348,422	7/1994	Rasmusen	.....	D12/114
3,794,353	2/1974	Oliver	.....	280/291

**1 Claim, 5 Drawing Sheets**



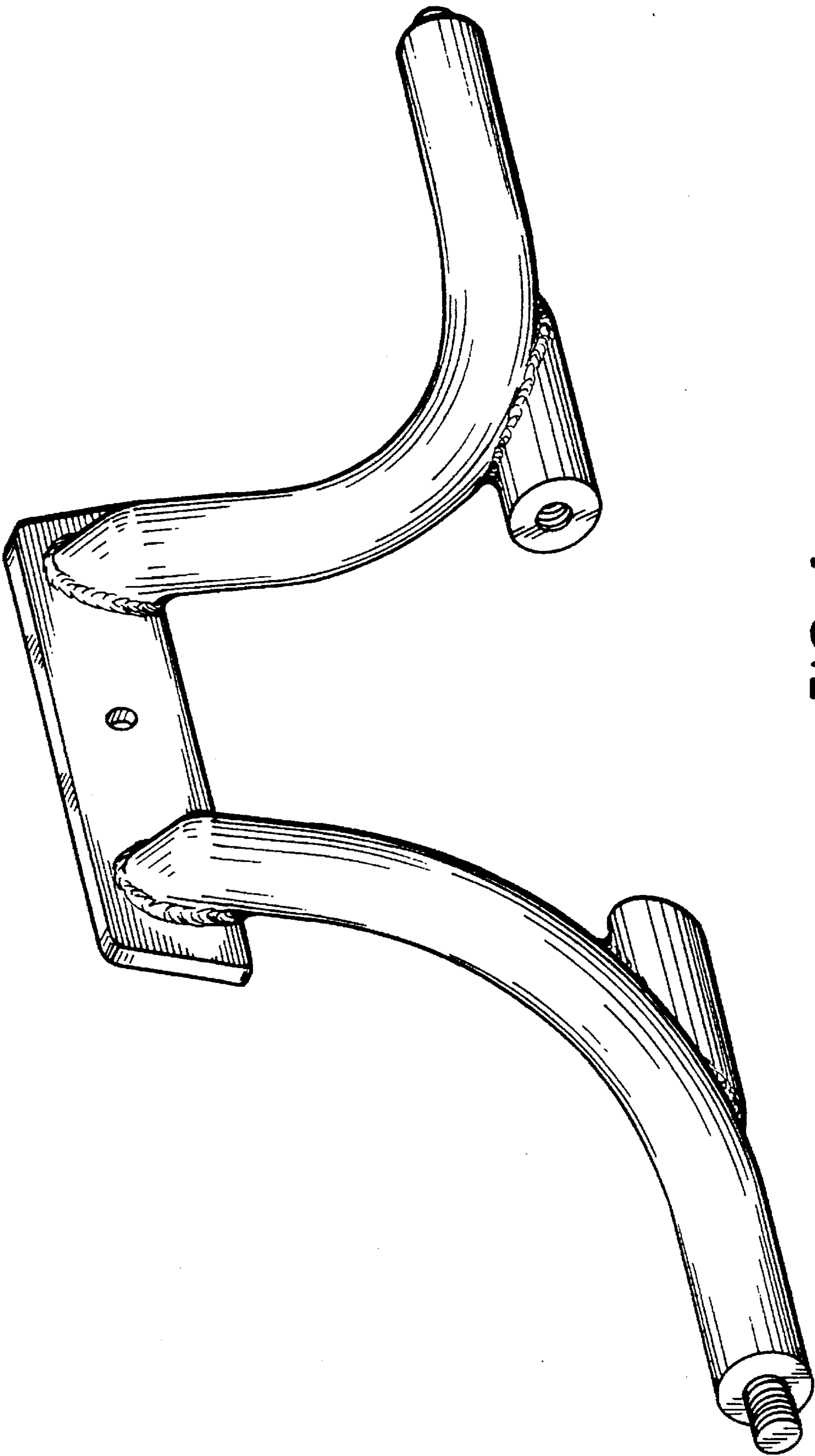


FIG. 1

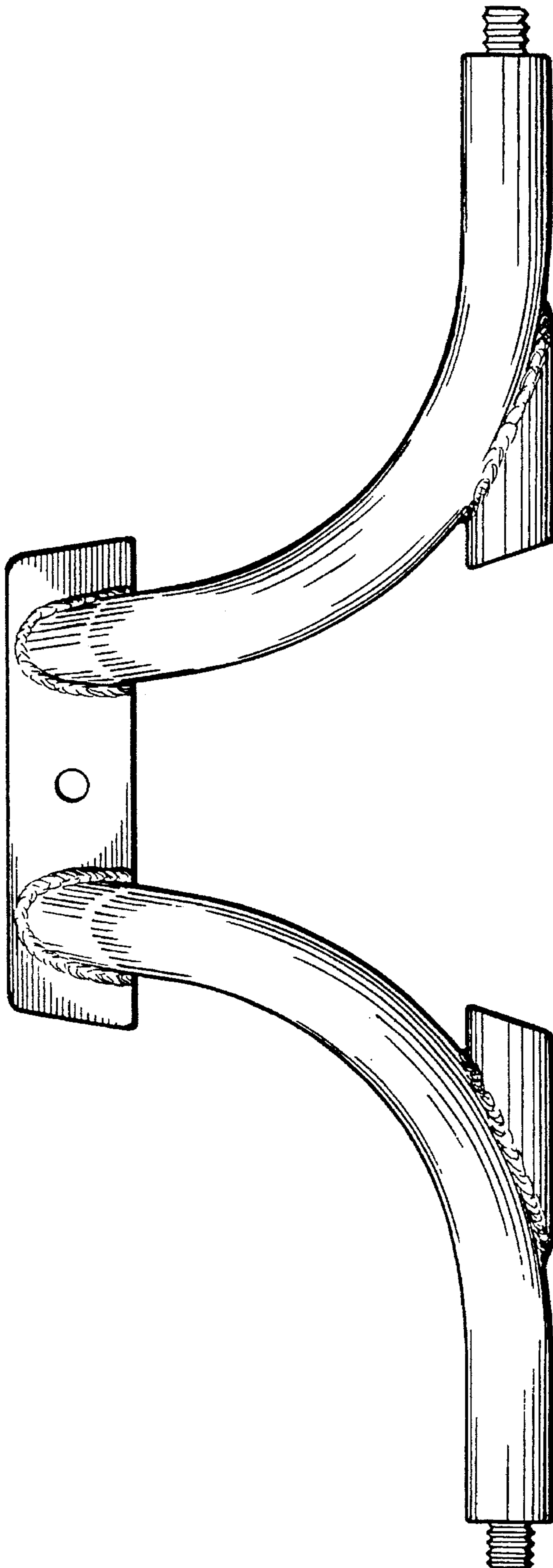


FIG. 2

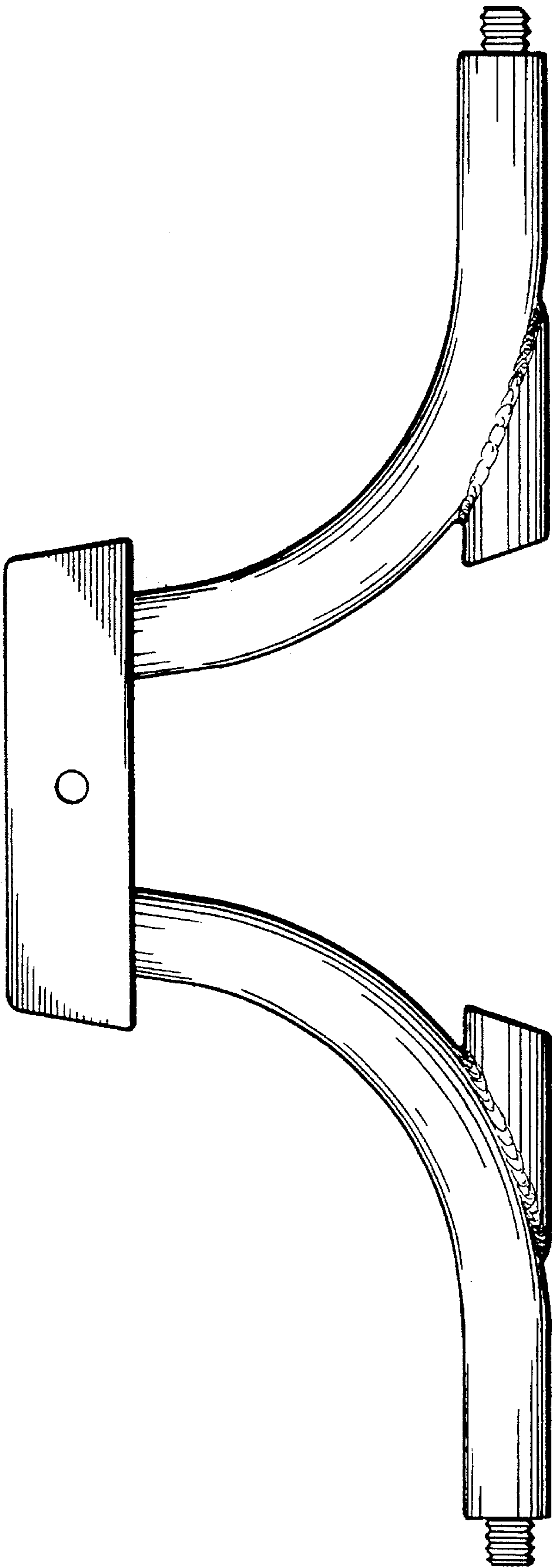


FIG. 3



FIG. 4



FIG. 5



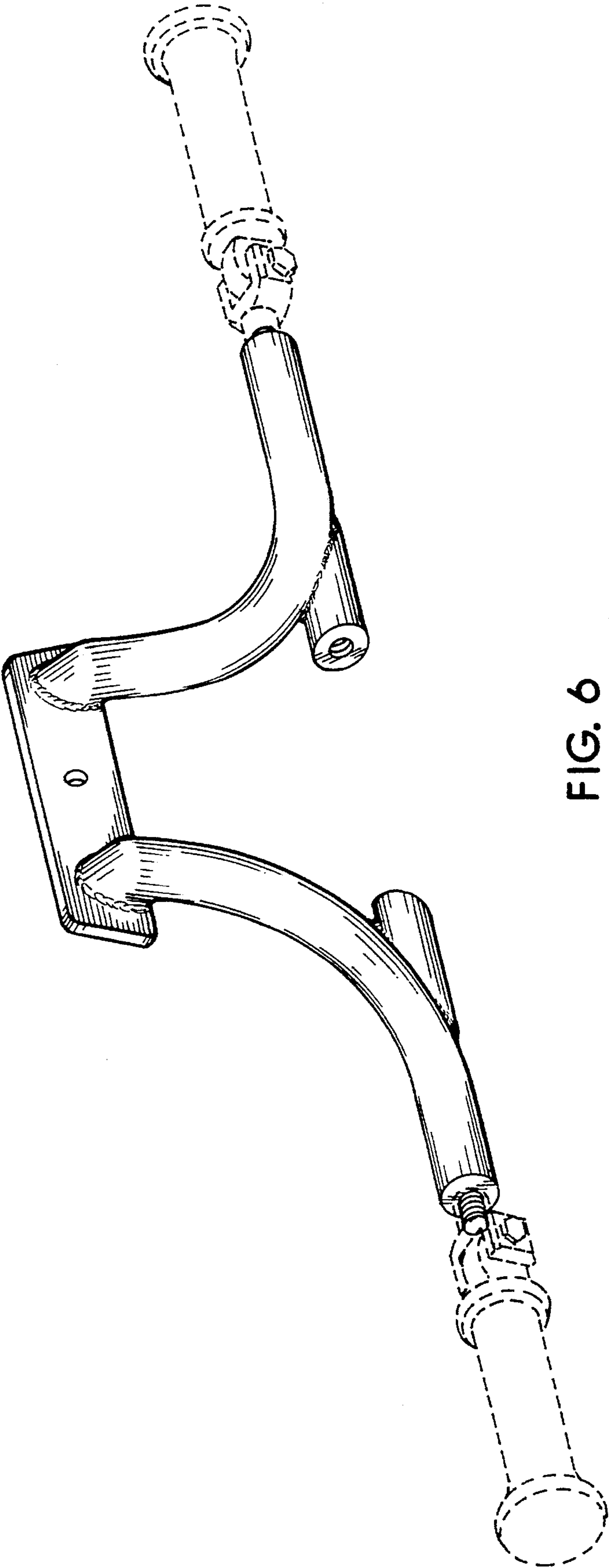


FIG. 6