



US00D365526S

United States Patent [19] Gardner

[11] Patent Number: Des. 365,526

[45] Date of Patent: **Dec. 26, 1995

[54] WRISTWATCH

339878 9/1959 Switzerland 368/232

[76] Inventor: Anthony L. Gardner, 1530 N. Key Blvd., Rosslyn, Va. 22209

[**] Term: 14 Years

[21] Appl. No.: 30,131

[22] Filed: Nov. 3, 1994

[30] Foreign Application Priority Data

May 19, 1994 [WO] WIPO DMA/002523

[52] U.S. Cl. D10/39; D10/126; D10/132; D10/30

[58] Field of Search D10/1-40, 122-132; 368/280-282, 276-277, 285, 223, 228-229, 232

[56] References Cited

U.S. PATENT DOCUMENTS

D. 257,005 9/1980 Ruth D10/38
4,462,697 7/1984 Thompson 368/282

FOREIGN PATENT DOCUMENTS

329802 5/1958 Switzerland 368/282

OTHER PUBLICATIONS

Jeweler's Circular—Keystone —Watches.

*Primary Examiner—Nelson C. Holtje
Attorney, Agent, or Firm—Jacobson, Price, Holman & Stern*

[57] CLAIM

The ornamental design for a wristwatch, as shown and described.

DESCRIPTION

FIG. 1 is a front elevational view of a wristwatch showing my new design including the time as either twelve noon or twelve midnight (12:00);

FIG. 2 is another front elevational view thereof indicating the time as three forty-five (3:45);

FIG. 3 is a rear view thereof;

FIG. 4 is a right side elevational view thereof;

FIG. 5 is a left side elevational view thereof;

FIG. 6 is a bottom plan view of FIG. 1; and,

FIG. 7 is a top plan view of FIG. 1.

1 Claim, 3 Drawing Sheets




FIG. 1




FIG. 2




FIG. 3

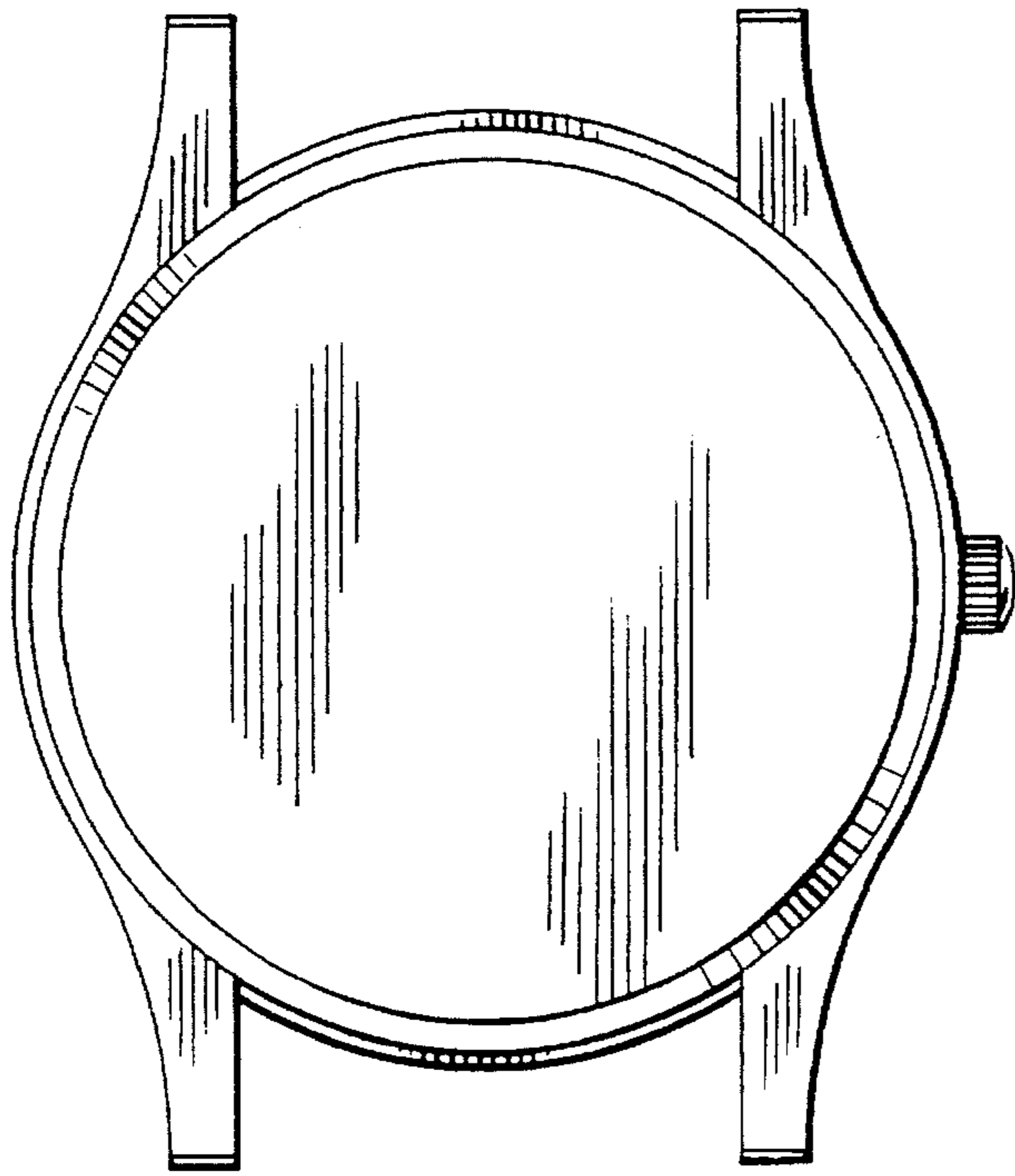


FIG. 4




FIG. 5

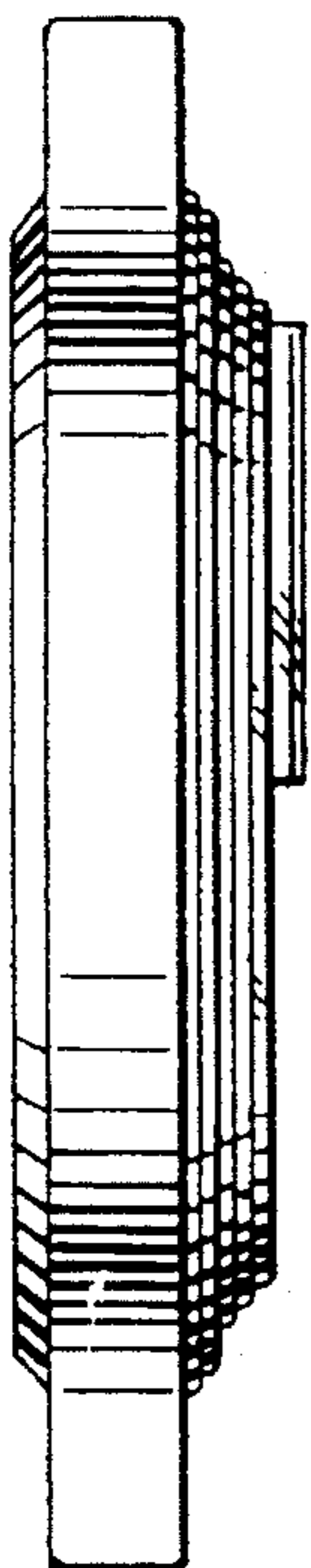


FIG. 6




FIG. 7

