



US00D365525S

United States Patent [19]

[11] Patent Number: **Des. 365,525**

Ishizaka et al.

[45] Date of Patent: ****Dec. 26, 1995**

[54] **WRIST WATCH**

[75] Inventors: **Shingo Ishizaka**, Akishima, Japan;
Richard W. Seymour, Surrey; **David H. Powell**, West Sussex, both of United Kingdom

D. 327,441	6/1992	Vamamoto	D10/30 X
D. 327,450	6/1992	Nakai	D10/38
D. 339,749	9/1993	Ishizaka	D10/38
D. 349,247	8/1994	Sugita	D10/30
D. 349,248	8/1994	Yamamoto	D10/38

[73] Assignee: **Casio Computer Co., Ltd.**, Tokyo, Japan

Primary Examiner—Nelson C. Holtje
Attorney, Agent, or Firm—Frishauf, Holtz, Goodman, Langer & Chick

[**] Term: **14 Years**

[57] CLAIM

[21] Appl. No.: **35,891**

The ornamental design for a wrist watch, as shown.

[22] Filed: **Mar. 8, 1995**

DESCRIPTION

[30] Foreign Application Priority Data

FIG. 1 is a front elevational view of a wrist watch showing our new design;
 FIG. 2 is a right side elevational view thereof;
 FIG. 3 is a left side elevational view thereof;
 FIG. 4 is a top plan view thereof;
 FIG. 5 is a bottom plan view thereof;
 FIG. 6 is a rear elevational view thereof; and,
 FIG. 7 is a perspective view thereof.

Feb. 9, 1995 [JP] Japan 73305

[52] U.S. Cl. **D10/38**

[58] Field of Search D10/1-40, 122-132;
368/280-282, 276-277, 285, 239-242,
82-84

[56] References Cited

U.S. PATENT DOCUMENTS

D. 325,530 4/1992 Moriai D10/30 X

1 Claim, 2 Drawing Sheets



FIG. 4

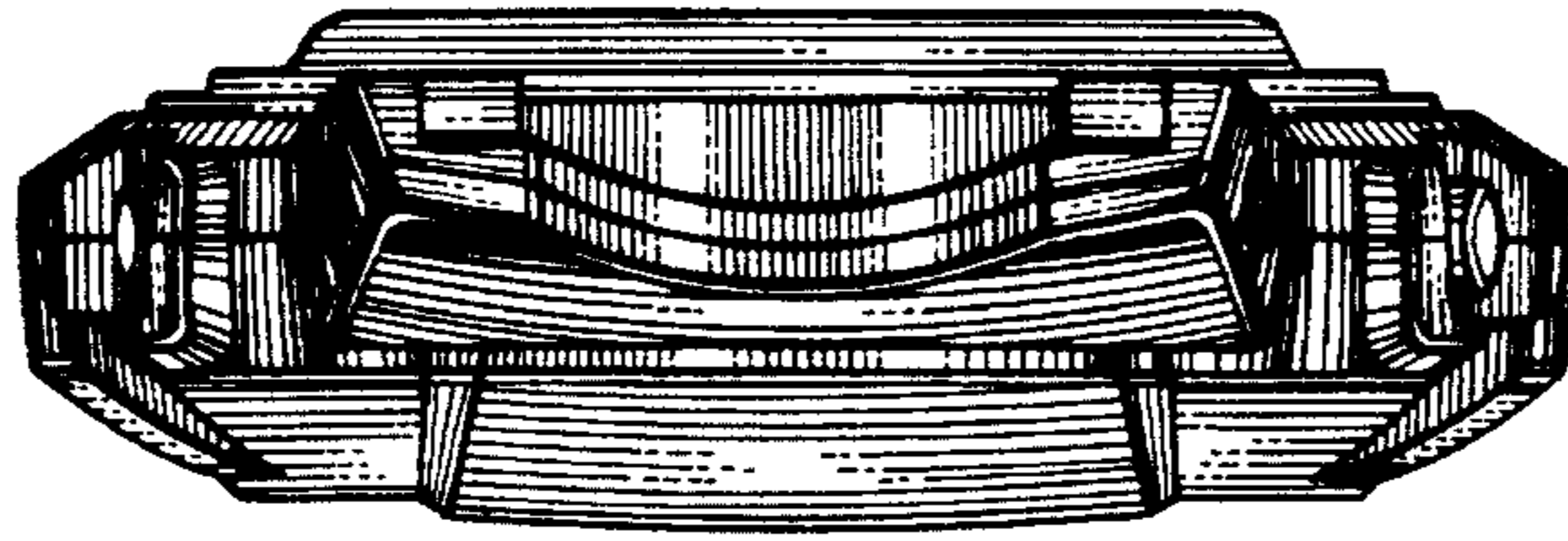


FIG. 3

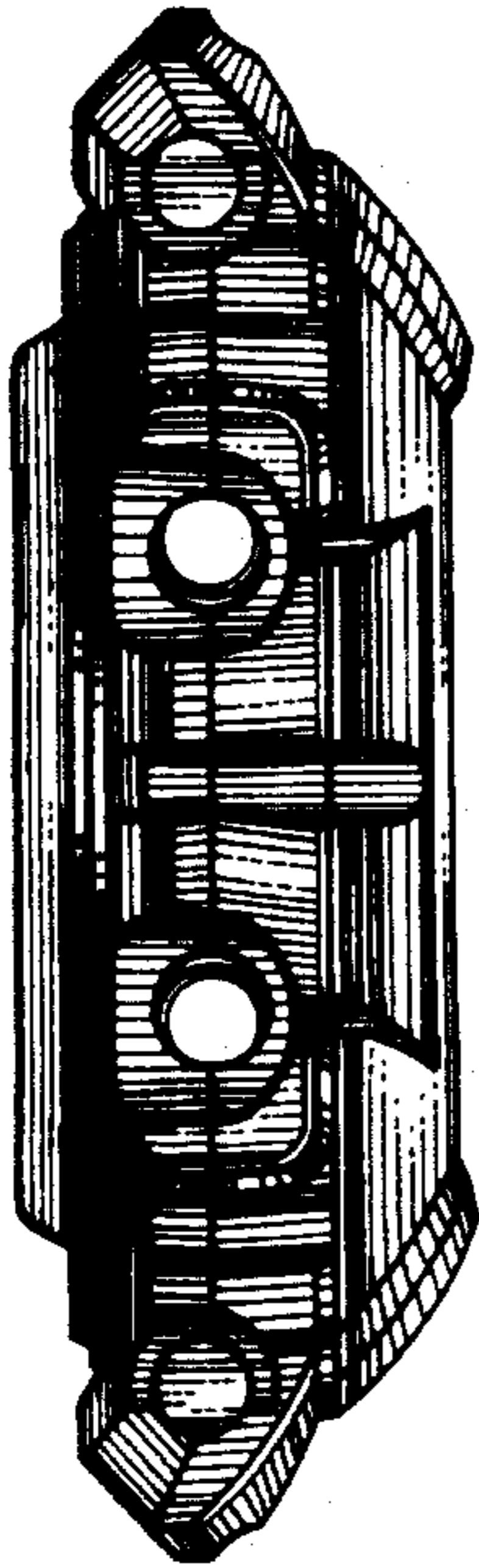


FIG. 1



FIG. 2




FIG. 5




FIG. 6




FIG. 7

