



US00D365524S

United States Patent [19]

[11] Patent Number: **Des. 365,524**

Hanagata et al.

[45] Date of Patent: ****Dec. 26, 1995**

[54] **WRIST WATCH**

D. 327,441	6/1992	Yamamoto	D10/30
D. 346,974	5/1994	Houlihan	D10/38
D. 349,247	8/1994	Sugita	D10/30
D. 354,239	1/1995	Ishizaka	D10/30

[75] Inventors: **Shigeru Hanagata**, Kodaira, Japan;
Richard W. Seymour, Kingston upon
Thames; **David H. Powell**, Loxwood,
both of United Kingdom

Primary Examiner—Nelson C. Holtje
Attorney, Agent, or Firm—Frishauf, Holtz, Goodman,
Langer & Chick

[73] Assignee: **Casio Computer Co., Ltd.**, Tokyo,
Japan

[57] CLAIM

[**] Term: **14 Years**

The ornamental design for a wrist watch, as shown and
described.

[21] Appl. No.: **35,890**

DESCRIPTION

[22] Filed: **Mar. 8, 1995**

[30] Foreign Application Priority Data

FIG. 1 is a front elevational view of a wrist watch showing
our new design;

Feb. 9, 1995 [JP] Japan 3307/1995

[52] U.S. Cl. **D10/38**

FIG. 2 is a right side elevational view thereof, the left side
elevational view being identical to the right side elevational
view;

[58] Field of Search D10/1-40, 122-132;
368/280-282, 276-277, 285, 239-242,
82-84

FIG. 3 is a top plan view thereof, the bottom plan view being
identical to the top plan view;

[56] References Cited

FIG. 4 is a rear elevational view thereof; and,

FIG. 5 is a perspective view thereof.

U.S. PATENT DOCUMENTS

D. 325,530 4/1992 Moriai D10/30

1 Claim, 2 Drawing Sheets




FIG. 3

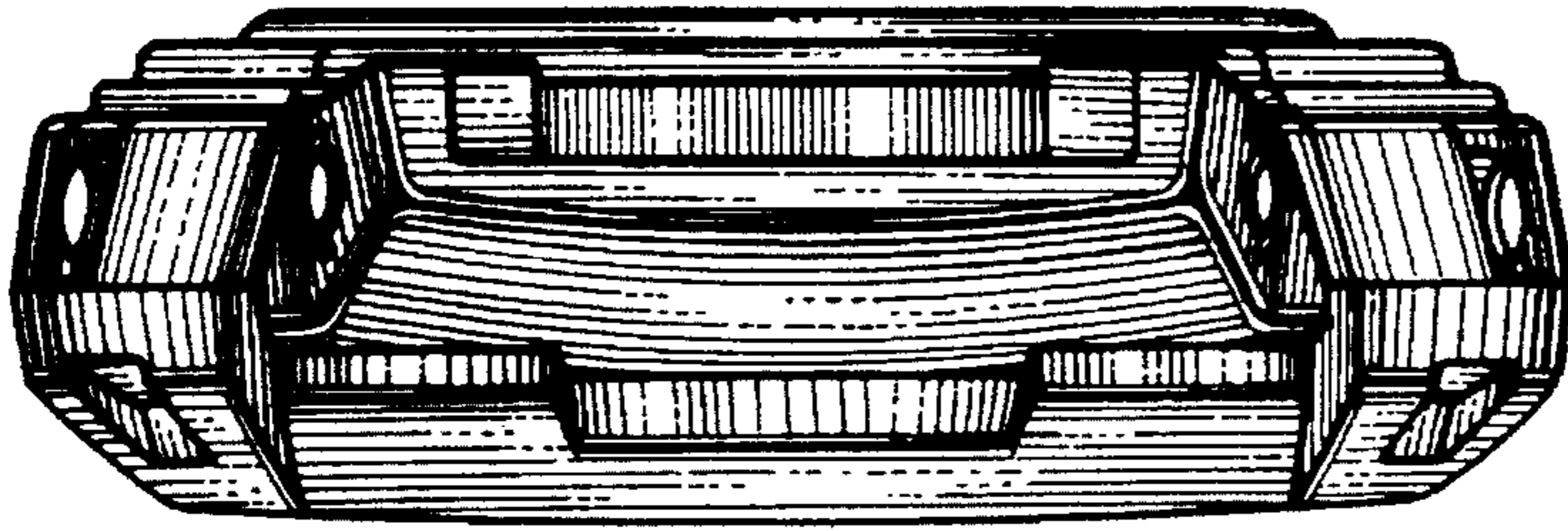


FIG. 1

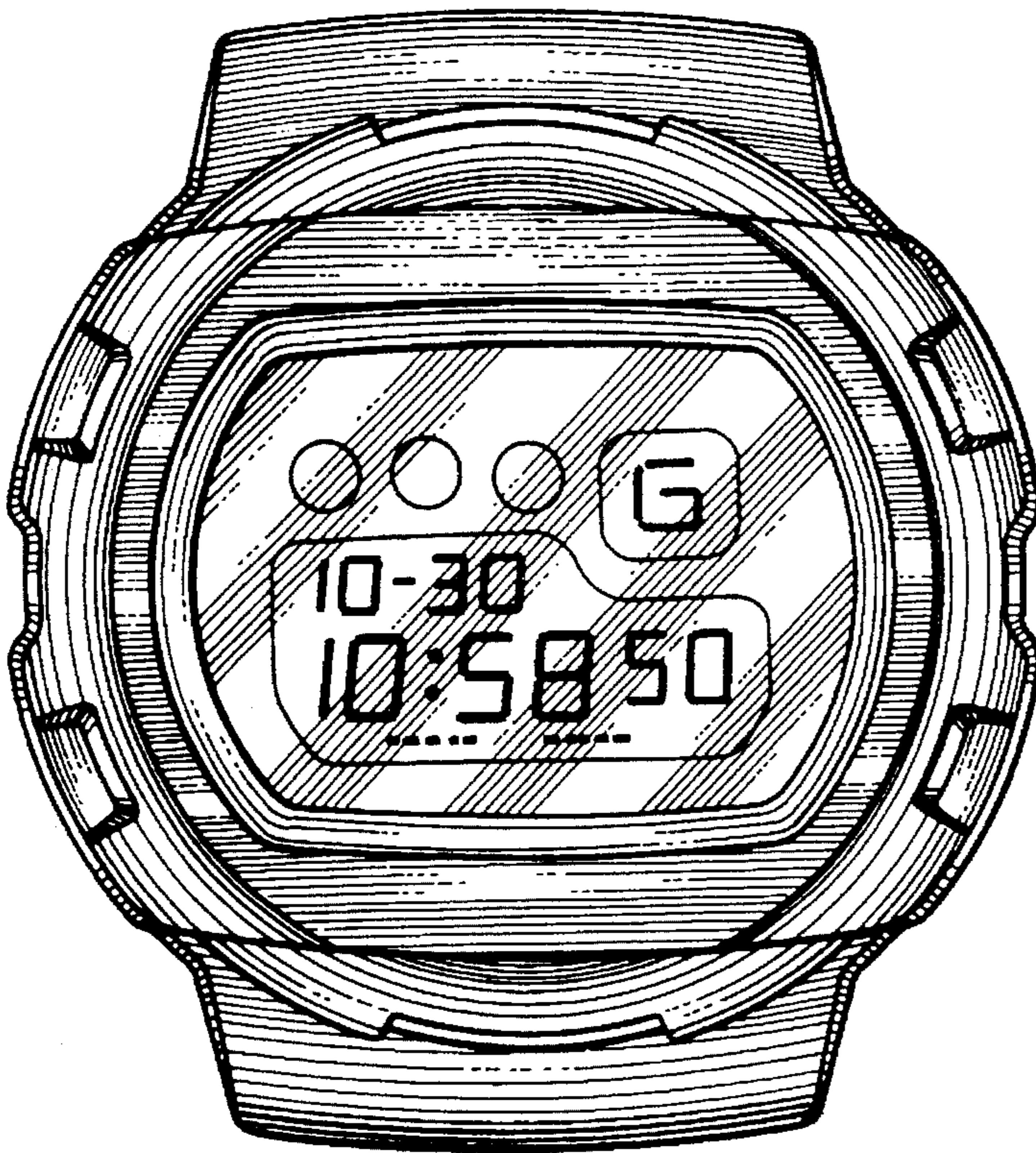


FIG. 2

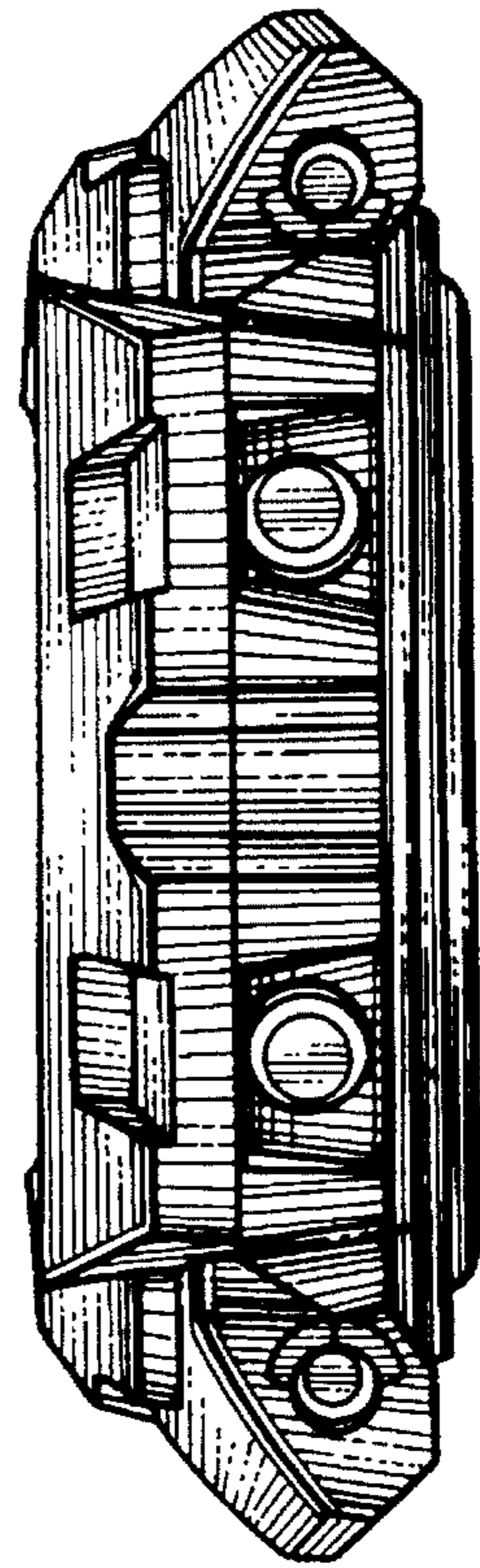


FIG. 4




FIG. 5

