



US00D365504S

**United States Patent** [19]  
**Hawkins**

[11] **Patent Number: Des. 365,504**

[45] **Date of Patent: \*\*Dec. 26, 1995**

[54] **COMBINED AERATOR AND SOD PLUGGER**

4,966,238 10/1990 Shields .

5,398,624 3/1995 Caron ..... 172/22 X

[76] Inventor: **Robert M. Hawkins**, 109 Ginger Cove,  
Valley, Nebr. 68064

*Primary Examiner*—A. Hugo Word  
*Assistant Examiner*—Holly Baynham

[\*\*] Term: **14 Years**

[57] **CLAIM**

[21] Appl. No.: **32,344**

The ornamental design for the combined aerator and sod plugger, as shown and described.

[22] Filed: **Dec. 16, 1994**

[52] U.S. Cl. .... **D8/7**

**DESCRIPTION**

[58] **Field of Search** ..... D8/1, 7, 11; 294/49,  
294/55.5, 50.9, 50.6; 172/19, 21, 22

FIG. 1 is a front elevational view of the combined aerator and sod plugger showing my new design;  
FIG. 2 is a rear elevational view thereof;  
FIG. 3 is a left side elevational view thereof;  
FIG. 4 is a right side elevational view thereof;  
FIG. 5 is a top plan view thereof; and,  
FIG. 6 is a bottom plan view thereof.

[56] **References Cited**

The shaft portion of the claimed design is shown broken away in FIGS. 1-4 to indicate indeterminate length.

**U.S. PATENT DOCUMENTS**

D. 302,512	8/1989	Slayton .	
2,439,524	4/1948	Moore .....	172/22 X
2,891,812	6/1959	Gourley .....	294/50.6
3,534,994	10/1970	Sterk .	
3,565,179	2/1971	Paliani .	
4,209,903	7/1980	Owens .	
4,556,114	12/1985	Ryan .....	172/22 X

**1 Claim, 3 Drawing Sheets**

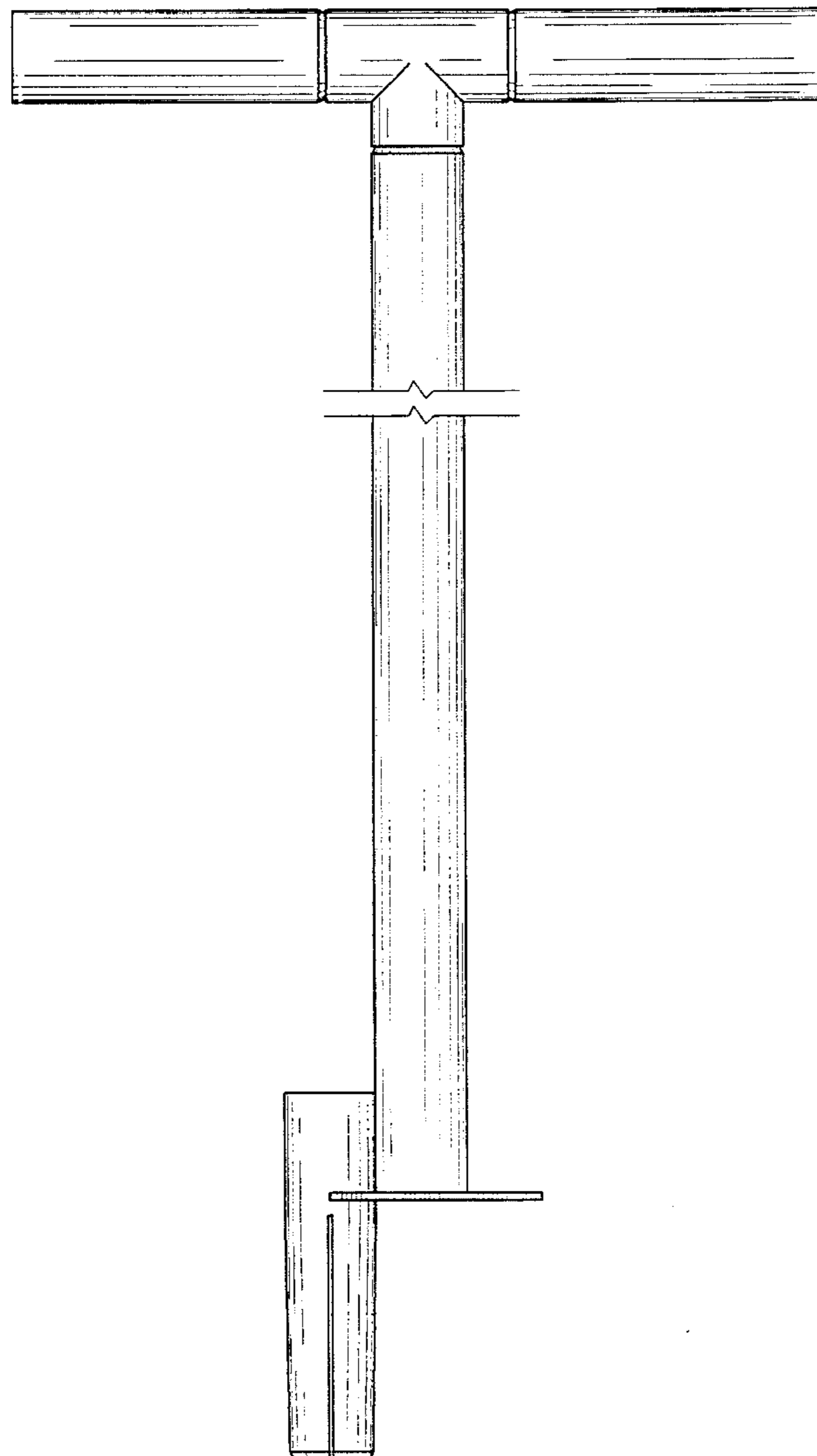


FIG. 1

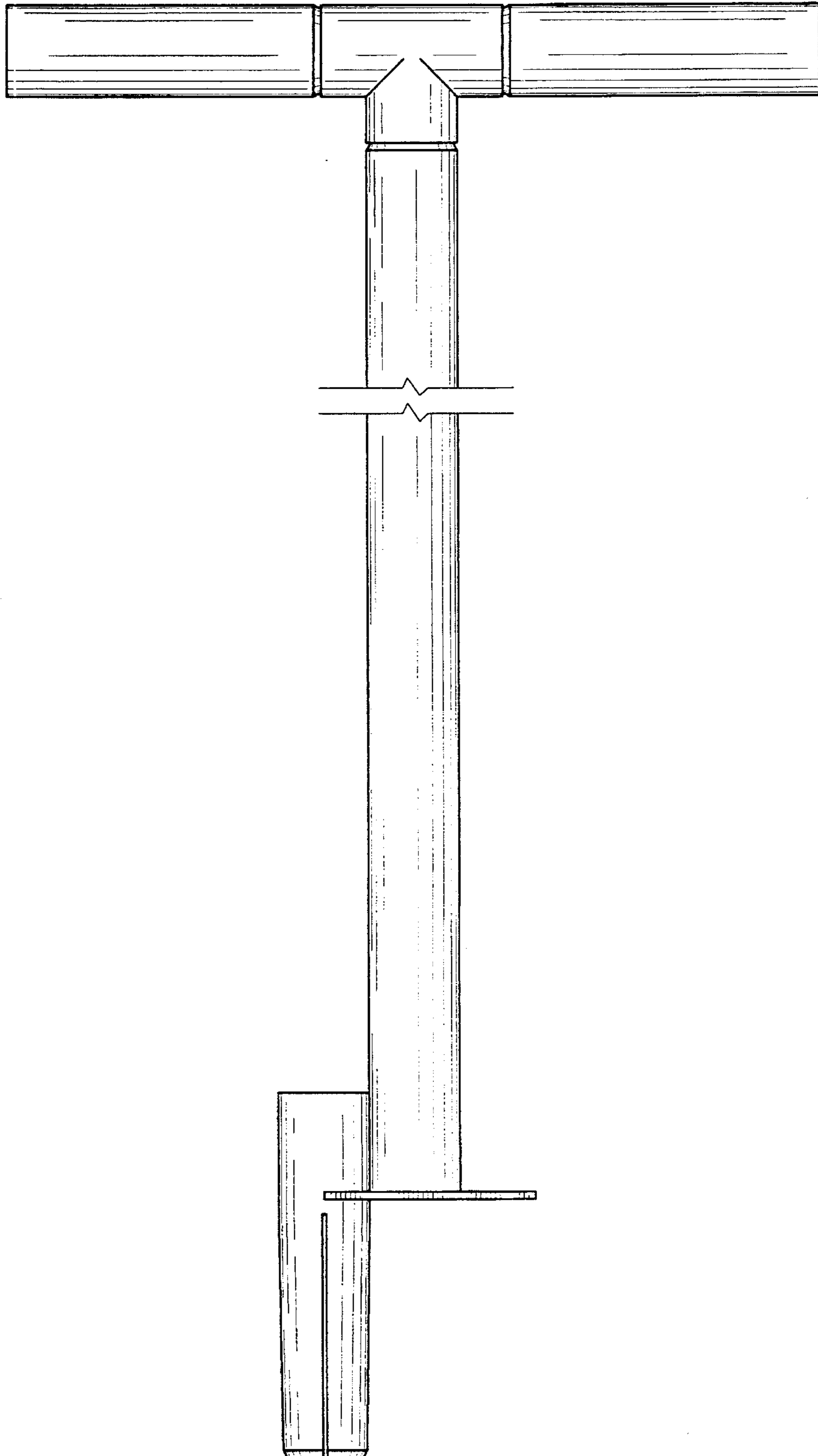


FIG. 2

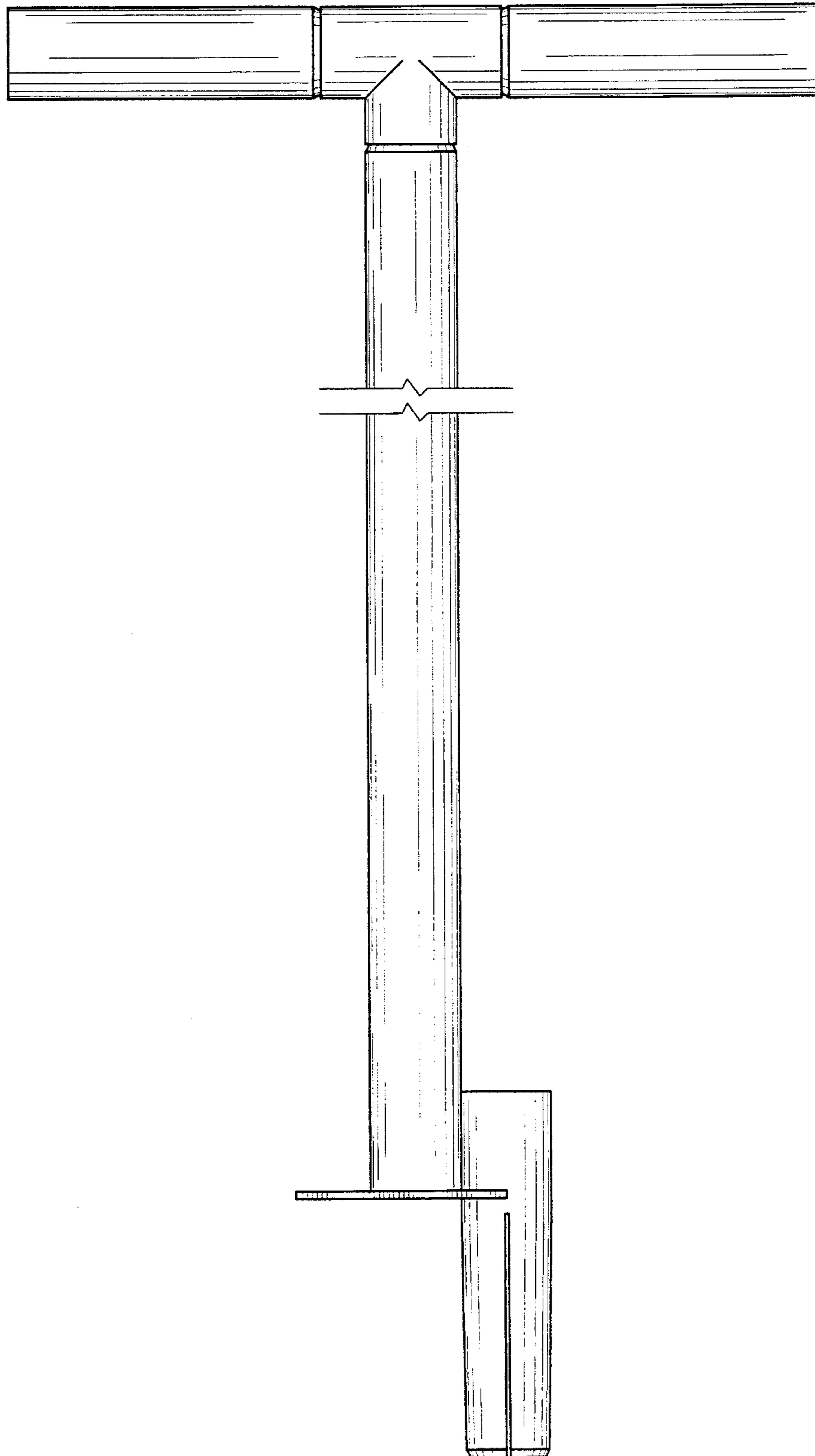


FIG. 3

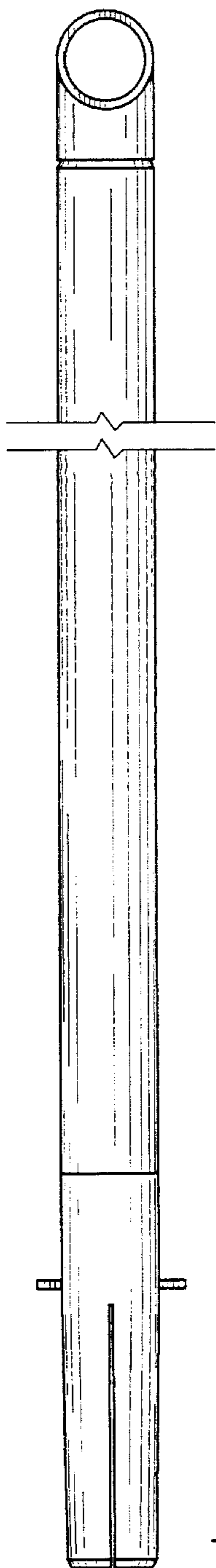


FIG. 4

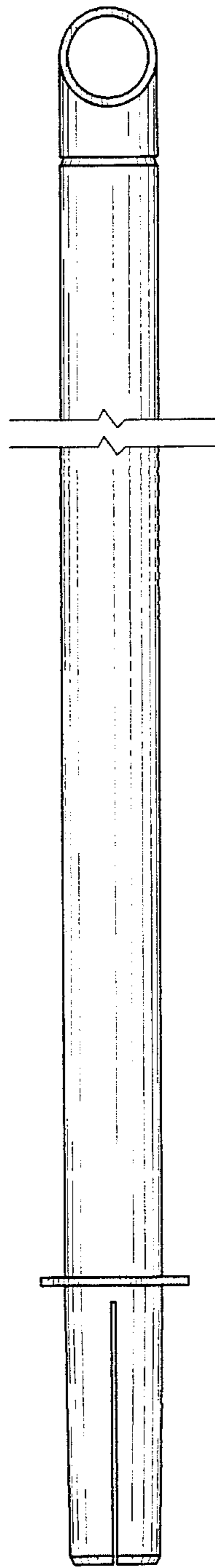


FIG. 5




FIG. 6

